



US00D983737S

(12) **United States Design Patent** (10) **Patent No.:** **US D983,737 S**  
**Miller et al.** (45) **Date of Patent:** **\*\* Apr. 18, 2023**

(54) **DECORATIVE PORTABLE POWER CHARGER WITH CABLES**

(71) Applicant: **Halo International SEZC Ltd.**, Grand Cayman (KY)

(72) Inventors: **Garold C. Miller**, Hartford, CT (US); **Nathan Daniel Weinstein**, Hartford, CT (US)

(73) Assignee: **BOLLINGER INDUSTRIES, INC.**, Roanoke, TX (US)

2,762,056 A	9/1956	Glagovsky	
3,105,243 A	10/1963	Kampfe et al.	
D283,990 S	5/1986	Davidson	
D351,771 S	10/1994	Carranza	
D381,629 S *	7/1997	Goto	D13/153
D429,281 S	8/2000	Miller et al.	
D532,745 S *	11/2006	Gaber	D14/484.1
D539,218 S *	3/2007	Gaber	D14/484.1
D653,613 S	2/2012	Sasada et al.	
D673,110 S	12/2012	Sasada et al.	
D683,991 S	6/2013	Smith	
D695,216 S *	12/2013	Miller	D13/108
D716,052 S	10/2014	Sappenfield-Chan	

(Continued)

(\*\*) Term: **15 Years**

(21) Appl. No.: **29/685,222**

(22) Filed: **Mar. 27, 2019**

**Related U.S. Application Data**

(63) Continuation of application No. 29/616,563, filed on Sep. 7, 2017, now abandoned, and a continuation of application No. 15/486,368, filed on Apr. 13, 2017, now Pat. No. 10,483,774.

(51) **LOC (14) Cl.** ..... **13-02**

(52) **U.S. Cl.**  
USPC ..... **D13/108**

(58) **Field of Classification Search**  
USPC ..... D13/102, 103, 106-108, 110, 112, 114, D13/116, 118-119, 184, 199, 153  
CPC ..... H02J 7/0042; H02J 7/0044; H02J 7/0045; H02J 7/0047; H02J 7/0003; H02J 7/00047; H02J 7/0013; H02J 7/0027; H02J 1/122; H02J 7/00; H02J 2707/40; B60R 16/033; H01M 10/44; H01M 10/46; Y10T 24/3792

See application file for complete search history.

(56) **References Cited**

**U.S. PATENT DOCUMENTS**

1,413,618 A	4/1922	Rosenblum
1,896,060 A	1/1933	Colby
2,107,459 A	2/1938	Weller

**OTHER PUBLICATIONS**

Michael Zhang, This Stylish Leather Tassel is Actually a USB Charging Cable in Disguise, Sep. 12, 2014, <<https://petapixel.com/2014/09/12/stylish-leather-tassel-actually-usb-charging-cable-disguise/>>, pp. 1-4.

*Primary Examiner* — Rosemary K Tarcza  
(74) *Attorney, Agent, or Firm* — Lathrop GPM LLP; William T. Griffith

(57) **CLAIM**


The ornamental design for a decorative portable power charger with cables, substantially as shown and described.

**DESCRIPTION**

FIG. 1 is a front perspective view of a decorative portable power charger with cables showing our new design; FIG. 2 is a front view thereof; FIG. 3 is a rear view thereof; FIG. 4 is a left-hand side view thereof; FIG. 5 is a right-hand side view thereof; FIG. 6 is a top view thereof; and, FIG. 7 is a bottom view thereof.

The broken lines shown in the drawings are included for purpose of illustrating portions of the decorative portable power charger with cables that form no part of the claimed design.

**1 Claim, 3 Drawing Sheets**



(56)

**References Cited**

## U.S. PATENT DOCUMENTS

D730,637 S 6/2015 Maddocks  
D735,663 S \* 8/2015 Miller ..... D13/103  
D741,258 S 10/2015 Chao  
D749,505 S 2/2016 Verleur et al.  
D795,816 S \* 8/2017 He ..... D13/153  
D798,825 S \* 10/2017 Hahn ..... D13/153  
D830,310 S \* 10/2018 Applebaum ..... D13/153  
D841,575 S \* 2/2019 Hsieh ..... D13/108  
D878,292 S \* 3/2020 Wu ..... D13/110  
D883,919 S \* 5/2020 Gong ..... D13/103  
D892,048 S \* 8/2020 Zhuang ..... D13/110  
D915,296 S \* 4/2021 Nauroy ..... D13/153  
D946,506 S \* 3/2022 Cheng ..... D13/107  
D946,508 S \* 3/2022 Cheng ..... D13/107  
D958,065 S \* 7/2022 Kaneda ..... D13/107  
2006/0208695 A1 \* 9/2006 Weinstein ..... H01M 50/247  
320/112  
2012/0289080 A1 11/2012 Huang et al.  
2013/0043827 A1 2/2013 Weinstein et al.  
2013/0076298 A1 \* 3/2013 Miller ..... H02J 7/342  
320/103  
2013/0221922 A1 \* 8/2013 Liu ..... H02J 7/0042  
320/111  
2015/0028797 A1 \* 1/2015 Miller ..... H02J 7/0045  
320/103  
2015/0201708 A1 7/2015 Maddocks  
2015/0270728 A1 9/2015 Williams  
2016/0233703 A1 \* 8/2016 Miller ..... A45F 5/02  
2017/0222455 A1 \* 8/2017 Miller ..... A45C 13/08  
2019/0305569 A1 \* 10/2019 Miller ..... A45F 5/021

\* cited by examiner




FIG. 1

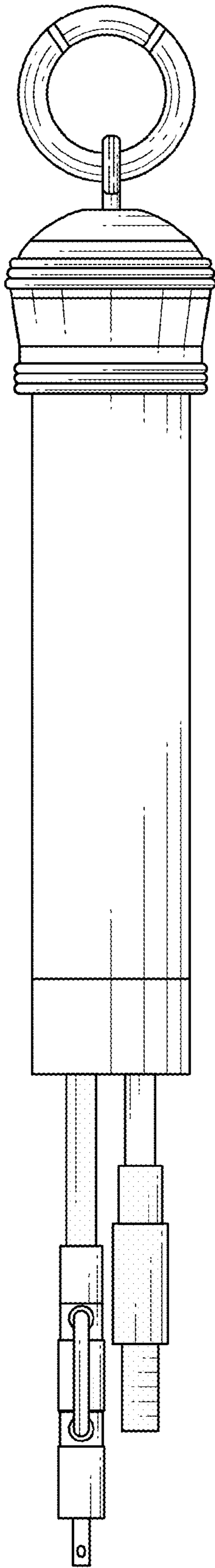


FIG. 2

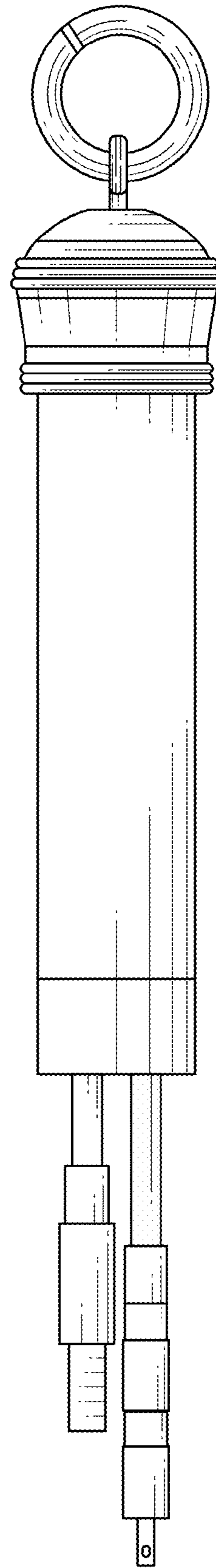


FIG. 3

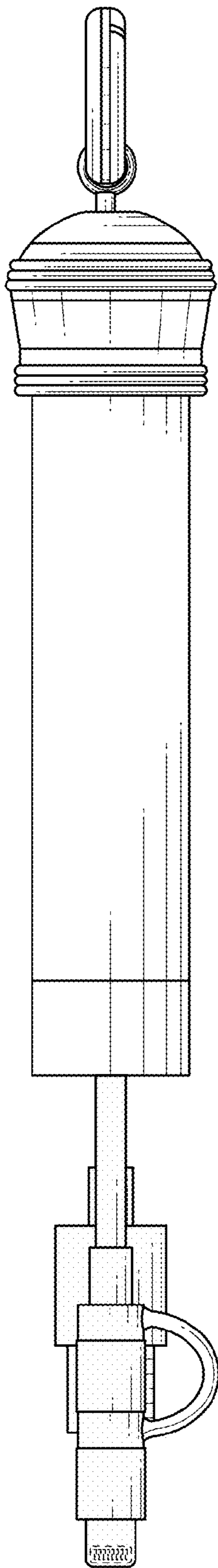


FIG. 4

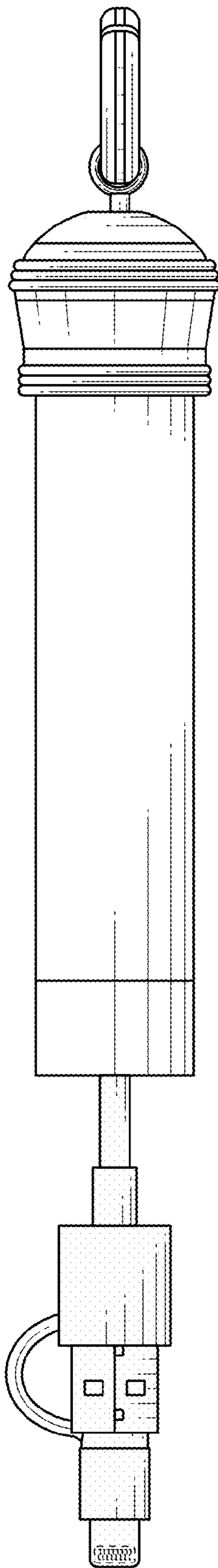


FIG. 5

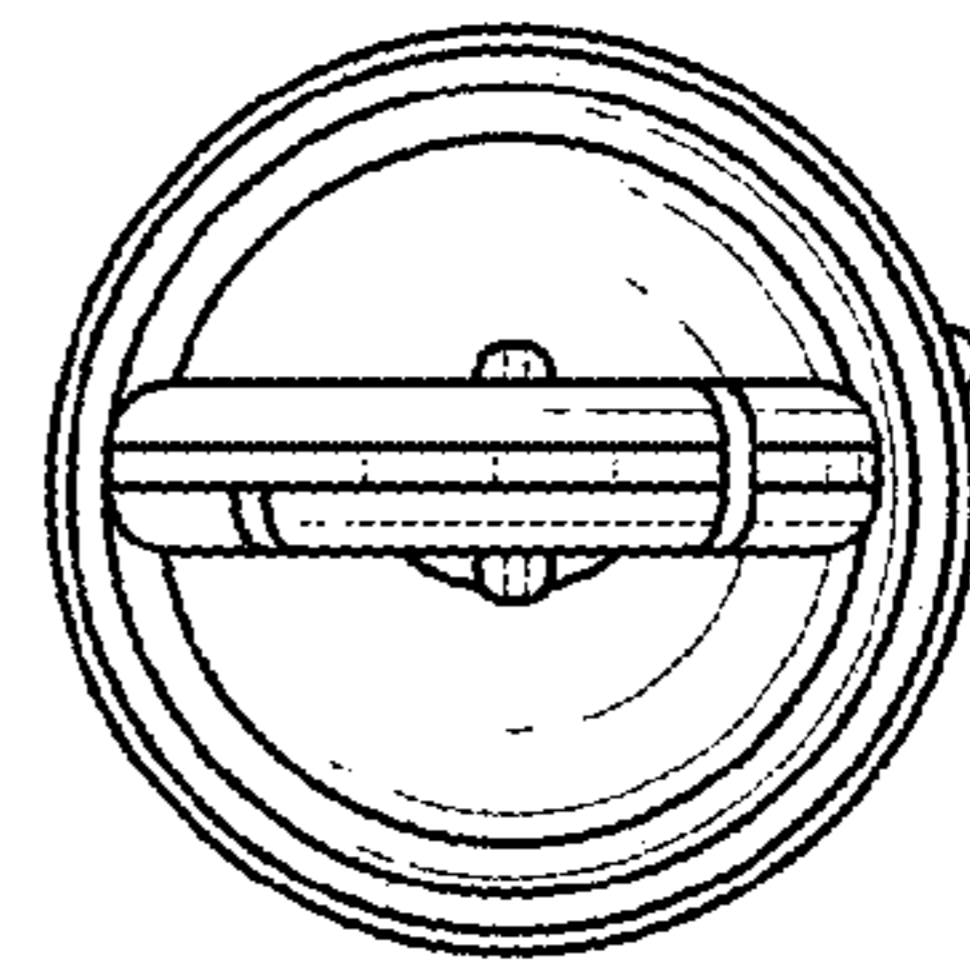


FIG. 6

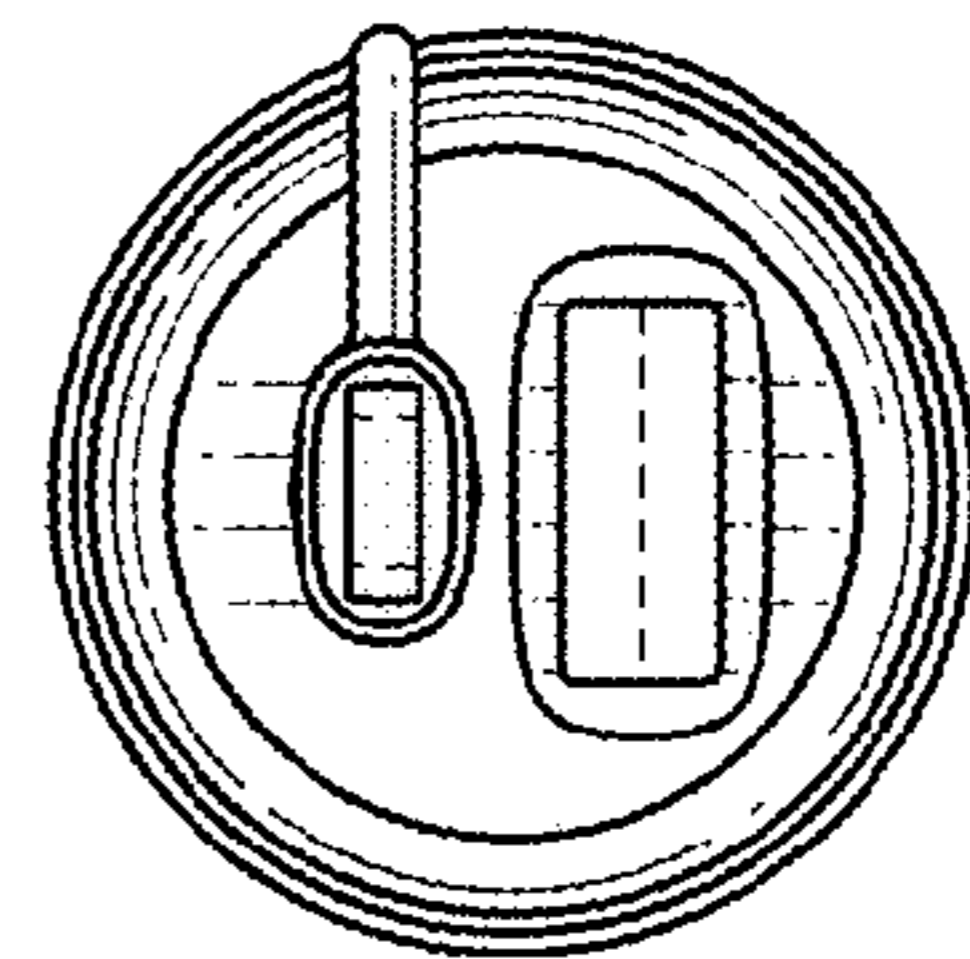


FIG. 7