



US00D983728S

(12) **United States Design Patent**
Zhao et al.

(10) **Patent No.:** **US D983,728 S**

(45) **Date of Patent:** **** Apr. 18, 2023**

(54) **TIRE**
(71) Applicant: **SAILUN GROUP CO., LTD.**, Qingdao (CN)

(72) Inventors: **Yanlin Zhao**, Qingdao (CN); **Zhenbo Li**, Qingdao (CN); **Shan Yan**, Qingdao (CN); **Zhi Li**, Qingdao (CN)

(**) Term: **15 Years**

(21) Appl. No.: **35/513,136**

(22) Filed: **Oct. 19, 2021**

(80) **Hague Agreement Data**

Int. Filing Date: **Oct. 19, 2021**

Int. Reg. No.: **DM/217679**

Int. Reg. Date: **Oct. 19, 2021**

Int. Reg. Pub. Date: **Dec. 10, 2021**

(30) **Foreign Application Priority Data**

Apr. 25, 2021 (CN) 202130241812.6

(51) **LOC (14) Cl.** **12-15**

(52) **U.S. Cl.**
USPC **D12/579**

(58) **Field of Classification Search**
USPC D12/568-604, 900
CPC Y10T 152/10027; B60C 1/0016; B60C 11/0306; B60C 11/0302; B60C 3/06; B60C 9/17

See application file for complete search history.

(56) **References Cited**

U.S. PATENT DOCUMENTS

D744,412 S * 12/2015 Schimmoeller D12/579
D788,690 S * 6/2017 Sun D12/596

D806,006 S * 12/2017 Ronan D12/579
D806,640 S * 1/2018 Petr D12/602
D808,895 S * 1/2018 Kreitzman D12/596
D838,662 S * 1/2019 Tikka B60C 13/001
D12/579
D855,558 S * 8/2019 Zhao D12/579
D879,020 S * 3/2020 Sato D12/579
D879,024 S * 3/2020 Thieman D12/900
D889,388 S * 7/2020 Jiang D12/579
D925,439 S * 7/2021 Kristen D12/579
D932,989 S * 10/2021 Rogers D12/579
D955,325 S * 6/2022 Thornburg D12/579

* cited by examiner

Primary Examiner — John A Voytek

(57) **CLAIM**

The ornamental design for a tire, as shown and described.


DESCRIPTION

The patent or application file contains at least one drawing executed in color. Copies of this patent or patent application publication with color drawing(s) will be provided by the Office upon request and payment of the necessary fee.

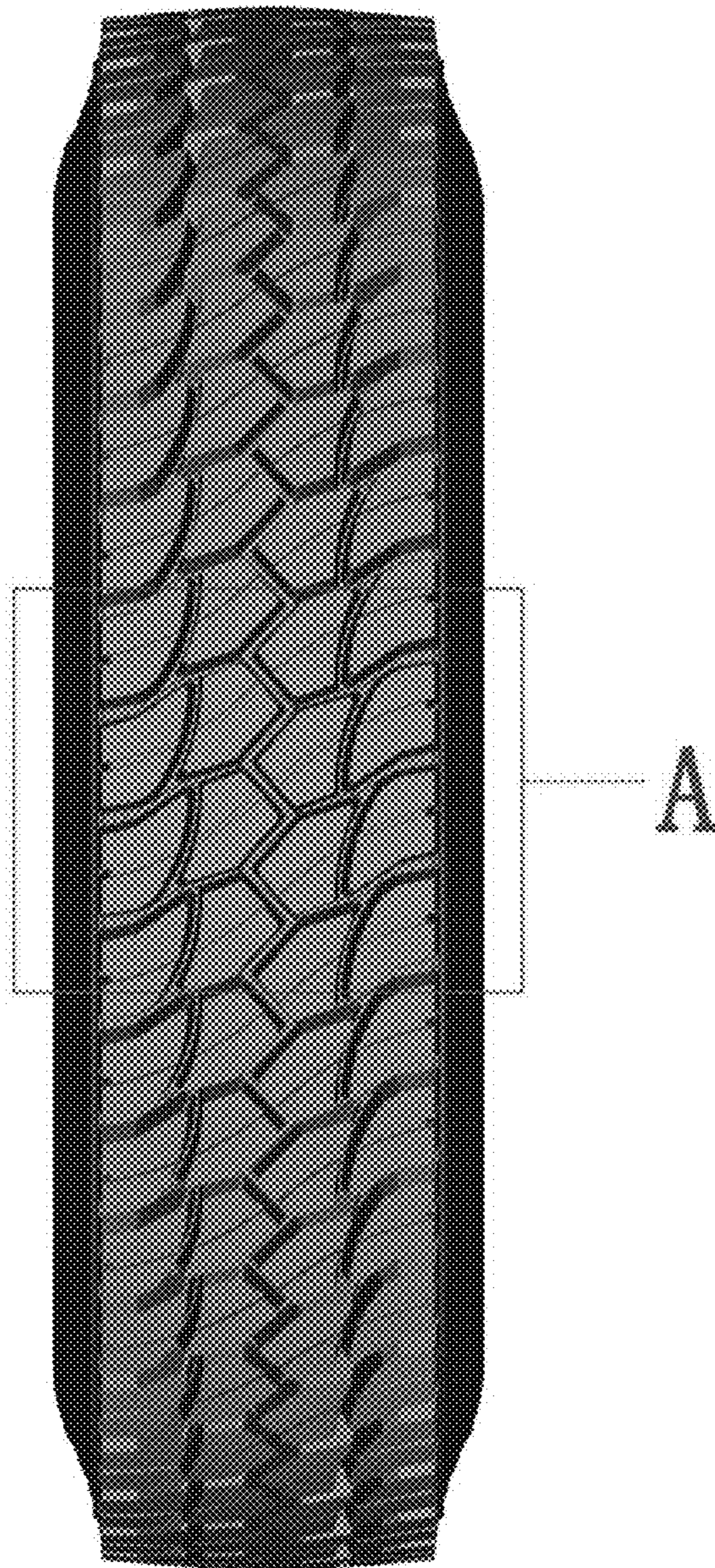
- 1. Tire
- 1.1 : Front
- 1.2 : Left
- 1.3 : Perspective
- 1.4 : Enlarged

The rear view is the same as the front view after being rotated 180 degrees clockwise, so the rear view is omitted; the right view is symmetrical to the left view, so the right view is omitted; the top and bottom views are the same as the front view, so the top and bottom views are omitted; the red box with the indication "A" shown in reproduction 1.1 is an enlarged view of the tire shown in reproduction 1.4.


1 Claim, 4 Drawing Sheets
(1 of 4 Drawing Sheet(s) Filed in Color)



1.1



1.2



1.3



1.4

