



US00D983727S

(12) **United States Design Patent**  
**Geng et al.**

(10) **Patent No.:** **US D983,727 S**  
(45) **Date of Patent:** **\*\* Apr. 18, 2023**

- (54) **TIRE**
- (71) Applicant: **TIANJIN WANDA TYRE CO., LTD.**,  
Tianjin (CN)
- (72) Inventors: **Peng Geng**, Tianjin (CN); **Weina Hu**,  
Tianjin (CN)
- (73) Assignee: **TIANJIN WANDA TYRE CO., LTD.**,  
Tianjin (CN)
- (\*\*) Term: **15 Years**
- (21) Appl. No.: **29/804,515**
- (22) Filed: **Aug. 20, 2021**
- (30) **Foreign Application Priority Data**

- D633,859 S \* 3/2011 Shan ..... D12/602
- D636,330 S \* 4/2011 Pringiers ..... D12/593
- D720,284 S \* 12/2014 Lo ..... D12/579
- 9,027,611 B2 \* 5/2015 Ashton ..... B60C 11/0311  
152/209.1
- D770,970 S \* 11/2016 Kuwano ..... D12/594
- D795,796 S \* 8/2017 Johnson ..... D12/599
- D805,024 S \* 12/2017 Lo ..... D12/579
- D808,895 S \* 1/2018 Kreitzman ..... D12/596
- D810,002 S \* 2/2018 Sprowl ..... D12/544
- D816,590 S \* 5/2018 Gandillet ..... D12/536
- D844,546 S \* 4/2019 Sakamoto ..... D12/900
- D856,268 S \* 8/2019 Sprowl ..... D12/544
- D873,762 S \* 1/2020 Sareen ..... D12/512
- D878,284 S \* 3/2020 Henderson ..... D12/593
- D881,112 S \* 4/2020 Geng ..... D12/579
- D884,590 S \* 5/2020 Zhang ..... D12/900
- D885,322 S \* 5/2020 Choi ..... D12/600
- D888,651 S \* 6/2020 Zhang ..... D12/579
- D889,388 S \* 7/2020 Jiang ..... D12/579
- D894,821 S \* 9/2020 Petr ..... D12/594
- D897,939 S \* 10/2020 Plassard ..... D12/579

(Continued)

Jun. 18, 2021 (CN) ..... 202130379680.3

- (51) **LOC (14) Cl.** ..... **12-15**
- (52) **U.S. Cl.**  
USPC ..... **D12/579**
- (58) **Field of Classification Search**  
USPC ..... D12/577, 578, 579, 580, 583, 587, 590,  
D12/593, 594, 596, 599, 600, 603, 604,  
D12/900  
CPC . B60C 11/0302; B60C 11/0306; B60C 11/04;  
B60C 11/11; B60C 11/12; B60C  
2011/0374; B60C 2011/0383; B60C  
2011/388  
See application file for complete search history.

(56) **References Cited**

**U.S. PATENT DOCUMENTS**

- D444,743 S \* 7/2001 Labbe ..... D12/602
- D467,865 S \* 12/2002 Comps ..... D12/594
- D571,284 S \* 6/2008 Behr ..... D12/531
- D628,954 S \* 12/2010 Shan ..... D12/587

*Primary Examiner* — Michelle E. Wilson  
*Assistant Examiner* — Clese Moore, Jr.


(57) **CLAIM**

The ornamental design for tire, as shown and described.

**DESCRIPTION**

FIG. 1 is a perspective view of tire showing our new design;  
FIG. 2 is a front view thereof;  
FIG. 3 is a back view thereof;  
FIG. 4 is a left view thereof;  
FIG. 5 is a right view thereof;  
FIG. 6 is a top view thereof;  
FIG. 7 is a bottom view thereof; and,  
FIG. 8 is a partially enlarged view of FIG. 2.  
The broken lines shown on the drawings depict portions of  
the tire that form no part of the claimed design.

**1 Claim, 8 Drawing Sheets**



(56)

**References Cited**

U.S. PATENT DOCUMENTS

D899,350 S	*	10/2020	Henderson .....	D12/594
D902,840 S	*	11/2020	Zhao .....	D12/596
D904,971 S	*	12/2020	Zhang .....	D12/579
D906,231 S	*	12/2020	Sareen .....	D12/579

\* cited by examiner





FIG. 1



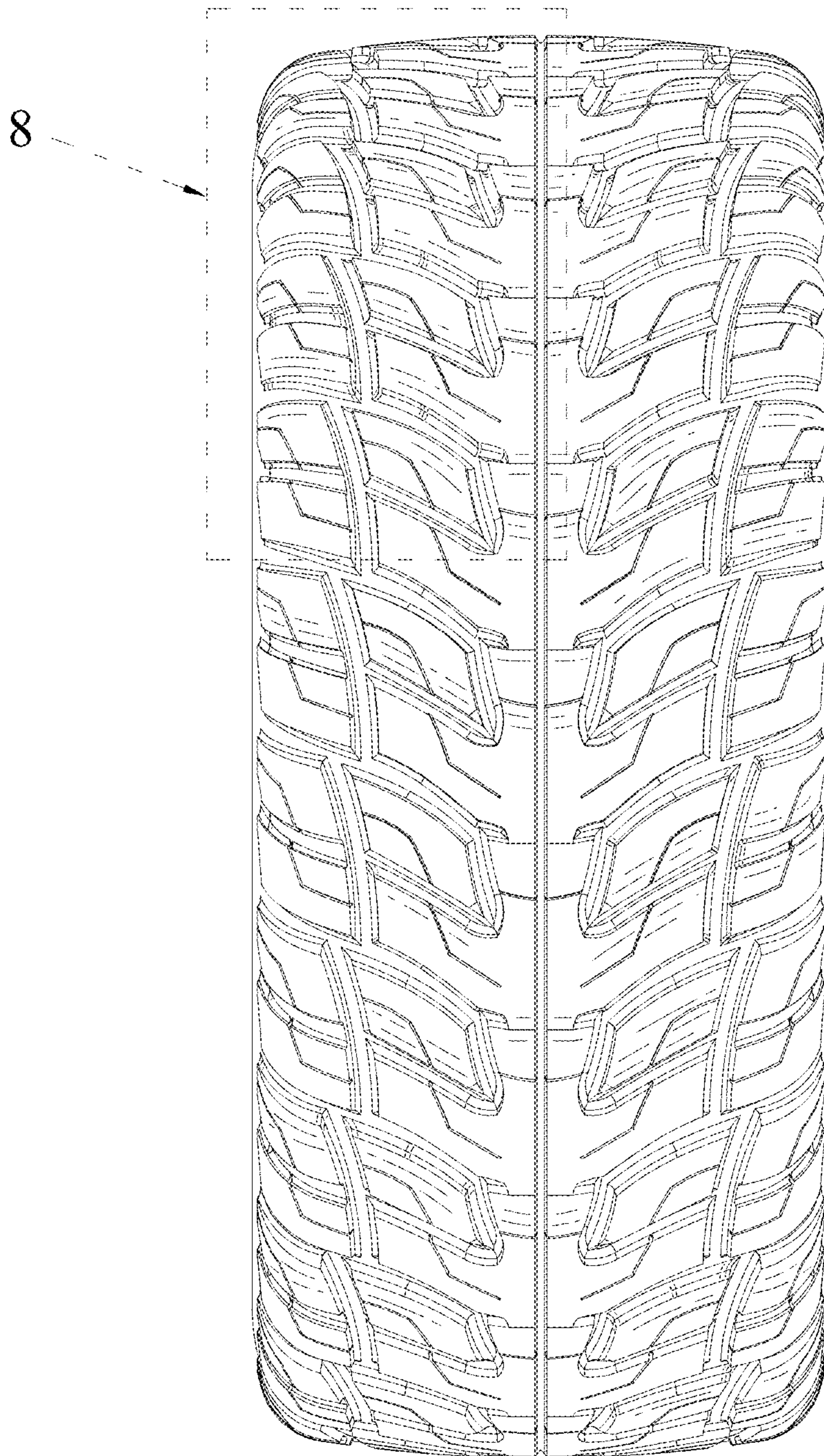


FIG. 2

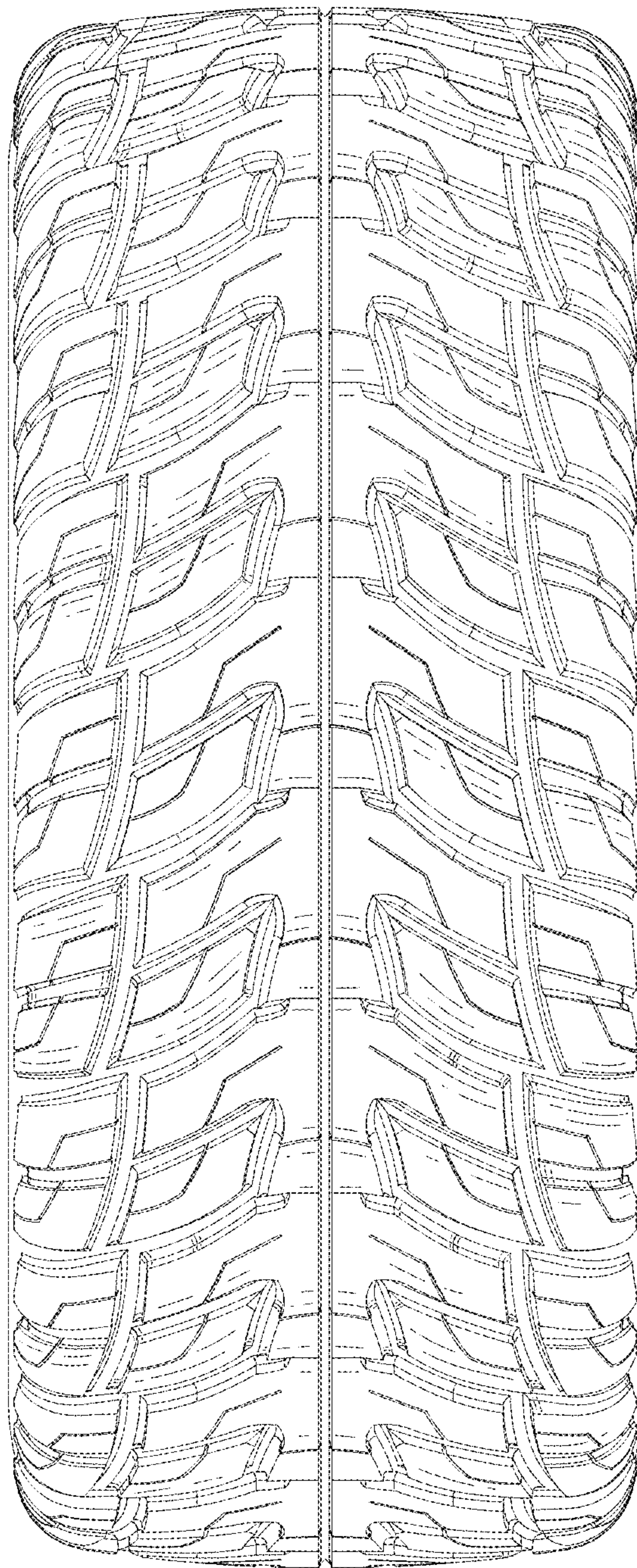


FIG. 3






FIG. 4




FIG. 5



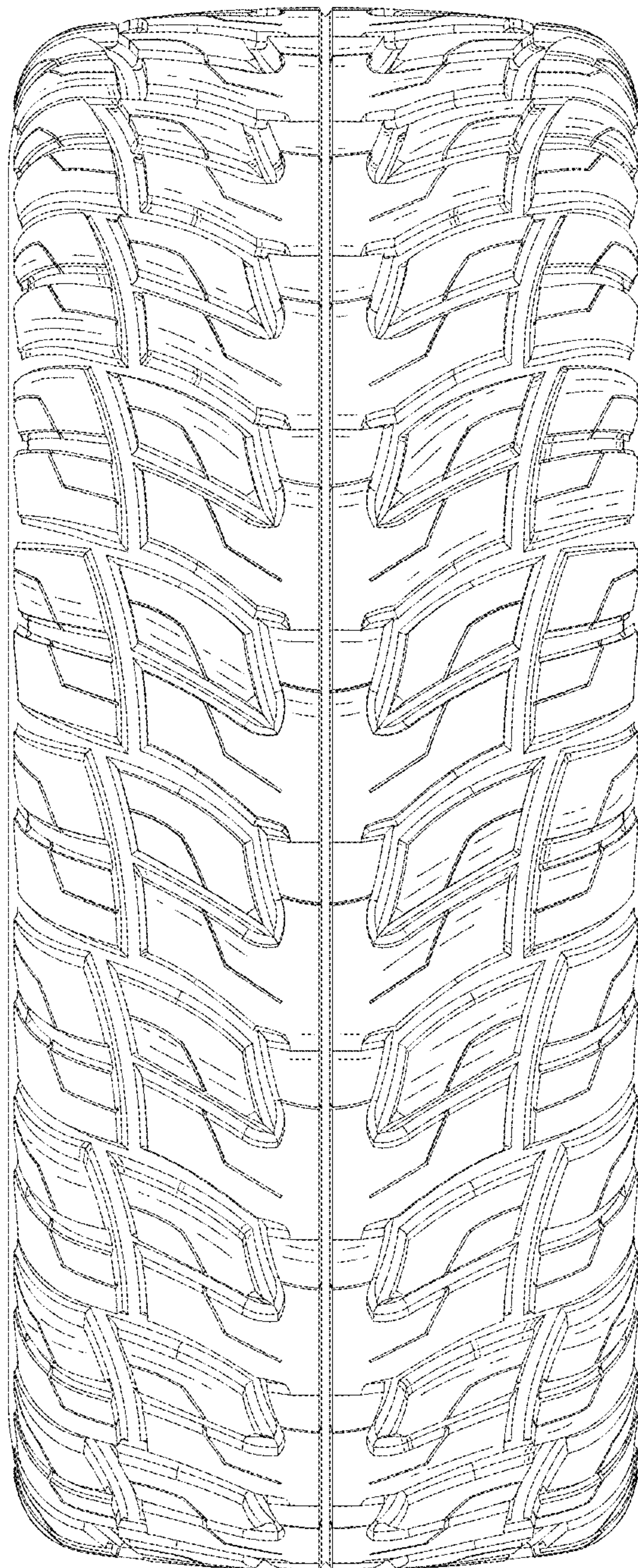


FIG. 6



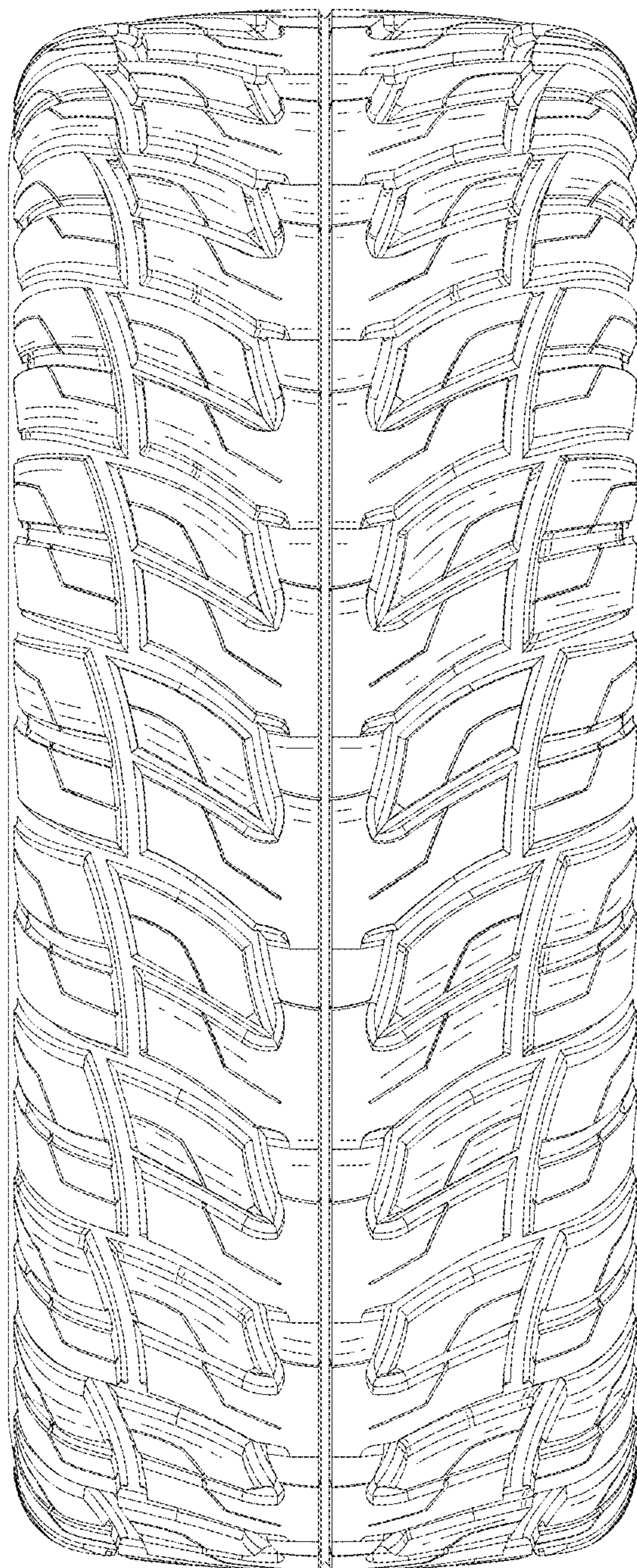


FIG. 7

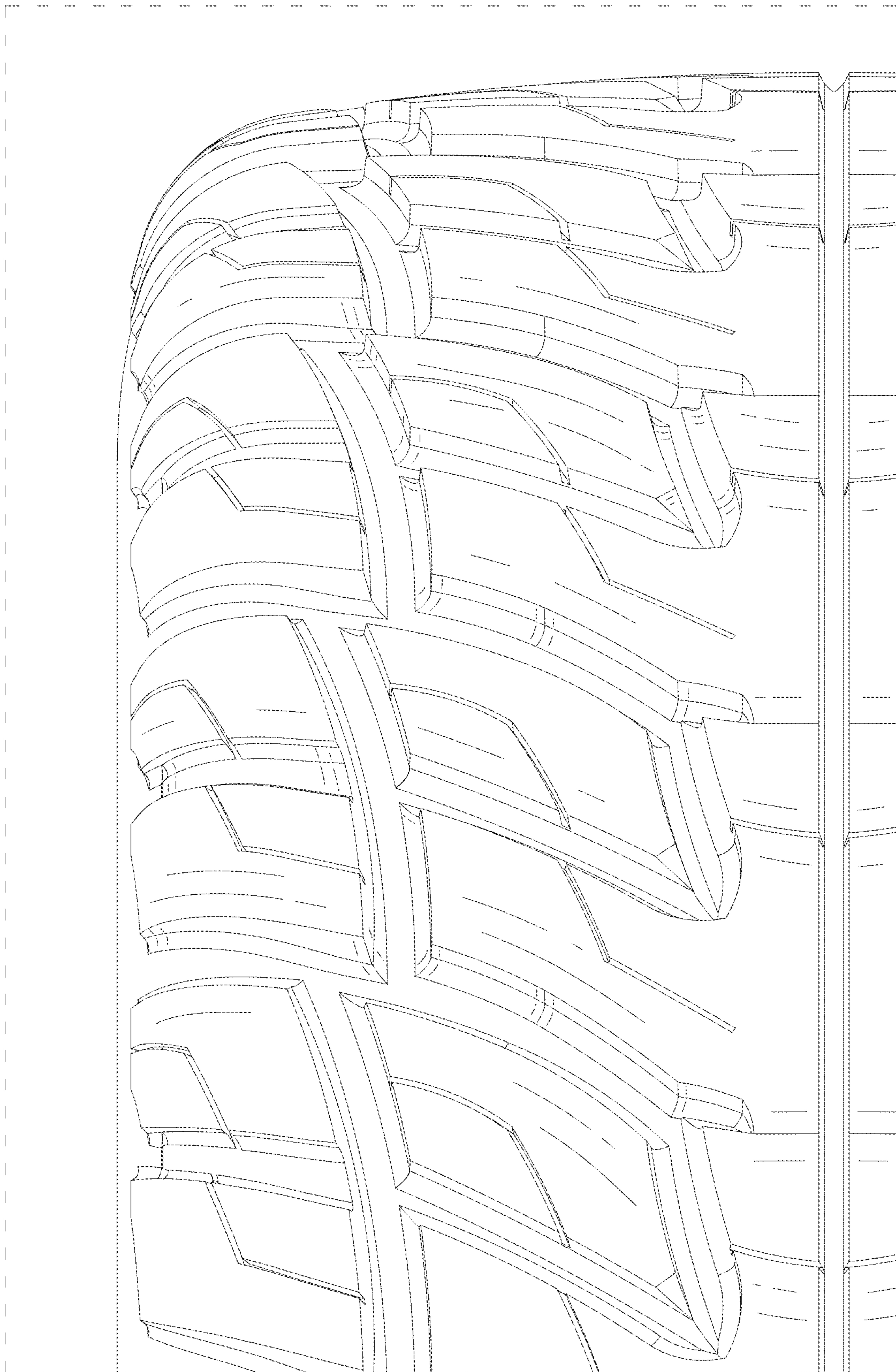


FIG. 8