



US00D983726S

(12) **United States Design Patent**
Suzuki

(10) **Patent No.:** **US D983,726 S**

(45) **Date of Patent:** **** Apr. 18, 2023**

(54) **TIRE FOR AUTOMOBILE**

(71) Applicant: **SUMITOMO RUBBER INDUSTRIES, LTD.**, Kobe (JP)

(72) Inventor: **Naoya Suzuki**, Kobe (JP)

(73) Assignee: **SUMITOMO RUBBER INDUSTRIES, LTD.**, Kobe (JP)

(**) Term: **15 Years**

(21) Appl. No.: **29/776,687**

(22) Filed: **Mar. 31, 2021**

(30) **Foreign Application Priority Data**

Feb. 22, 2021 (JP) 2021-003625 D

(51) **LOC (14) Cl.** **12-15**

(52) **U.S. Cl.**
USPC **D12/521**

(58) **Field of Classification Search**
USPC D12/500–532, 544, 566, 569, 570, 572,
D12/577, 604, 900

CPC Y10T 152/10027; B60C 1/0016; B60C
11/0306; B60C 11/0302; B60C 3/06;
B60C 9/17

See application file for complete search history.

(56) **References Cited**

U.S. PATENT DOCUMENTS

D560,595 S * 1/2008 Bindner D12/523
D826,137 S * 8/2018 Mishima D12/521

D833,961 S * 11/2018 Wang D12/532
D858,423 S * 9/2019 Yamaoka D12/521
D867,264 S * 11/2019 Poling D12/521
D900,708 S * 11/2020 Shondel D12/521
D908,076 S * 1/2021 Okawara D12/521

* cited by examiner

Primary Examiner — John A Voytek

(74) *Attorney, Agent, or Firm* — Birch, Stewart, Kolasch & Birch, LLP

(57) **CLAIM**

The ornamental design for a tire for automobile, as shown and described.

DESCRIPTION

FIG. 1 is a front perspective view of a tire for automobile showing my new design;
FIG. 2 is a front view thereof;
FIG. 3 is a left side view thereof;
FIG. 4 is a rear view thereof;
FIG. 5 is a right side view thereof;
FIG. 6 is a bottom view thereof;
FIG. 7 is a top view thereof; and,
FIG. 8 is a partial enlarged view of FIG. 2.
The broken lines in FIGS. 2 and 8 of the drawings are used for demarcation of the enlarged portion of the tire for automobile illustrated in FIG. 8. The broken lines form no part of the claimed design.

1 Claim, 8 Drawing Sheets






FIG. 1

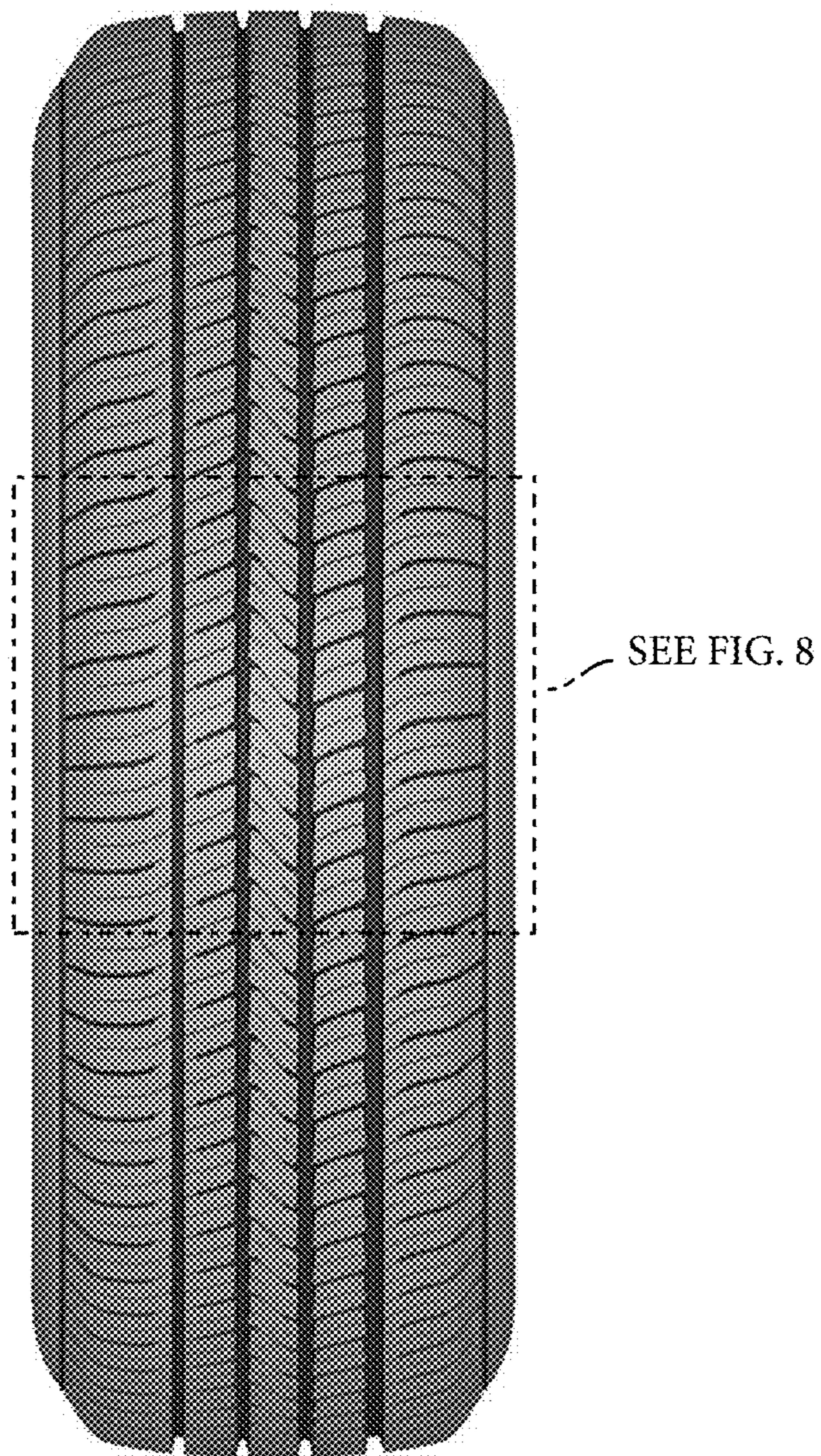


FIG. 2

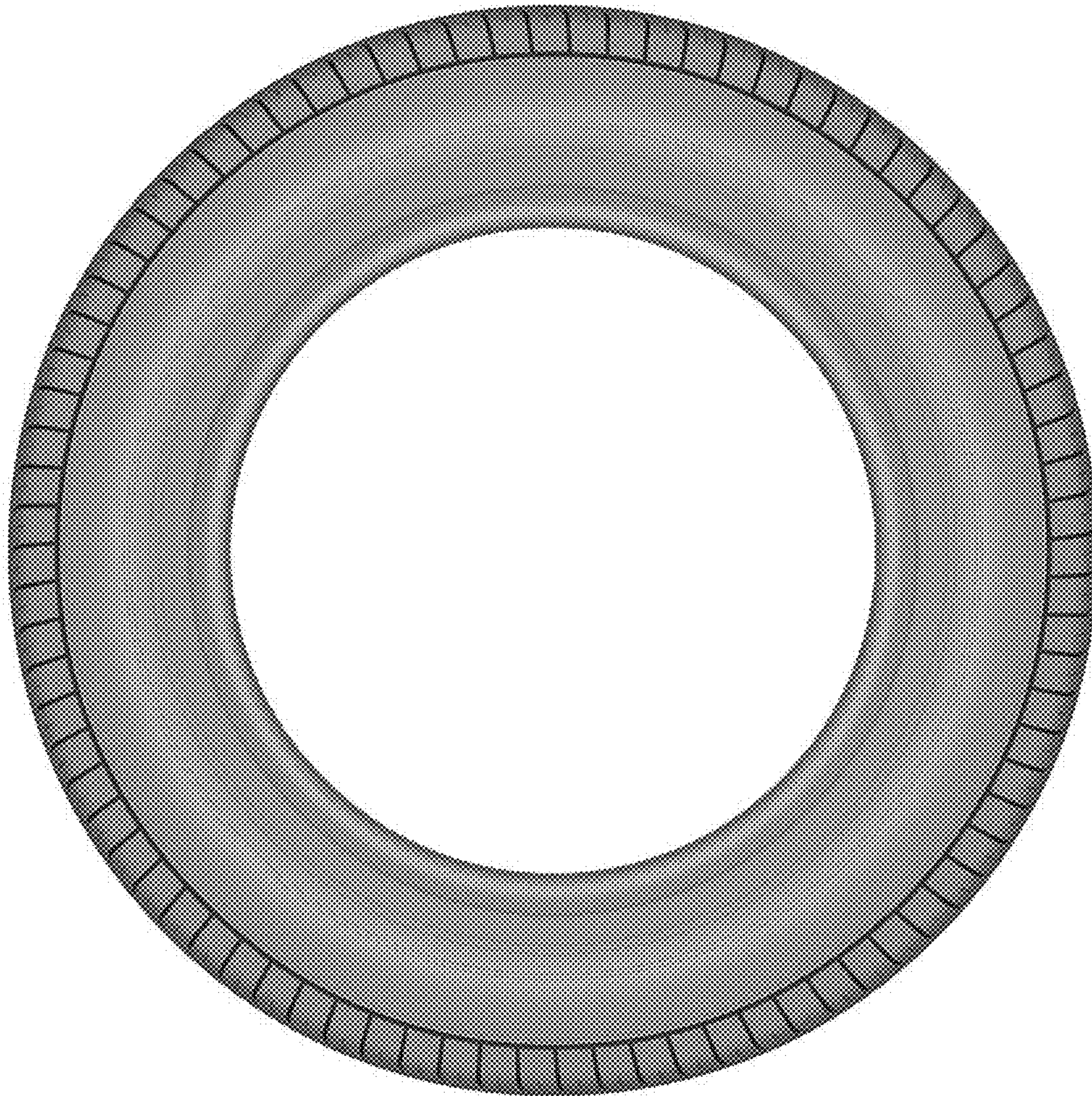


FIG. 3




FIG. 4

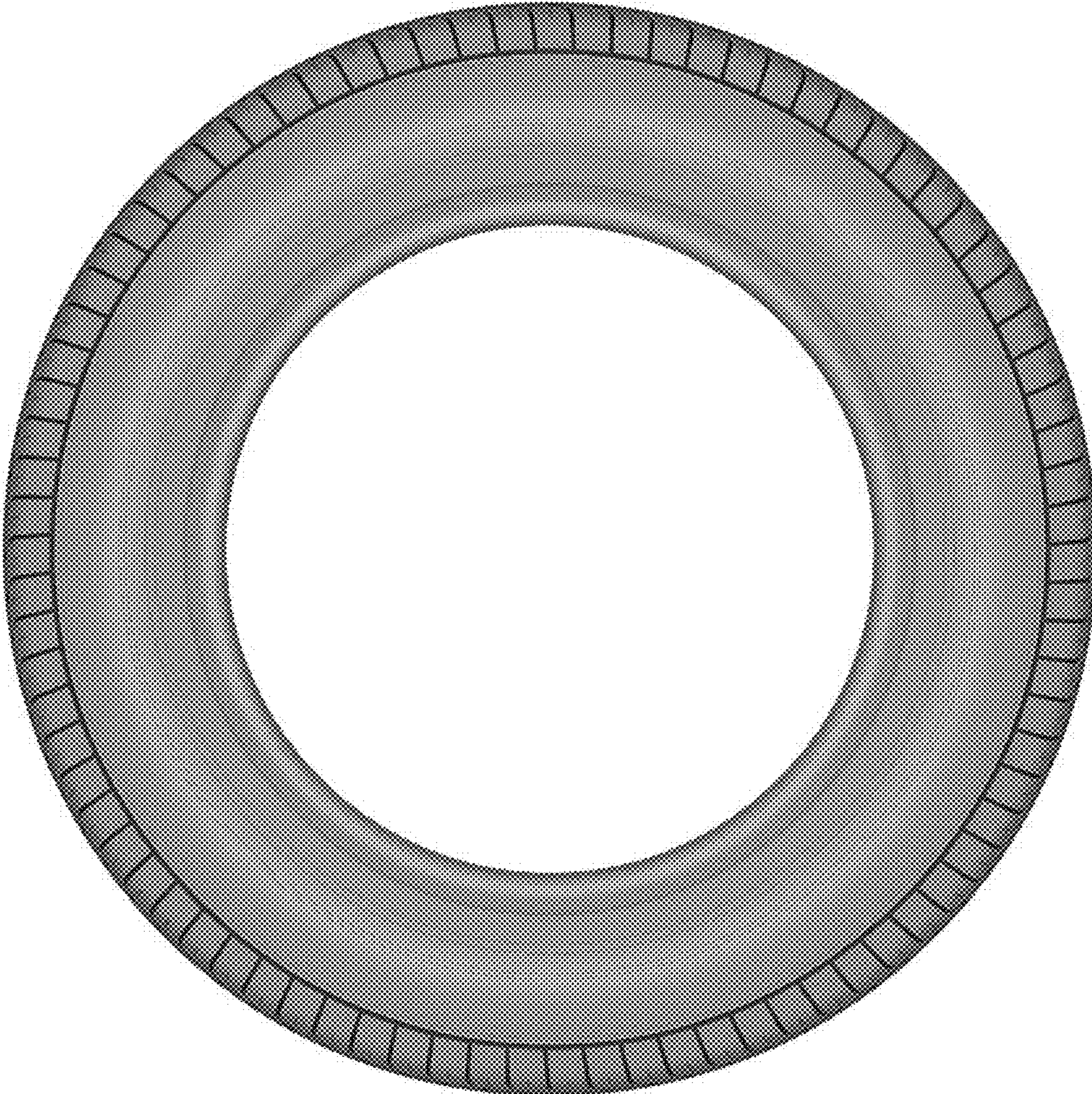


FIG. 5




FIG. 6




FIG. 7



FIG. 8