



US00D983712S

(12) **United States Design Patent** (10) **Patent No.:** **US D983,712 S**
Malachowski et al. (45) **Date of Patent:** **** Apr. 18, 2023**

(54) **SIDE MIRROR**

(71) Applicants: **Nicholas A. Malachowski**, Bloomfield Hills, MI (US); **Eugenio Sellaro-Neto**, Detroit, MI (US); **Matthew W. Dunford**, Clawson, MI (US); **Alexander Tannen**, Detroit, MI (US); **Chris Piscitelli**, West Bloomfield, MI (US); **Jeffrey C. Gale**, Rochester, MI (US); **Mark D. Hall**, Rochester Hills, MI (US); **Mark T. Allen**, Oxford, MI (US)

(72) Inventors: **Nicholas A. Malachowski**, Bloomfield Hills, MI (US); **Eugenio Sellaro-Neto**, Detroit, MI (US); **Matthew W. Dunford**, Clawson, MI (US); **Alexander Tannen**, Detroit, MI (US); **Chris Piscitelli**, West Bloomfield, MI (US); **Jeffrey C. Gale**, Rochester, MI (US); **Mark D. Hall**, Rochester Hills, MI (US); **Mark T. Allen**, Oxford, MI (US)

(73) Assignee: **FCA US LLC**, Auburn Hills, MI (US)

(**) Term: **15 Years**

(21) Appl. No.: **29/840,359**

(22) Filed: **May 27, 2022**

Related U.S. Application Data

(63) Continuation-in-part of application No. 29/764,836, filed on Jan. 4, 2021, now Pat. No. Des. 953,931, and a continuation-in-part of application No. 29/764,837, filed on Jan. 4, 2021, now Pat. No. Des. 953,932, and a continuation-in-part of application No. 29/764,840, filed on Jan. 4, 2021, now Pat. No. Des. 954,602.

(51) **LOC (14) Cl.** **12-16**

(52) **U.S. Cl.**
USPC **D12/187**

(58) **Field of Classification Search**

USPC D12/187-189, 400; D6/300, 309
CPC G02B 7/182; G02B 5/08; G02B 7/18
See application file for complete search history.

(56) **References Cited**

U.S. PATENT DOCUMENTS

D661,634 S *	6/2012	Huet	D12/187
D818,407 S *	5/2018	Lee	D12/187
D837,705 S *	1/2019	Bucher	D12/187
D862,332 S *	10/2019	Woodhouse	D12/187
D883,879 S *	5/2020	Metros	D12/187
D886,015 S *	6/2020	Kim	D12/187
D902,813 S *	11/2020	Ruiz	D12/187
D920,868 S *	6/2021	Piaskowski	D12/187
D932,966 S *	10/2021	Tonello	D12/187

(Continued)

Primary Examiner — Katrina A Betton

(74) *Attorney, Agent, or Firm* — Ralph E. Smith

(57) **CLAIM**

The ornamental design for a side mirror, as shown and described.

DESCRIPTION

The patent or application file contains at least one drawing executed in color. Copies of this patent or patent application publication with color drawing(s) will be provided by the Office upon request and payment of the necessary fee.

FIG. 1 is a front perspective view of a side mirror showing our new design;

FIG. 2 is a front view thereof;


FIG. 3 is a rear view thereof;

FIG. 4 is a side view thereof;

FIG. 5 is top view thereof; and,

FIG. 6 is a bottom view thereof.

1 Claim, 6 Drawing Sheets
(6 of 6 Drawing Sheet(s) Filed in Color)



(56)

References Cited

U.S. PATENT DOCUMENTS

D968,289 S * 11/2022 Li D12/187
D971,100 S * 11/2022 Kim D12/187

* cited by examiner




FIG 1




FIG 2




FIG 3




FIG 4




FIG 5




FIG 6