



US00D983702S

(12) **United States Design Patent** (10) **Patent No.:** **US D983,702 S**
Shimada et al. (45) **Date of Patent:** **** Apr. 18, 2023**

(54) **MOTOR VEHICLE AND/OR TOY REPLICA THEREOF**

(71) Applicant: **TOYOTA JIDOSHA KABUSHIKI KAISHA**, Toyota (JP)

(72) Inventors: **Yoshihiro Shimada**, Shinagawa-ku (JP); **Noriyuki Nakamura**, Gotemba (JP); **Shota Ito**, Susono (JP); **Nobuhiko Honda**, Nisshin (JP)

(73) Assignee: **TOYOTA JIDOSHA KABUSHIKI KAISHA**, Toyota (JP)

(**) Term: **15 Years**

(21) Appl. No.: **29/794,151**

(22) Filed: **Jun. 10, 2021**

(30) **Foreign Application Priority Data**

Dec. 11, 2020 (JP) 2020-026649 D

(51) **LOC (14) Cl.** **12-08**

(52) **U.S. Cl.**
USPC **D12/91**

(58) **Field of Classification Search**
USPC D12/86, 90-92, 164; D21/433, 434, 533, D21/535; 296/181.1-181.5, 183.1
CPC B62D 25/00; B62D 25/06; B62D 33/00; B62D 35/00
See application file for complete search history.

(56) **References Cited**

U.S. PATENT DOCUMENTS

D572,628 S * 7/2008 Nakajima D12/90
D691,065 S * 10/2013 Gamou D12/90
D793,920 S * 8/2017 Cartabiano D12/164
D829,613 S * 10/2018 Nakamura D12/164

D873,718 S * 1/2020 Sperling D12/92
D874,981 S * 2/2020 Matsumoto D12/91
D917,343 S * 4/2021 Majdandzic D12/90
D929,901 S * 9/2021 Sonoda D12/91
D929,902 S * 9/2021 Billes D12/91
D929,903 S * 9/2021 Sperling D12/91
D932,939 S * 10/2021 Ogawa D12/91
D932,940 S * 10/2021 Baek D12/91

OTHER PUBLICATIONS

response.jp, Toyota Aqua (2018), <<https://response.jp/article/2018/01/04/304350.html>>, available as early as November 30, 2019.
netcarshow.com, Toyota Yaris (2017), <<https://www.netcarshow.com/toyota/2017-yaris/>>, available as early as Nov. 30, 2019.
netcarshow.com, Nissan Versa Note (2017), <https://www.netcarshow.com/nissan/2017-versa_note/>, available as early as Nov. 30, 2019.

* cited by examiner

Primary Examiner — Melody N Brown

(74) *Attorney, Agent, or Firm* — Saidman DesignLaw Group, LLC

(57) **CLAIM**

The ornamental design for a motor vehicle and/or toy replica thereof, as shown and described.

DESCRIPTION

FIG. 1 is a left, front perspective view of a motor vehicle and/or toy replica thereof showing our new design;
FIG. 2 is a left, rear perspective view thereof;
FIG. 3 is a right, front perspective view thereof;
FIG. 4 is a right, rear perspective view thereof;
FIG. 5 is a left side view thereof;
FIG. 6 is a right side view thereof;
FIG. 7 is a rear view thereof;
FIG. 8 is a front view thereof; and,
FIG. 9 is a top view thereof.

1 Claim, 9 Drawing Sheets






FIG. 1



FIG. 2




FIG. 3



FIG. 4




FIG. 5




FIG. 6




FIG. 7




FIG. 8



FIG. 9