



US00D983690S

(12) **United States Design Patent**
Wu

(10) **Patent No.:** **US D983,690 S**

(45) **Date of Patent:** **** Apr. 18, 2023**

(54) **SILICONE MAGNETIC STRAP**

(71) Applicant: **Qi Wu**, Loudi (CN)

(72) Inventor: **Qi Wu**, Loudi (CN)

(**) Term: **15 Years**

(21) Appl. No.: **29/857,073**

(22) Filed: **Oct. 19, 2022**

(51) **LOC (14) Cl.** **11-01**

(52) **U.S. Cl.**
USPC **D11/3**

(58) **Field of Classification Search**
USPC D11/1-25, 86, 93, 94; D10/30-39, 70,
D10/46; D24/186, 167; D14/344;
D2/627, 635

CPC G04B 37/1486; G04B 37/16; G04B 37/18;
A44C 5/14; A44C 5/0053; A44C 5/0069;
A44C 5/0076; A44C 5/00; A44C 5/0007;
A44C 5/0015; A44C 5/0023; A44C
5/003; A44C 5/0061; A44C 5/12; A44C
5/147; A44C 5/18; A44C 5/185

See application file for complete search history.

(56) **References Cited**

U.S. PATENT DOCUMENTS

D287,705 S * 1/1987 Malamoud D11/25
D289,381 S * 4/1987 Schneider D10/32
D731,346 S * 6/2015 Akana D11/3
D745,421 S * 12/2015 Akana D10/70

D751,070 S * 3/2016 Akana D14/344
D784,326 S * 4/2017 Akana D14/344
D813,705 S * 3/2018 Ferguson D11/19
D853,881 S * 7/2019 Akana D11/3
D929,884 S * 9/2021 Yi D11/3
D954,586 S * 6/2022 Huang D10/32
D959,317 S * 8/2022 Cai
D970,380 S * 11/2022 Wu D11/3
D970,382 S * 11/2022 Wu D11/3
2005/0210857 A1 * 9/2005 Carrola A44C 17/0258
59/80

* cited by examiner

Primary Examiner — Melanie Pellegrini

(74) *Attorney, Agent, or Firm* — Justin Lampel

(57) **CLAIM**

The ornamental design for a silicone magnetic strap, as shown and described.

DESCRIPTION

FIG. 1 is a perspective view of a silicone magnetic strap showing the claimed design;

FIG. 2 is another perspective view thereof;

FIG. 3 is a front elevational view thereof;

FIG. 4 is a rear elevational view thereof;

FIG. 5 is a left side view thereof;

FIG. 6 is a right side view thereof;

FIG. 7 is a top plan view thereof; and,

FIG. 8 is a bottom plan view thereof.

The broken lines depict portions of the silicone magnetic strap that form no part of the claimed design.

1 Claim, 8 Drawing Sheets



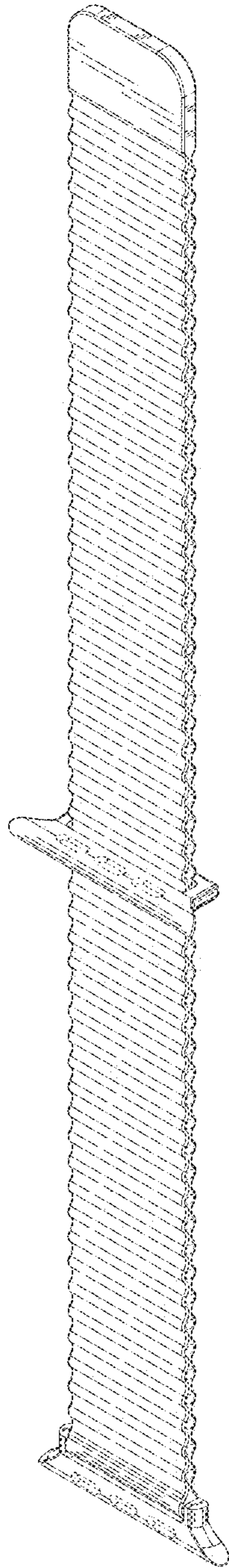


FIG. 1

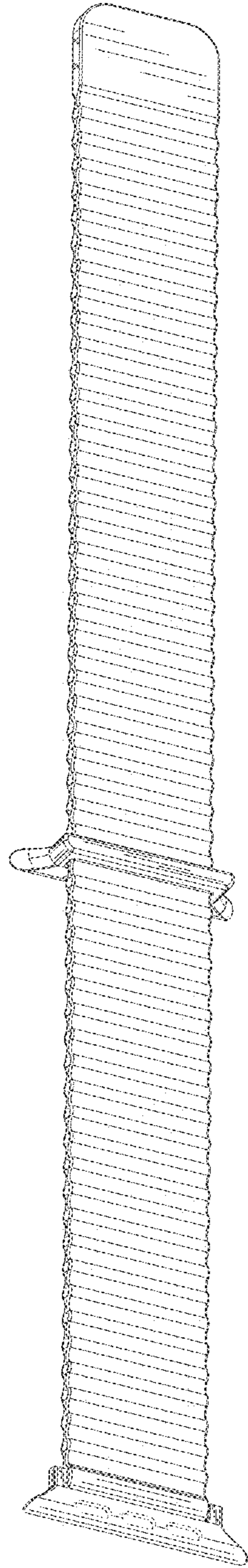


FIG. 2

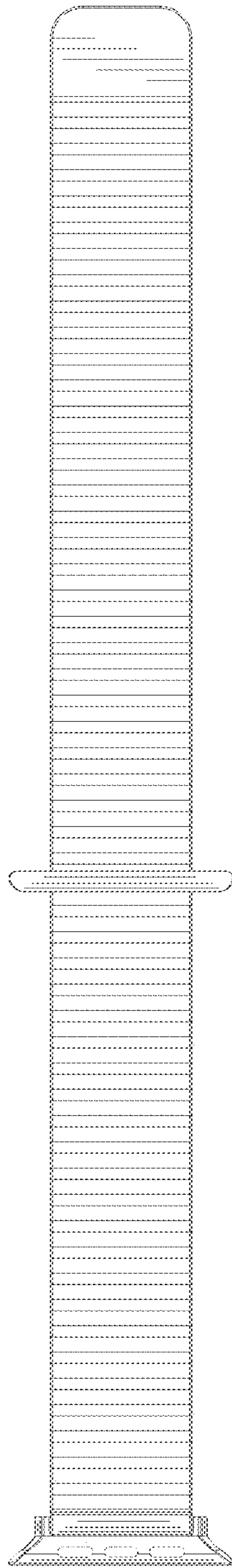


FIG. 3

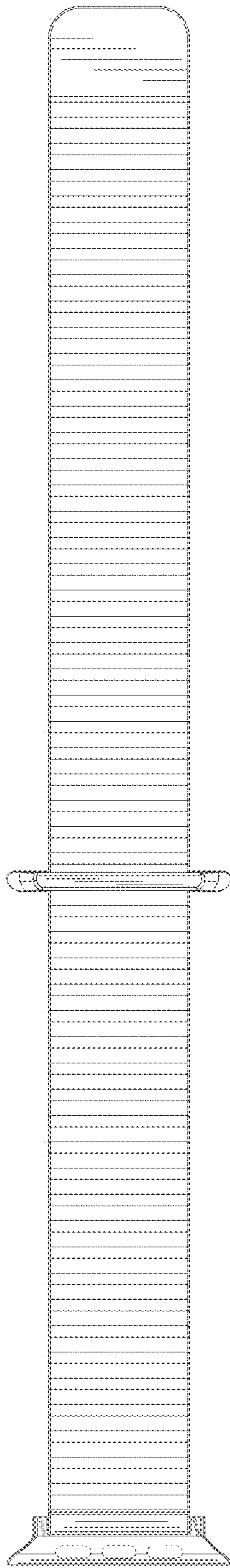


FIG. 4

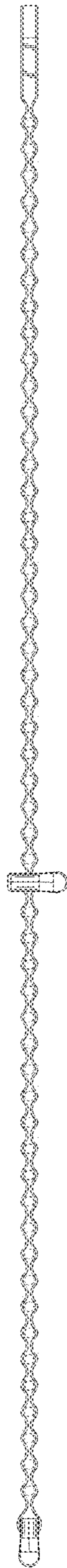


FIG. 5

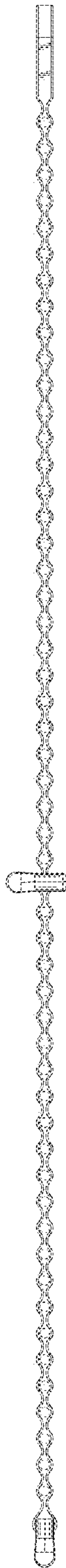


FIG. 6




FIG. 7




FIG. 8