



US00D983649S

(12) **United States Design Patent**
Dong

(10) **Patent No.:** **US D983,649 S**
(45) **Date of Patent:** **** Apr. 18, 2023**

(54) **CLOTHES HANGER CONNECTOR HOOK**

(71) Applicant: **Changchuan Dong**, Ningbo (CN)

(72) Inventor: **Changchuan Dong**, Ningbo (CN)

(**) Term: **15 Years**

(21) Appl. No.: **29/870,956**

(22) Filed: **Feb. 9, 2023**

(51) **LOC (14) Cl.** **08-11**

(52) **U.S. Cl.**
USPC **D8/367; D6/323**

(58) **Field of Classification Search**
USPC D8/367, 373, 358, 395, 394; 248/68.1;
D24/128; D6/323, 325, 328
CPC F16B 45/00; H02G 3/30
See application file for complete search history.

(56) **References Cited**

U.S. PATENT DOCUMENTS

D468,997 S	1/2003	Chang	
D478,630 S *	8/2003	Riggins	D19/83
D541,642 S *	5/2007	Heindl	D8/382
D545,183 S *	6/2007	French	D8/394
D563,110 S	3/2008	Mangano	
D569,712 S *	5/2008	Young, IV	D8/358
D573,448 S *	7/2008	Young, IV	D8/356
D581,255 S *	11/2008	Calvin	D8/356
7,825,337 B2 *	11/2010	Young, IV	H02G 3/30 174/72 A
D646,557 S *	10/2011	Chan	D8/367
D661,570 S *	6/2012	Fox	D8/356
D670,601 S *	11/2012	Paik	D11/218
D724,415 S *	3/2015	Lu	D8/373
D729,046 S *	5/2015	Paik	D8/367
D765,494 S *	9/2016	Chan	D8/356
D770,190 S *	11/2016	Wirth	D8/373

D801,061 S *	10/2017	Wirth	D8/373
10,400,471 B2 *	9/2019	Chan	F16B 45/00
D892,959 S *	8/2020	Ji	D21/797
D906,097 S *	12/2020	Krull	D8/367
D949,665 S *	4/2022	Sommer	D8/367
D951,381 S *	5/2022	Wang	D21/797
D953,963 S *	6/2022	Huang	D12/407
D955,206 S *	6/2022	Qiu	D8/367
D958,919 S *	7/2022	Wu	D21/796
D961,069 S *	8/2022	O'Dea	D24/128
D964,053 S *	9/2022	Yu	D6/323
D964,550 S *	9/2022	Hall, Jr.	D24/110.1
D968,201 S *	11/2022	Chalfin	D8/367
D971,010 S *	11/2022	Kott	D8/367
2010/0009812 A1 *	1/2010	Pieper Genannt Schmauck	A63B 5/11 482/148
2017/0350154 A1 *	12/2017	Chan	F16B 45/00

* cited by examiner

Primary Examiner — Cynthia R Underwood
(74) *Attorney, Agent, or Firm* — Jeenam Park

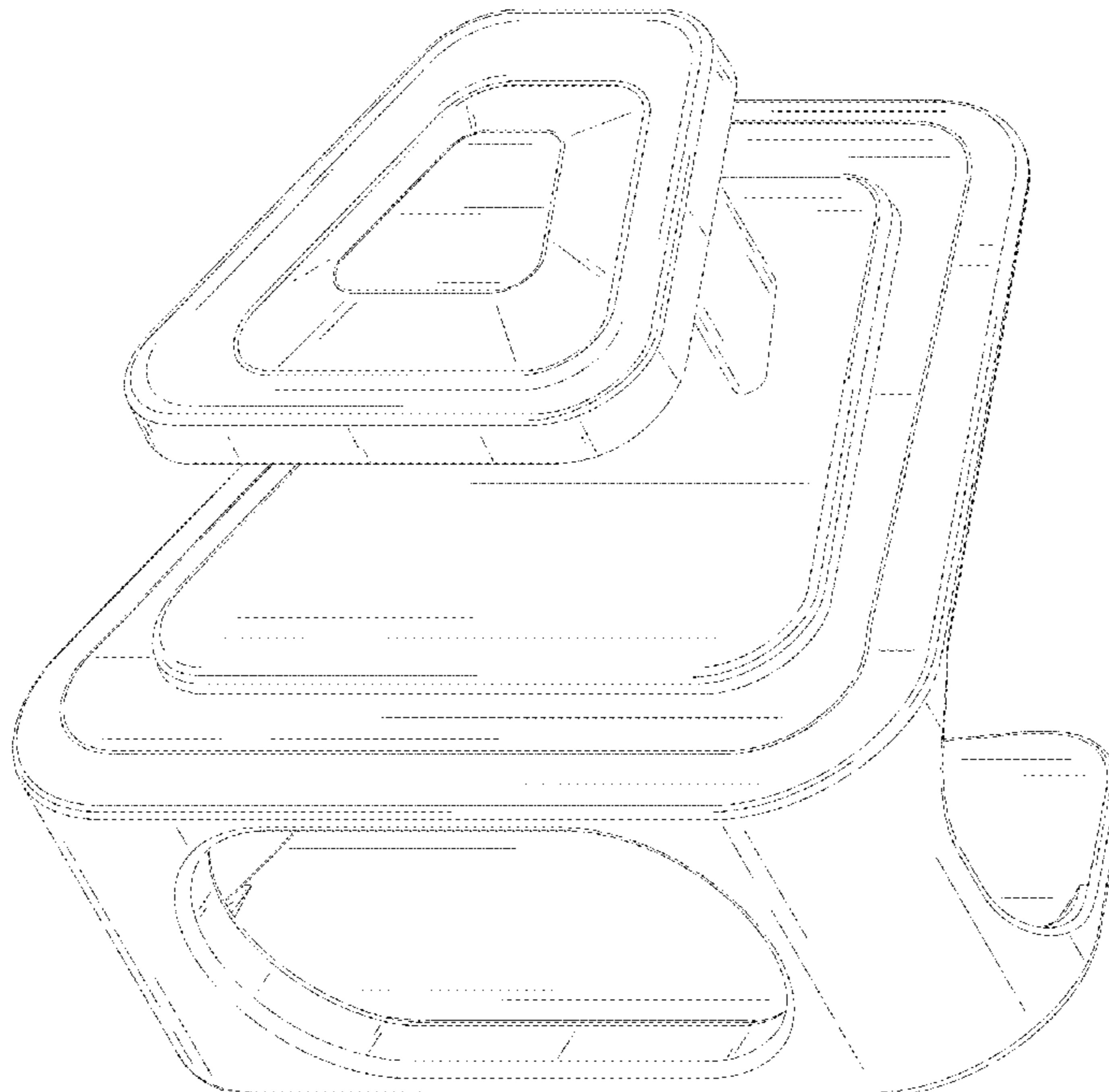
(57) **CLAIM**

The ornamental design for a clothes hanger connector hook, as shown and described.

DESCRIPTION

FIG. 1 is a front, right and top perspective view of a clothes hanger connector hook, showing my new design;
FIG. 2 is a rear, left and bottom perspective view thereof;
FIG. 3 is a front view thereof;
FIG. 4 is a rear view thereof;
FIG. 5 is a left side view thereof;
FIG. 6 is a right side view thereof;
FIG. 7 is a top plan view thereof; and,
FIG. 8 is a bottom plan view thereof.

1 Claim, 8 Drawing Sheets



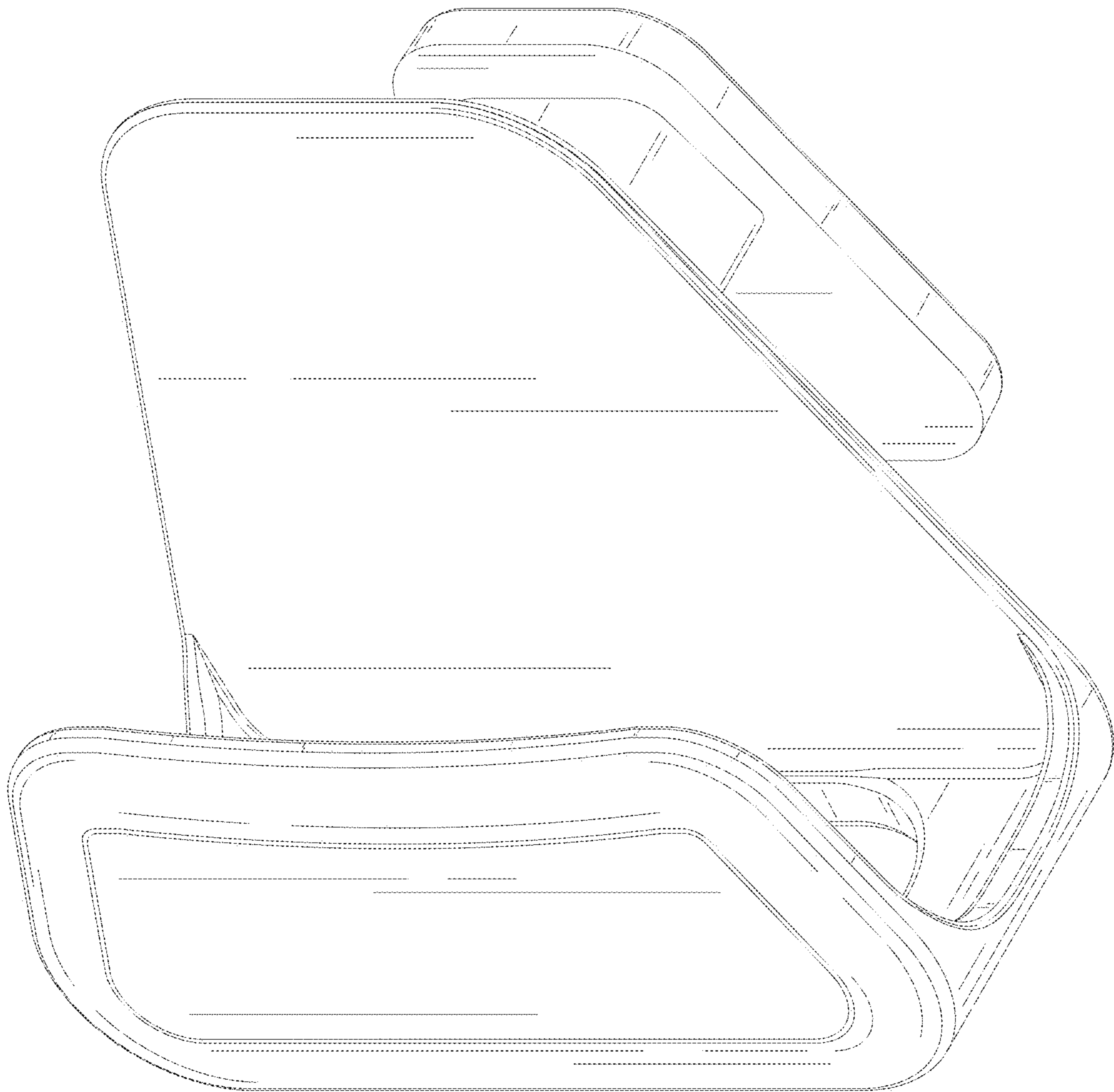


FIG. 1

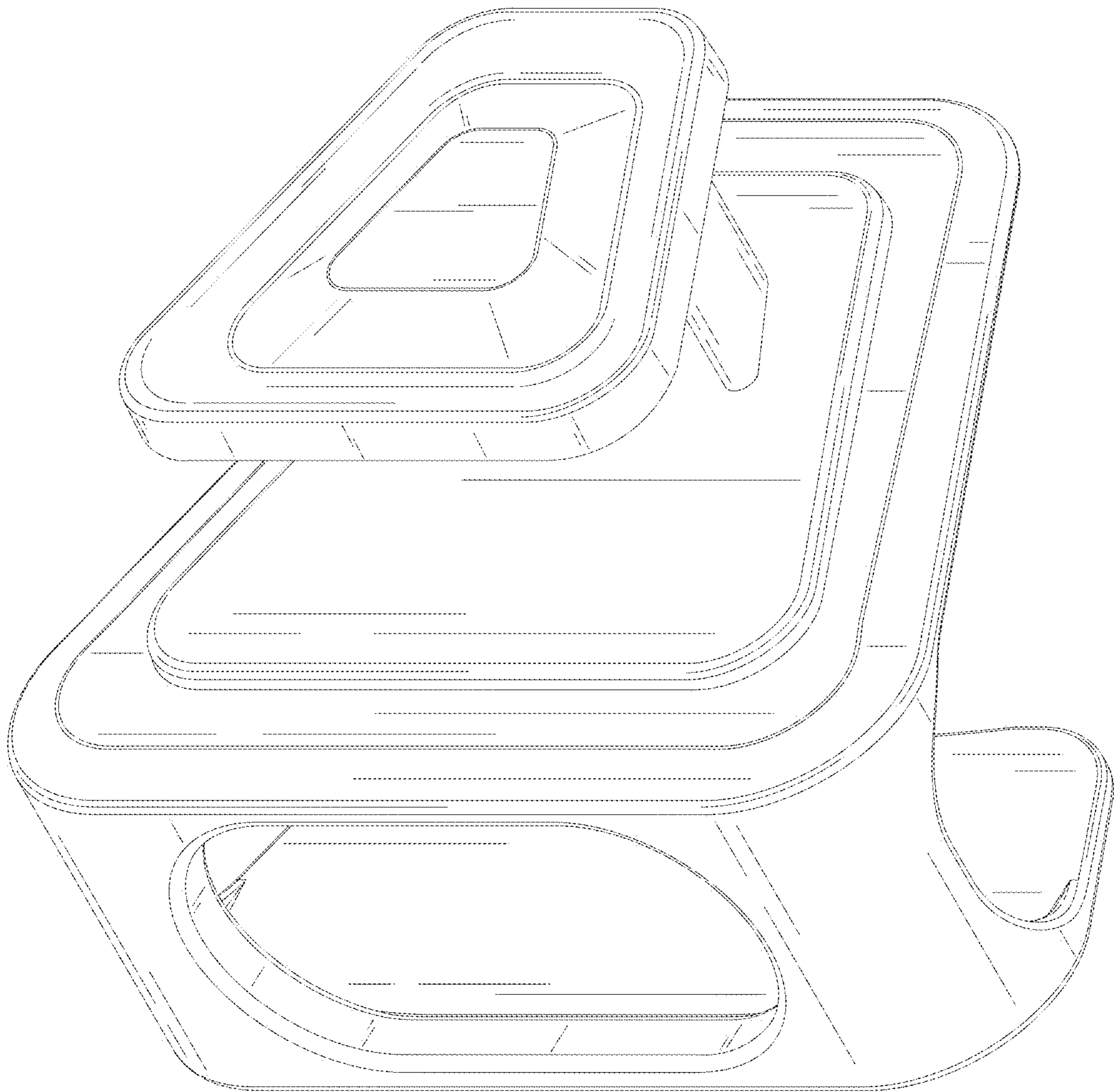


FIG. 2



FIG. 3

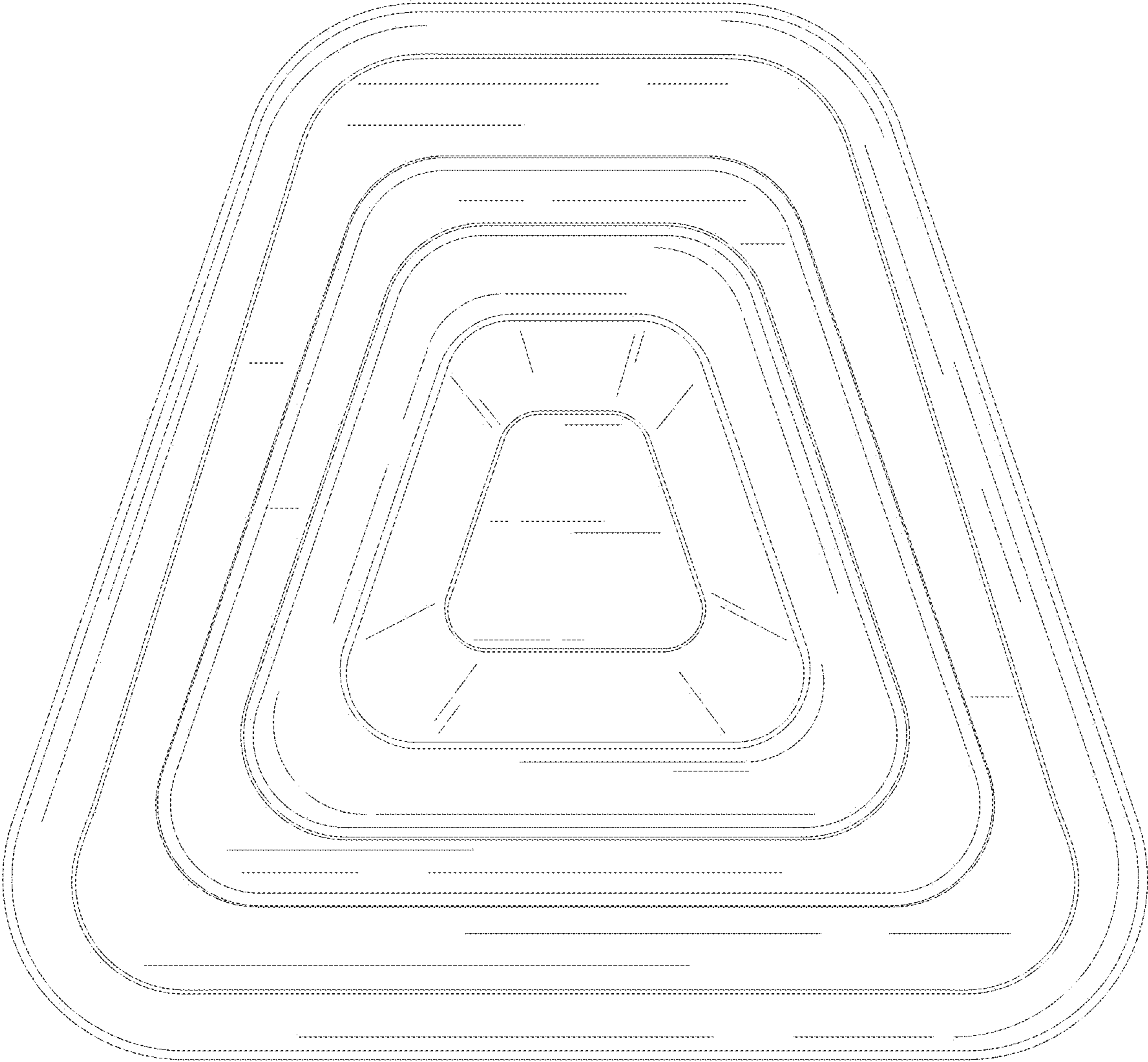


FIG. 4

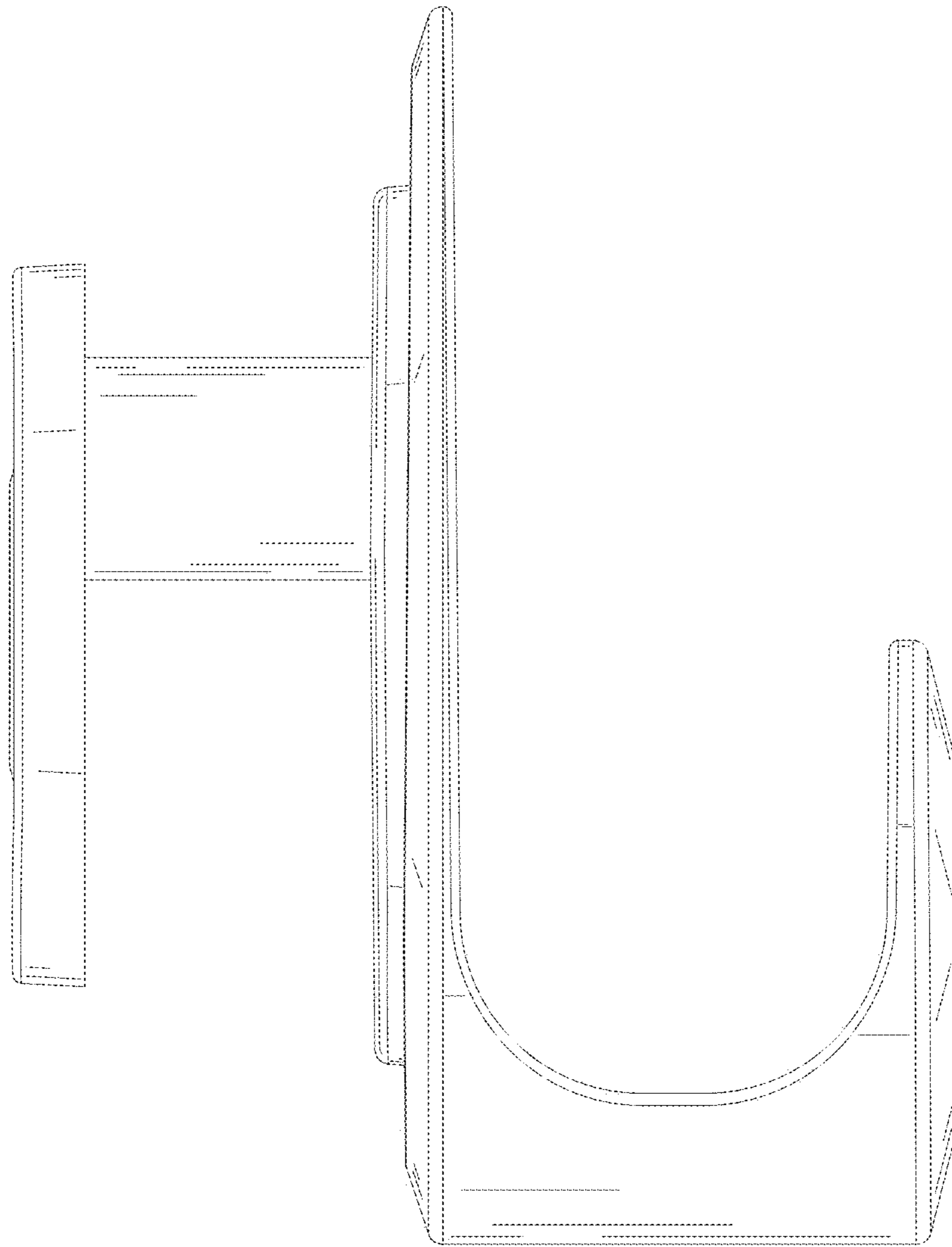


FIG. 5

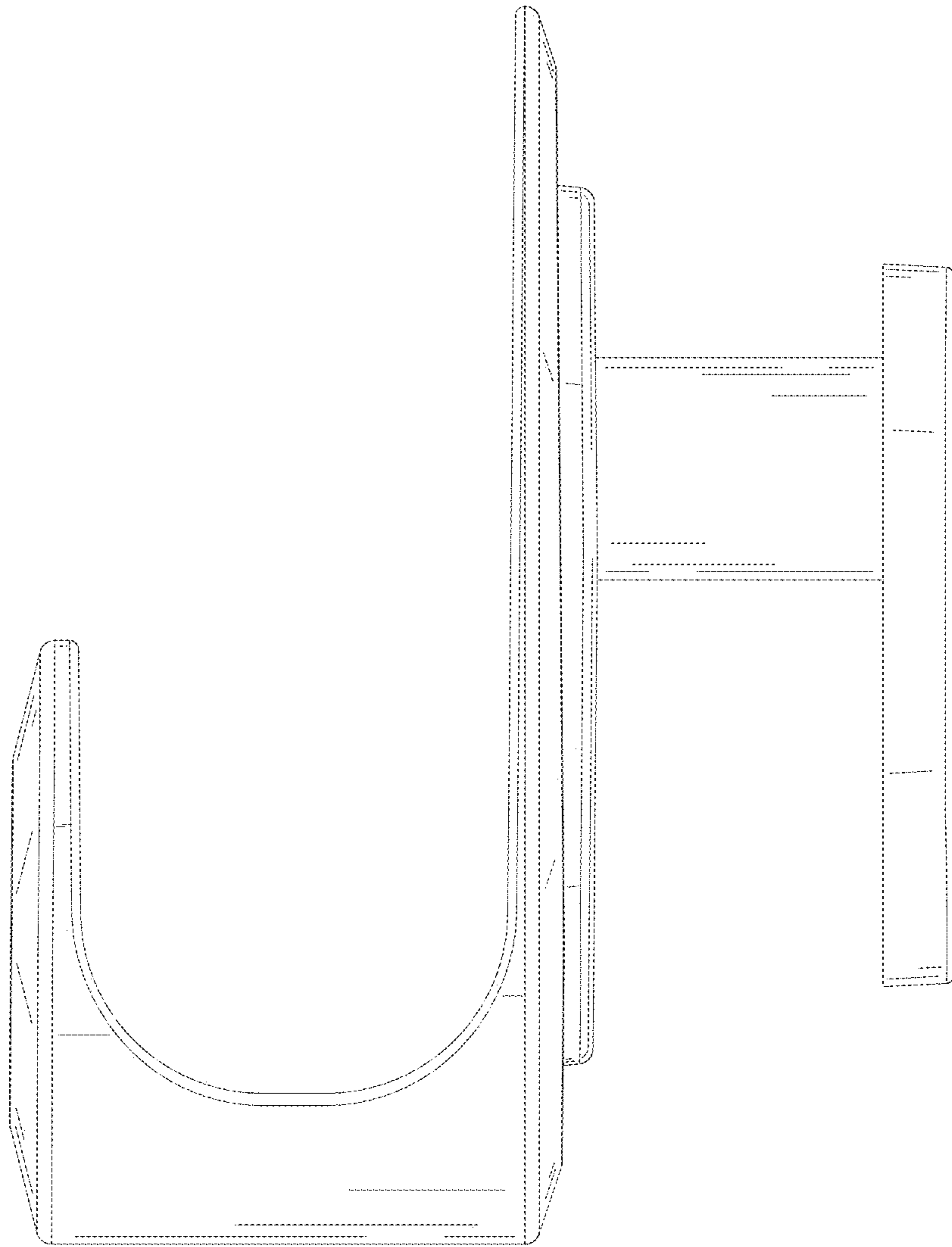


FIG. 6

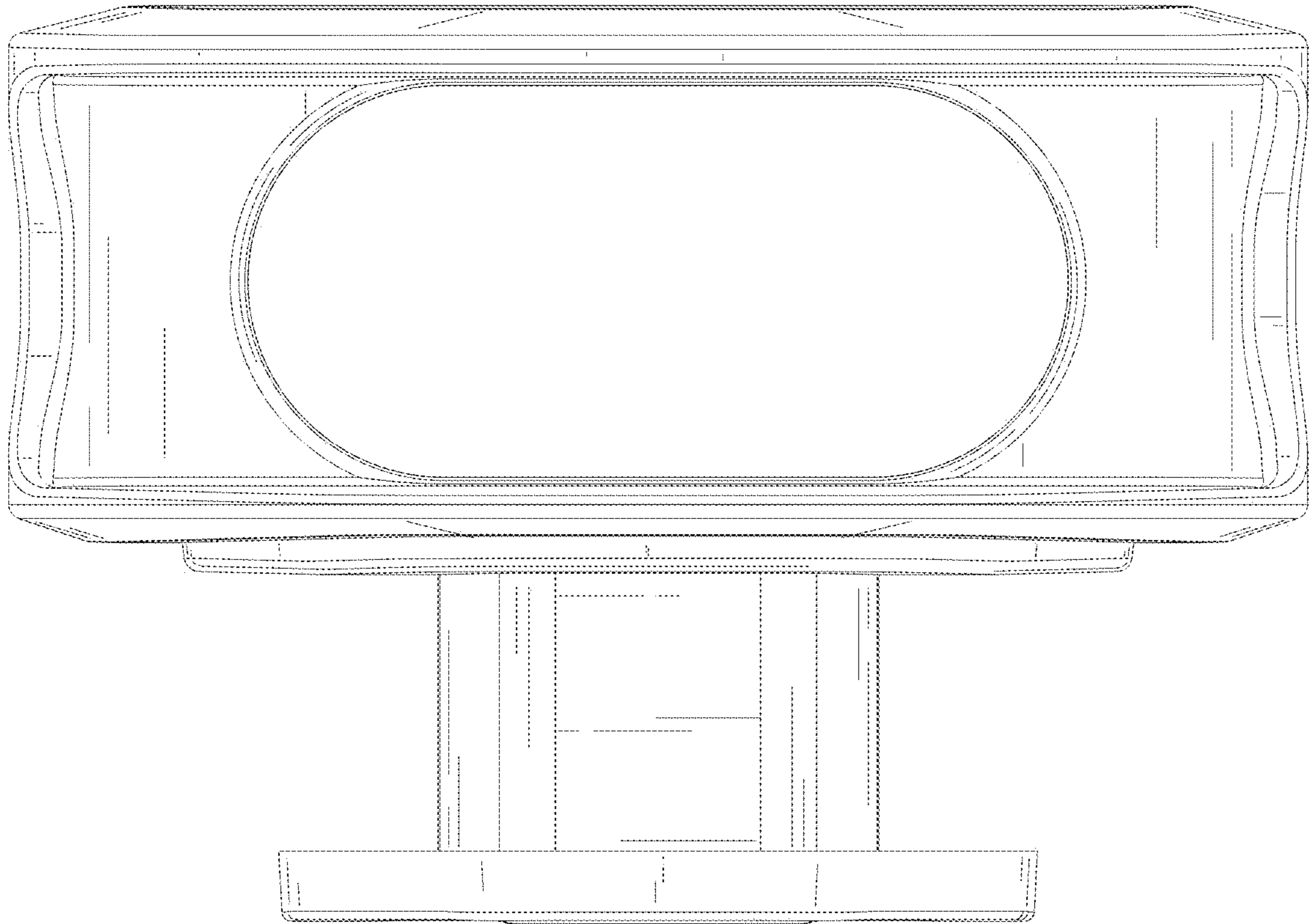


FIG. 7

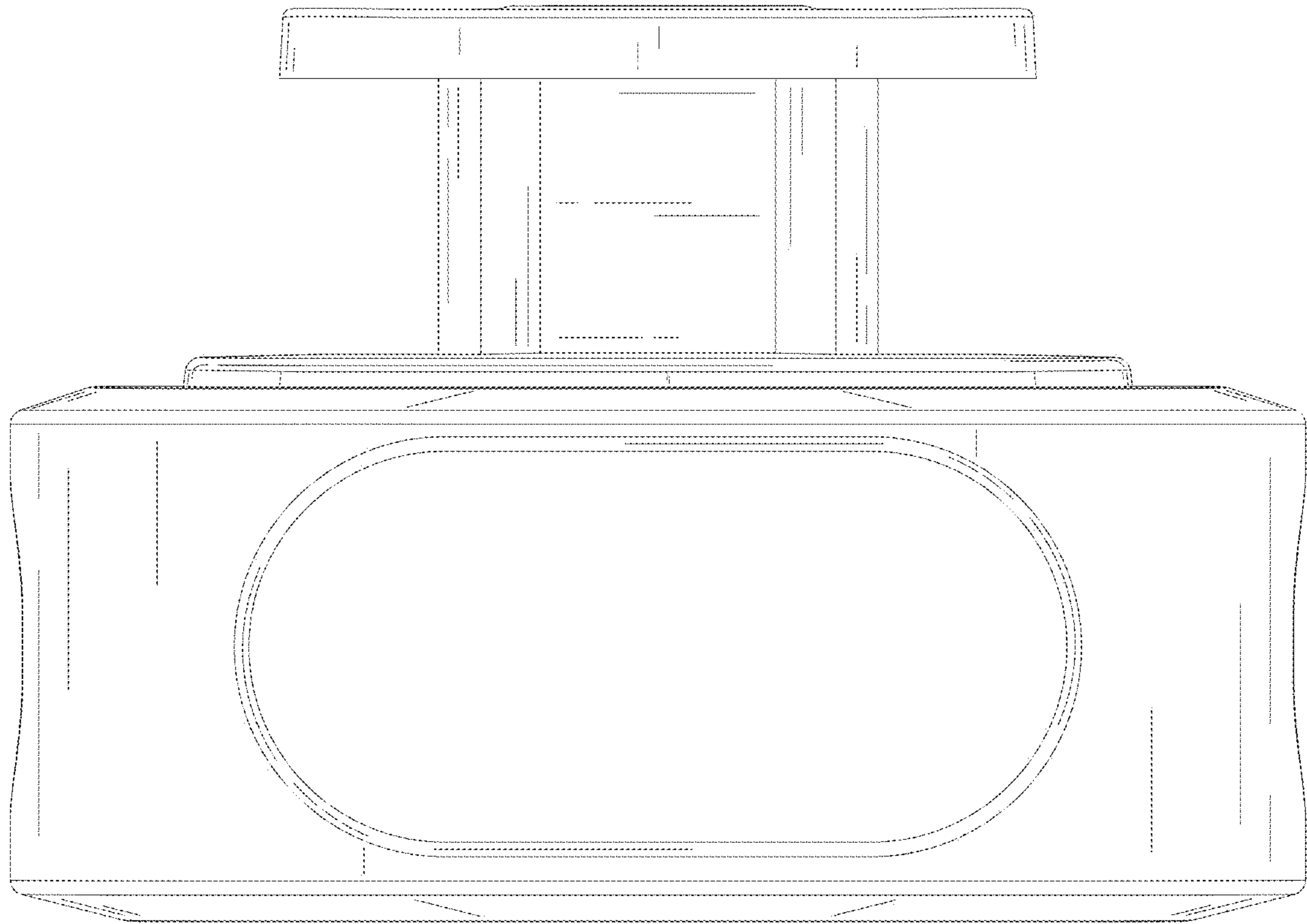


FIG. 8