



US00D983648S

(12) **United States Design Patent** (10) **Patent No.:** **US D983,648 S**
Schmaltz (45) **Date of Patent:** **** Apr. 18, 2023**

(54) BRACE	5,592,702 A *	1/1997	Gillebaard, Jr.	E04H 4/0056 4/585
(71) Applicant: Hawaii Aquatics Foundation , Kailua, HI (US)	D470,948 S *	2/2003	Rumachik	D25/61
	D473,123 S *	4/2003	Anderson	D8/354
	D663,608 S *	7/2012	Ruperto	D8/354
(72) Inventor: Dean E Schmaltz , Kailua, HI (US)	8,662,335 B2 *	3/2014	Van Romer	B65D 88/22 220/9.1
(**) Term: 15 Years	D735,555 S *	8/2015	Tajdus	D8/354
	D736,067 S *	8/2015	Manning	D8/354
	D737,256 S *	8/2015	Harvey	D14/238
(21) Appl. No.: 29/836,732	D812,839 S *	3/2018	Redding	D34/38
	10,344,490 B1 *	7/2019	Foster	E04H 4/0043
	D880,277 S *	4/2020	Perry	D8/354
(22) Filed: Apr. 28, 2022	2003/0132357 A1 *	7/2003	Rumachik	E04H 4/0043 248/300
	2010/0126085 A1 *	5/2010	Nelson	E04H 4/0075 52/155

Related U.S. Application Data

(63) Continuation-in-part of application No. 29/723,311, filed on Feb. 5, 2020, now Pat. No. Des. 956,521.

(51) **LOC (14) Cl.** **08-05**

(52) **U.S. Cl.**
USPC **D8/354**; D25/61

(58) **Field of Classification Search**
USPC D8/330, 331, 333, 319, 349, 354, 355, D8/356, 363, 373, 380, 382; D25/2, 61, D25/132, 133; D6/329, 702
CPC A47F 5/00; A47G 1/20; F16L 3/00; E04H 4/005; E04H 4/0056
See application file for complete search history.

* cited by examiner

Primary Examiner — Richard Kearney
Assistant Examiner — Benjamin M Weeks
 (74) *Attorney, Agent, or Firm* — Martin E. Hsia; Keri Ann K. S. Krzykowski

(57) **CLAIM**

The ornamental design for a brace, as shown and described.

DESCRIPTION

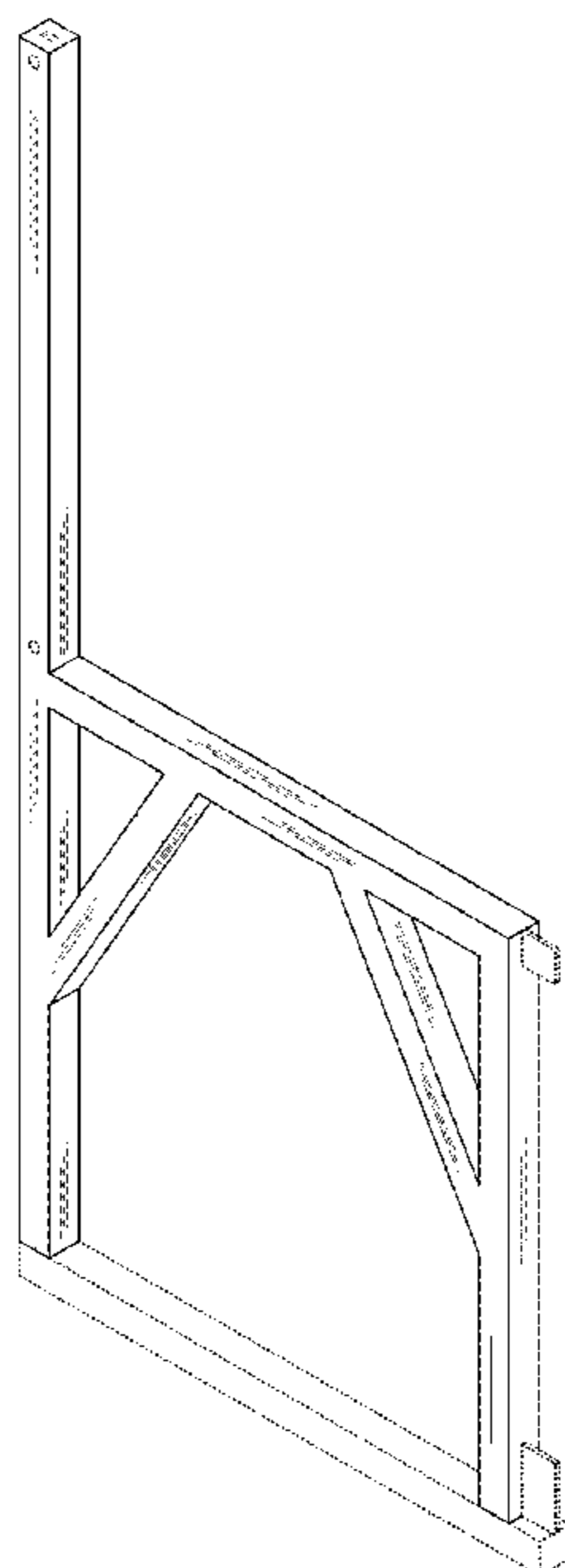
FIG. 1. is a front, top, left, perspective view of a brace showing my new design;
 FIG. 2 is a top plan view thereof;
 FIG. 3 is a bottom plan view thereof;
 FIG. 4 is an elevational view thereof from the front;
 FIG. 5 is an elevational view thereof from the rear; and,
 FIG. 6 is an elevational view thereof from the left, the elevational view from the right being the mirror image.
 The broken lines shown in FIGS. 1-6 illustrate portions of the brace that form no part of the claimed design.

1 Claim, 4 Drawing Sheets

(56) **References Cited**

U.S. PATENT DOCUMENTS

3,192,538 A *	7/1965	Walter	E04H 4/0087 52/169.8
3,971,075 A *	7/1976	Heinbaugh	E04H 4/0043 52/471
4,464,802 A *	8/1984	Glonck	E04H 4/0043 52/169.7
5,488,745 A *	2/1996	Barrera	E04H 4/0056 4/506



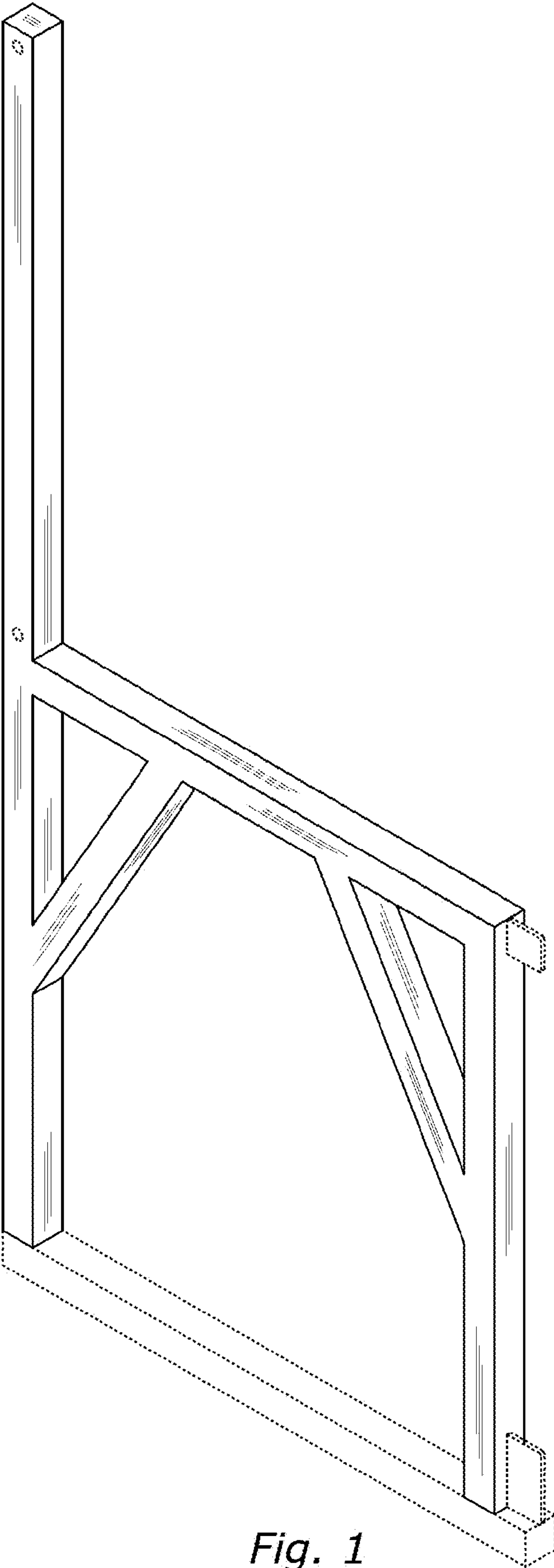


Fig. 1



Fig. 2



Fig. 3

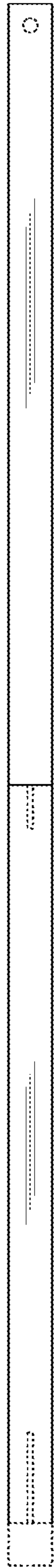


Fig. 4

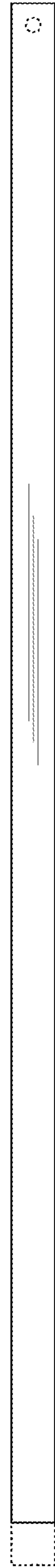


Fig. 5

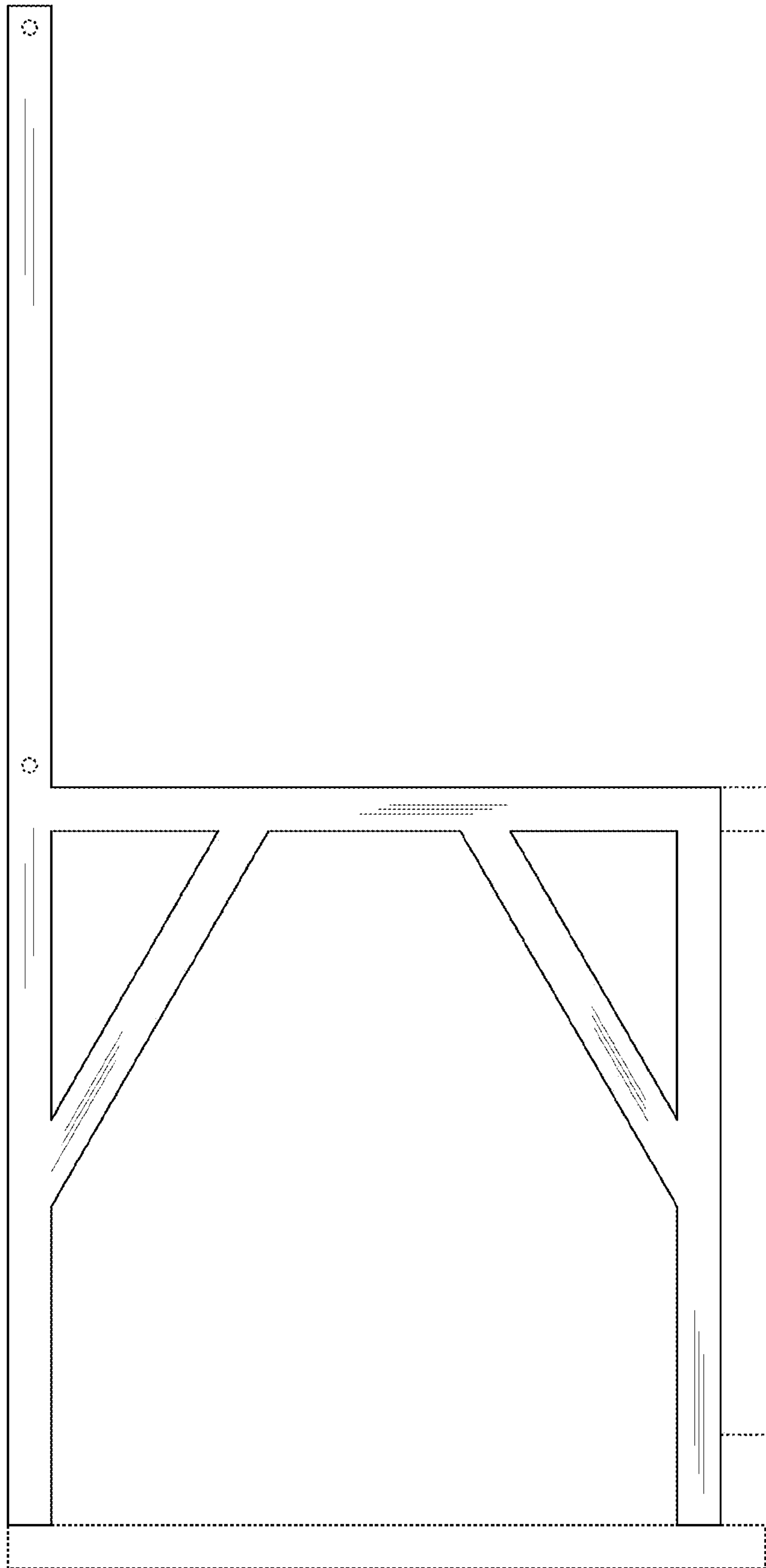


Fig. 6