



US00D983647S

(12) **United States Design Patent**  
**Lovgren et al.**

(10) **Patent No.:** **US D983,647 S**  
(45) **Date of Patent:** **\*\* Apr. 18, 2023**

(54) **WORKPIECE SUPPORT**

(71) Applicant: **Rockler Companies, Inc.**, Medina, MN (US)

(72) Inventors: **Sarah Jaqueline Lovgren**, Maple Grove, MN (US); **Daniel Lloyd Wenning**, Minnetonka, MN (US)

(73) Assignee: **Rockler Companies, Inc.**, Medina, MN (US)

(\*\*) Term: **15 Years**

(21) Appl. No.: **29/740,145**

(22) Filed: **Jul. 1, 2020**

(51) **LOC (14) Cl.** ..... **08-05**

(52) **U.S. Cl.**  
USPC ..... **D8/354**

(58) **Field of Classification Search**  
CPC ..... B25B 11/00; B25B 11/002; B25B 11/02  
See application file for complete search history.

(56) **References Cited**

**U.S. PATENT DOCUMENTS**

310,100	A	12/1884	Vaughn
639,941	A	12/1899	Rossi-Diehl
D157,319	S	2/1950	Blair
2,714,269	A	8/1955	Charles
3,606,300	A	9/1971	Davis
3,822,499	A	7/1974	De Vos
D233,203	S	10/1974	Hughes

(Continued)

**OTHER PUBLICATIONS**

“Rockler Work Bench Cookies Plus Work Grippers”, Jun. 22, 2008, Amazon.com, site visited Dec. 14, 2021: <https://www.amazon.com/Bench-Cookie-Plus-Work-Grippers/dp/B006N789W0> (Year: 2008).\*

(Continued)

*Primary Examiner* — Jack Reickel

*Assistant Examiner* — Michael A Kervin

(74) *Attorney, Agent, or Firm* — James L. Young; Westman, Champlin & Koehler P.A.

(57) **CLAIM**

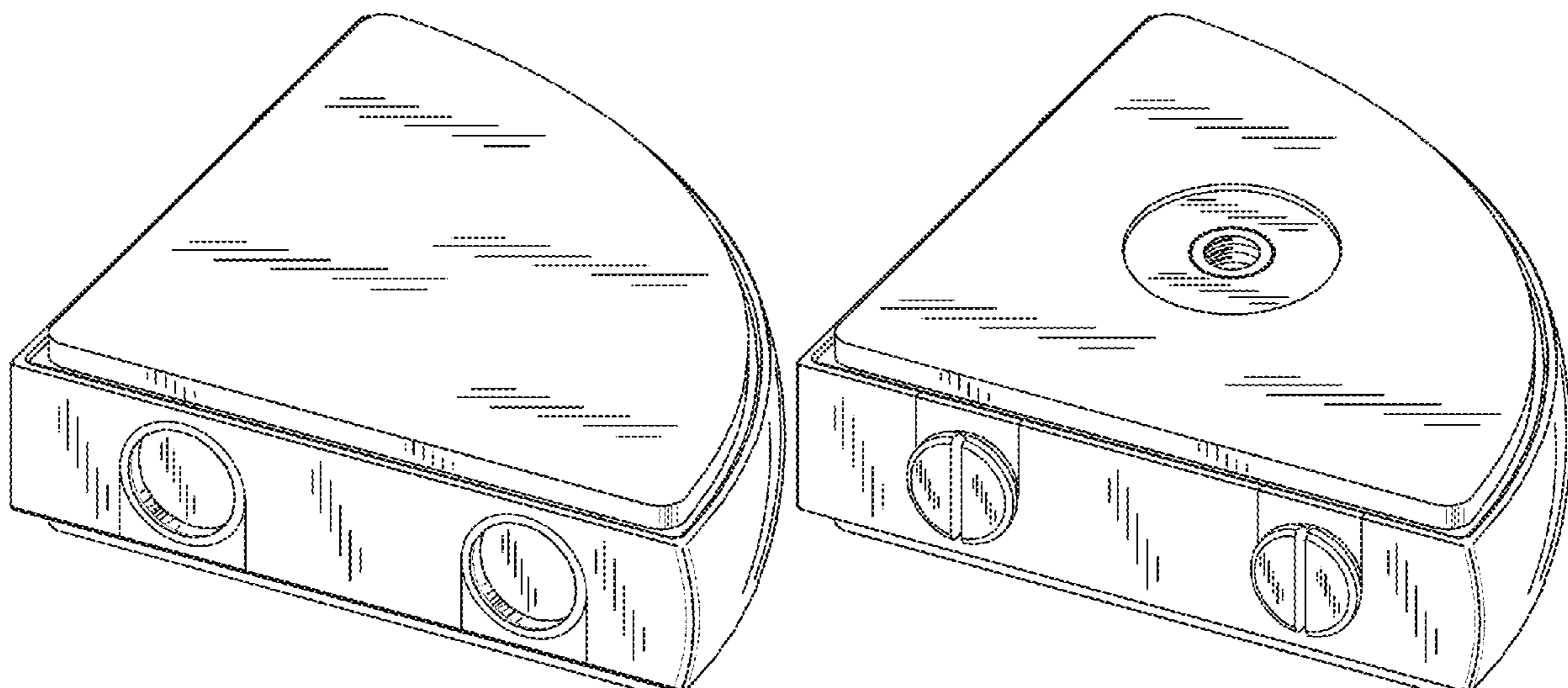
The ornamental design for a workpiece support, as shown and described.

**DESCRIPTION**

FIG. 1 is a top perspective view of a workpiece support, showing a right side thereof;  
 FIG. 2 is a bottom perspective view thereof, showing a left side thereof;  
 FIG. 3 is a left side elevational view thereof;  
 FIG. 4 is a right side elevational view thereof;  
 FIG. 5 is an elevational view thereof, from the back of the view shown in FIG. 3;  
 FIG. 6 is an elevational view thereof, from the back of the view shown in FIG. 4;  
 FIG. 7 is a top view thereof;  
 FIG. 8 is a bottom view thereof;  
 FIG. 9 is a top perspective view of a second embodiment of workpiece support, showing a right side thereof;  
 FIG. 10 is a bottom perspective view thereof, showing a left side thereof;  
 FIG. 11 is a left side elevational view thereof;  
 FIG. 12 is a right side elevational view thereof;  
 FIG. 13 is an elevational view thereof, from the back of the view shown in FIG. 11;  
 FIG. 14 is an elevational view thereof, from the back of the view shown in FIG. 12;  
 FIG. 15 is a top view thereof; and,  
 FIG. 16 is a bottom view thereof.

The broken line showing of a workpiece support is for the purpose of illustrating portions of the article and forms no part of the claimed design.

**1 Claim, 6 Drawing Sheets**



(56)

References Cited

U.S. PATENT DOCUMENTS

3,963,233 A 6/1976 Worden  
 4,175,736 A 11/1979 Dietlein  
 4,260,040 A 4/1981 Kieffer  
 4,438,645 A 3/1984 Lutz  
 4,465,268 A 8/1984 Hudson  
 4,498,586 A 2/1985 Vitale  
 4,570,915 A 2/1986 O'Hern  
 4,824,086 A 4/1989 Rickling et al.  
 4,869,456 A 9/1989 Jacobs  
 4,930,759 A 6/1990 Potter et al.  
 5,000,713 A 3/1991 Cheng  
 5,077,050 A 12/1991 Wall  
 D342,937 S \* 1/1994 Angel, Jr. .... D13/146  
 5,286,951 A 2/1994 Jones  
 5,419,534 A 5/1995 Vesely  
 D360,767 S 8/1995 Fish et al.  
 D363,880 S 11/1995 Liebmann  
 5,509,601 A 4/1996 Drabick  
 5,531,625 A 7/1996 Zhong  
 5,533,718 A 7/1996 Gray  
 5,536,072 A 7/1996 Chang  
 D394,200 S 5/1998 Hartzheim  
 5,749,555 A 5/1998 Albrecht  
 D396,255 S \* 7/1998 Kotler ..... D21/710  
 5,794,484 A 8/1998 Jaddou  
 5,829,501 A 11/1998 DeVito  
 5,853,169 A 12/1998 Hern et al.  
 D408,718 S 4/1999 Birdsall  
 5,918,867 A 7/1999 Goodyear  
 5,921,781 A 7/1999 Shaw  
 D426,933 S 6/2000 Redfern  
 D434,509 S 11/2000 Oliver et al.  
 D435,788 S \* 1/2001 Bunning ..... D8/382  
 6,182,371 B1 2/2001 Newman  
 6,286,812 B1 9/2001 Cherry  
 D448,950 S 10/2001 McIveen  
 6,308,943 B1 10/2001 Fischer et al.  
 6,401,865 B1 6/2002 Elwick  
 6,435,108 B2 8/2002 Braley  
 6,439,529 B1 8/2002 Wong  
 6,478,292 B1 11/2002 Sellers  
 D469,016 S 1/2003 Gambino  
 6,547,228 B1 4/2003 Schmalz et al.  
 D476,177 S 6/2003 Hennessey  
 6,702,273 B1 3/2004 Sellers  
 6,764,258 B1 7/2004 Akre  
 6,803,552 B1 10/2004 Irizarry et al.  
 6,817,601 B2 11/2004 Schmalz et al.  
 D504,805 S 5/2005 Sorkin  
 D517,702 S 3/2006 Oliver et al.  
 7,008,686 B1 3/2006 Rogers  
 7,125,011 B2 10/2006 McLaughlin  
 D578,379 S 10/2008 Sorkin  
 D581,251 S 11/2008 Bucci  
 D581,254 S 11/2008 Bucci  
 D600,990 S \* 9/2009 Schrader ..... D8/72  
 D602,341 S 10/2009 Bucci  
 D603,245 S 11/2009 Bucci  
 7,654,510 B2 2/2010 Nishida  
 D613,149 S 4/2010 Bucci  
 D613,582 S 4/2010 Bucci  
 D646,554 S \* 10/2011 Krohmer ..... D8/354  
 D665,210 S \* 8/2012 Hughes ..... D6/582

D667,033 S \* 9/2012 Frey ..... D15/138  
 D667,034 S \* 9/2012 Wirth, Jr. .... D15/140  
 8,317,176 B2 11/2012 Ferone  
 8,336,868 B2 12/2012 Wirth, Jr. et al.  
 8,459,628 B2 6/2013 Adkins  
 D693,862 S \* 11/2013 Wirth, Jr. .... D15/140  
 D694,299 S \* 11/2013 Wirth, Jr. .... D15/140  
 8,943,661 B2 \* 2/2015 Krohmer ..... B25B 11/00  
 29/281.1  
 9,061,399 B2 6/2015 Krohmer et al.  
 2002/0018877 A1 2/2002 Woodall et al.  
 2003/0071406 A1 4/2003 Sellers  
 2004/0113376 A1 \* 6/2004 Meissner ..... B23B 31/36  
 279/132  
 2004/0150151 A1 8/2004 Diermeier et al.  
 2006/0087067 A1 4/2006 Shamoon  
 2007/0178747 A1 \* 8/2007 Schrader ..... H01R 4/4827  
 439/441  
 2008/0029684 A1 2/2008 Rowland  
 2009/0283035 A1 \* 11/2009 Bucci ..... B05B 13/02  
 118/500  
 2010/0001150 A1 1/2010 Chiu  
 2010/0212595 A1 8/2010 Campaneria, IV et al.  
 2012/0068396 A1 \* 3/2012 Wirth, Jr. .... B23Q 1/032  
 269/289 R  
 2012/0326376 A1 \* 12/2012 Krohmer ..... B25B 11/00  
 269/289 R

OTHER PUBLICATIONS

“Loc Block—Work Gripping Block”, Sep. 27, 2010, Amazon.com, site visited Dec. 14, 2021: <https://www.amazon.com/Grippers-Keeping-Painting-Finishing-Interlocking/dp/B0044V6V90> (Year: 2010).\*

“Milescraft 1600 TriGrips—Triangle Bench Cookie Work Grippers”, Oct. 14, 2011, Amazon.com, site visited Dec. 14, 2021: <https://www.amazon.com/Milescraft-1600-Non-Slip-Supports-4-Piece/dp/B005QU98WK> (Year: 2011).\*

<http://stots.com/stickyblocks.htm>, Nov. 3, 2008, 2 pages.

<http://www.woodcraft.com/product.aspx?ProductID=123633&FamilyID=3174>, 1 page, “Bench Mate Non Slip,” Woodcraft, publicly available at least of Oct. 31, 2008.

<http://www.woodcraft.com/product.aspx?ProductID=03W61&FamilyID=3171>, 1 page, “Router Master Pad,” Woodcraft, publicly available at least as of Oct. 31, 2008.

[http://www.nemi.com/grid\\_table\\_fixturing.htm](http://www.nemi.com/grid_table_fixturing.htm), 3 pages, “Vacuum Cups Vacuum Pods Vacuum Chuck—NEMI Grid Table . . . ,” Northern Engineering & Manufacturing Inc., publicly available at least as of Jan. 12, 2009.

<http://www.stots.com/stickyblocks.htm>, 2 pages, “Sticky Blocks (Bench Top Savers),” Stots Corporation, publicly available at least as of Mar. 11, 2009.

<http://www.painterspyramid.com/diy-product.html>, 2 pages, “Painter’s Pyramid,” Product Overview, K&M of VA, Inc., publicly available at least as of May 18, 2009.

[https://www.ptreeusa.com/rtr\\_nonslip\\_pads.html](https://www.ptreeusa.com/rtr_nonslip_pads.html), 4 pages, “Non-Slip Mats/Blocks,” Peachtree Woodworking Supply Inc., publicly available at least as of Sep. 9, 2020.

<https://www.milescraft.com/product/trigrrips/>, 5 pages, “Work Support,” Milescraft, publicly available at least as of Sep. 9, 2020.

\* cited by examiner



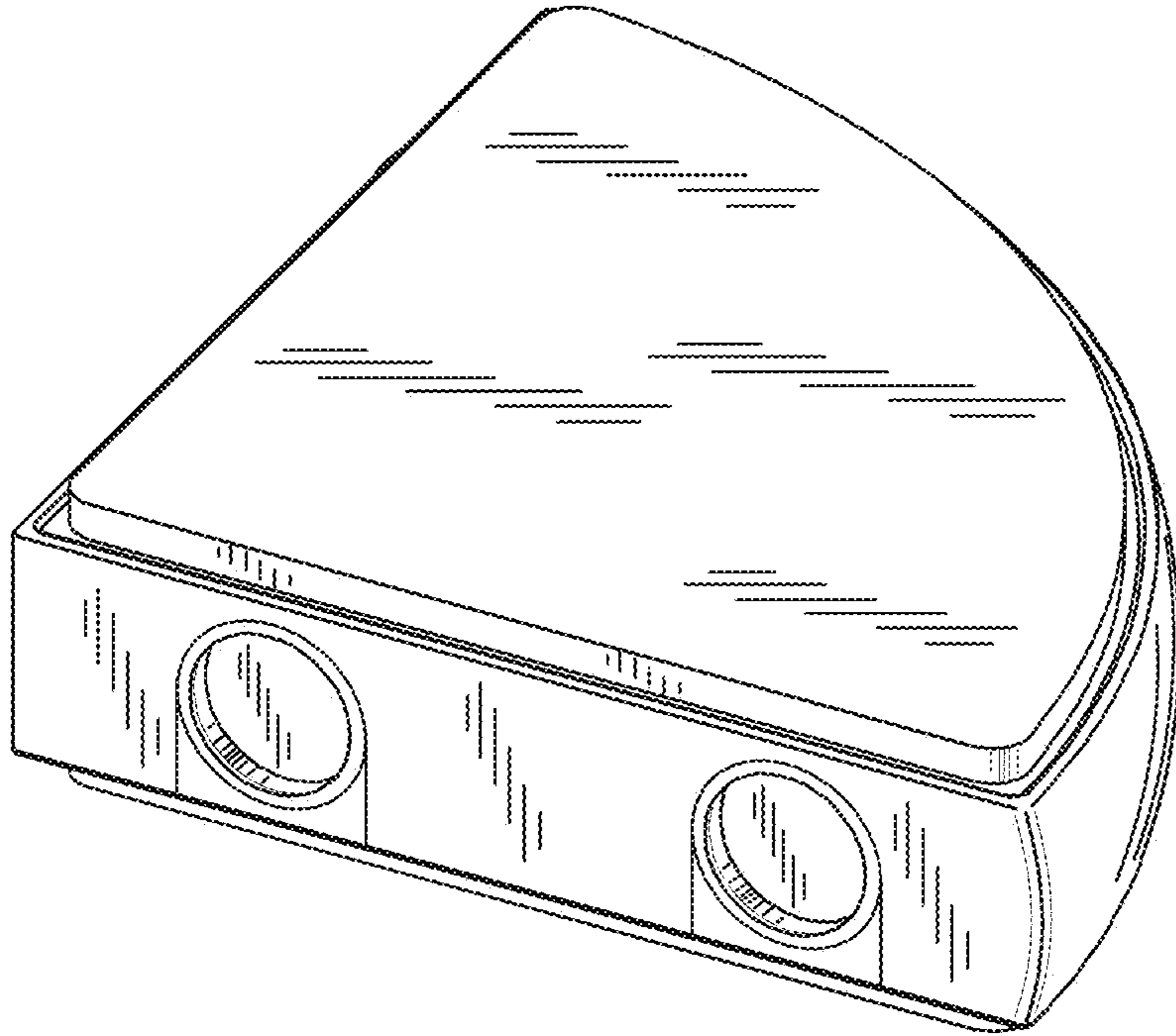


FIG. 1

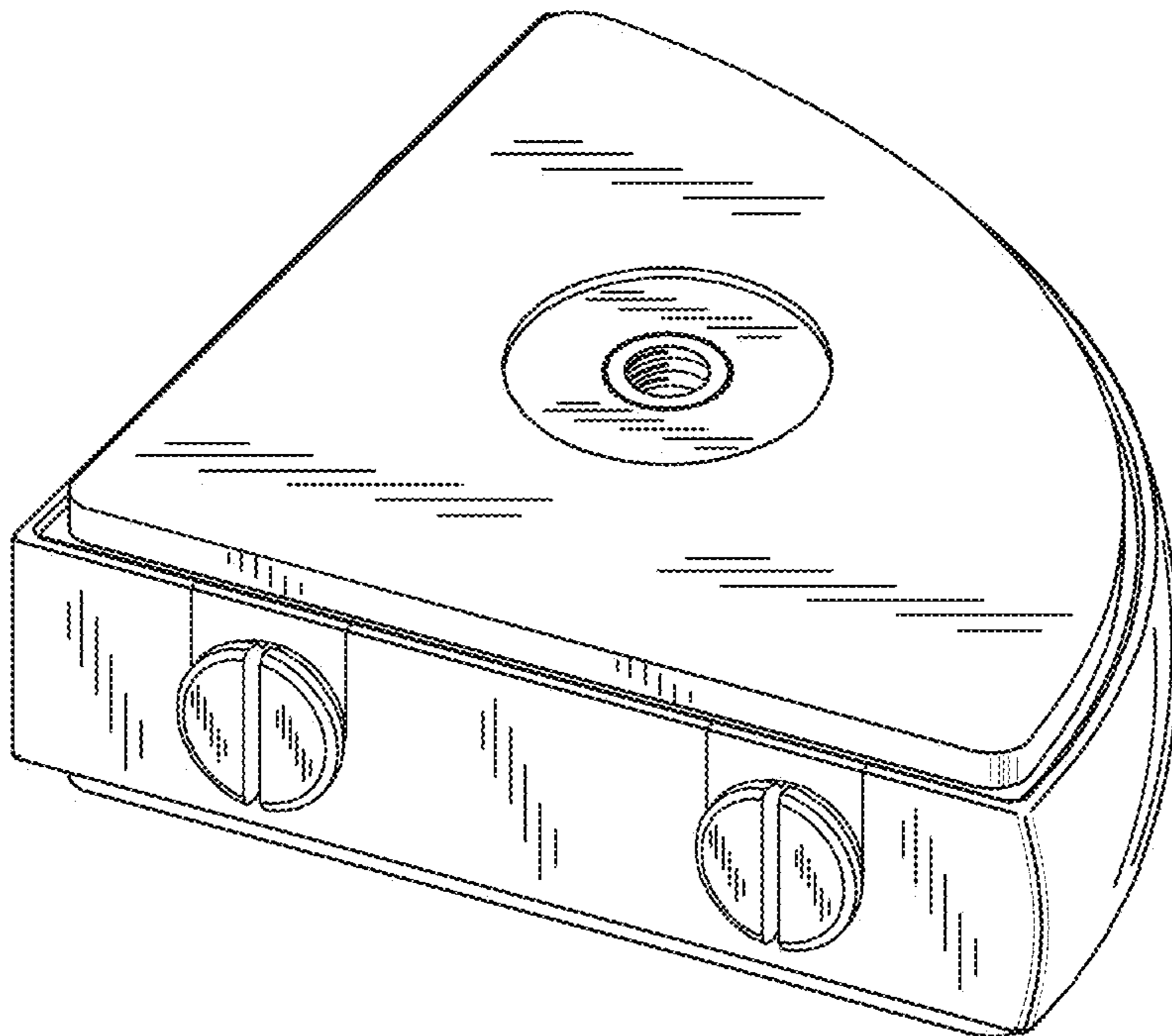


FIG. 2

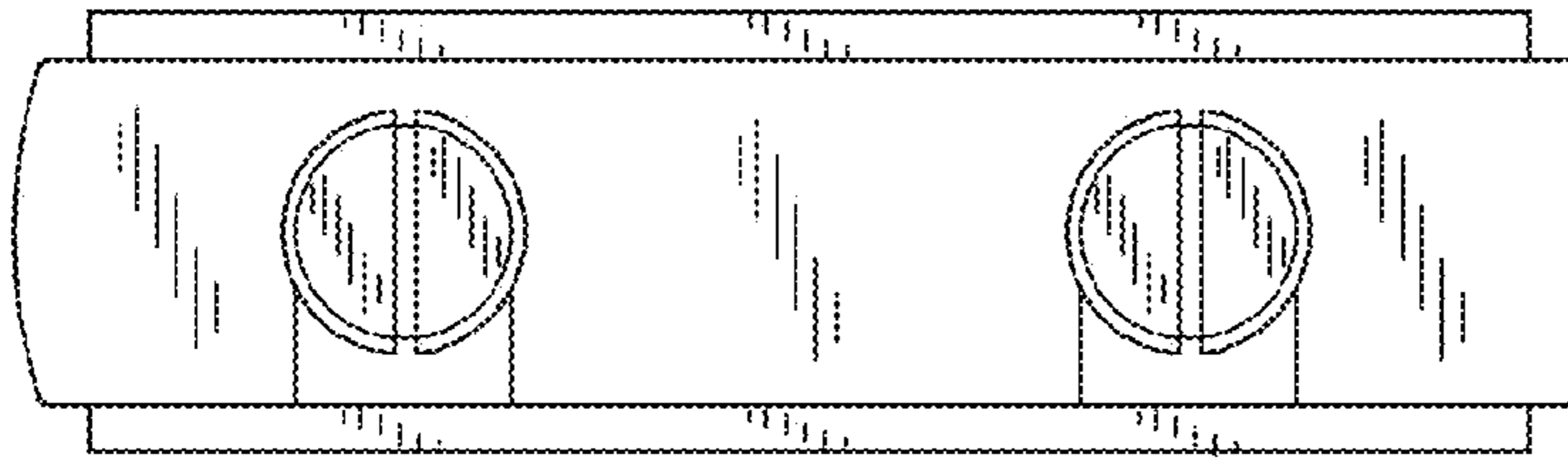


FIG. 3

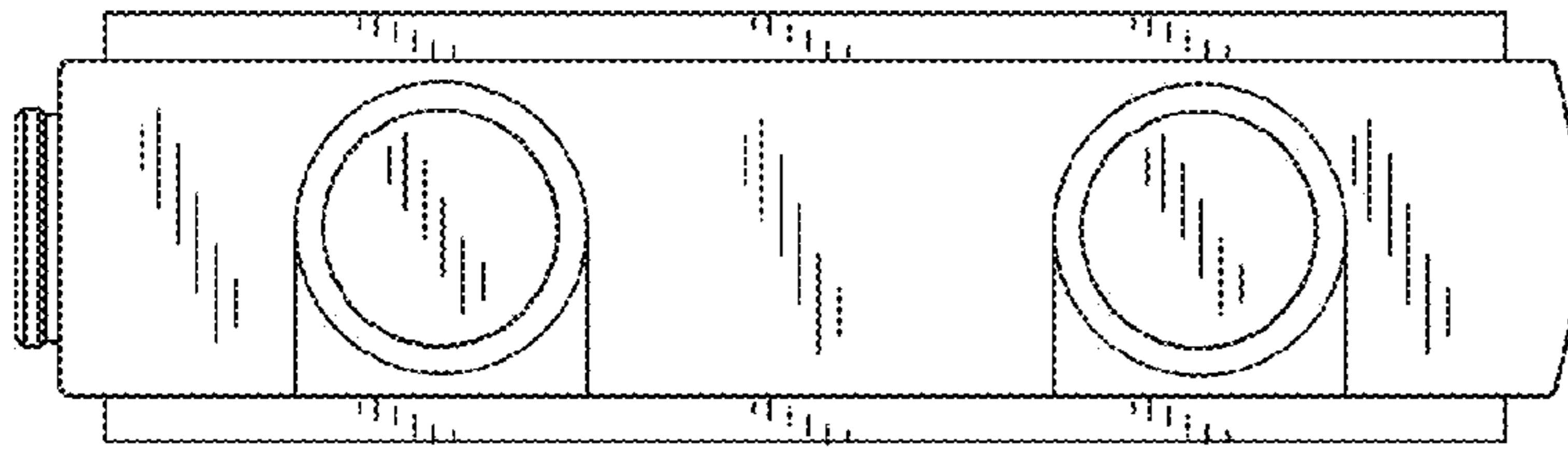


FIG. 4

FIG. 5



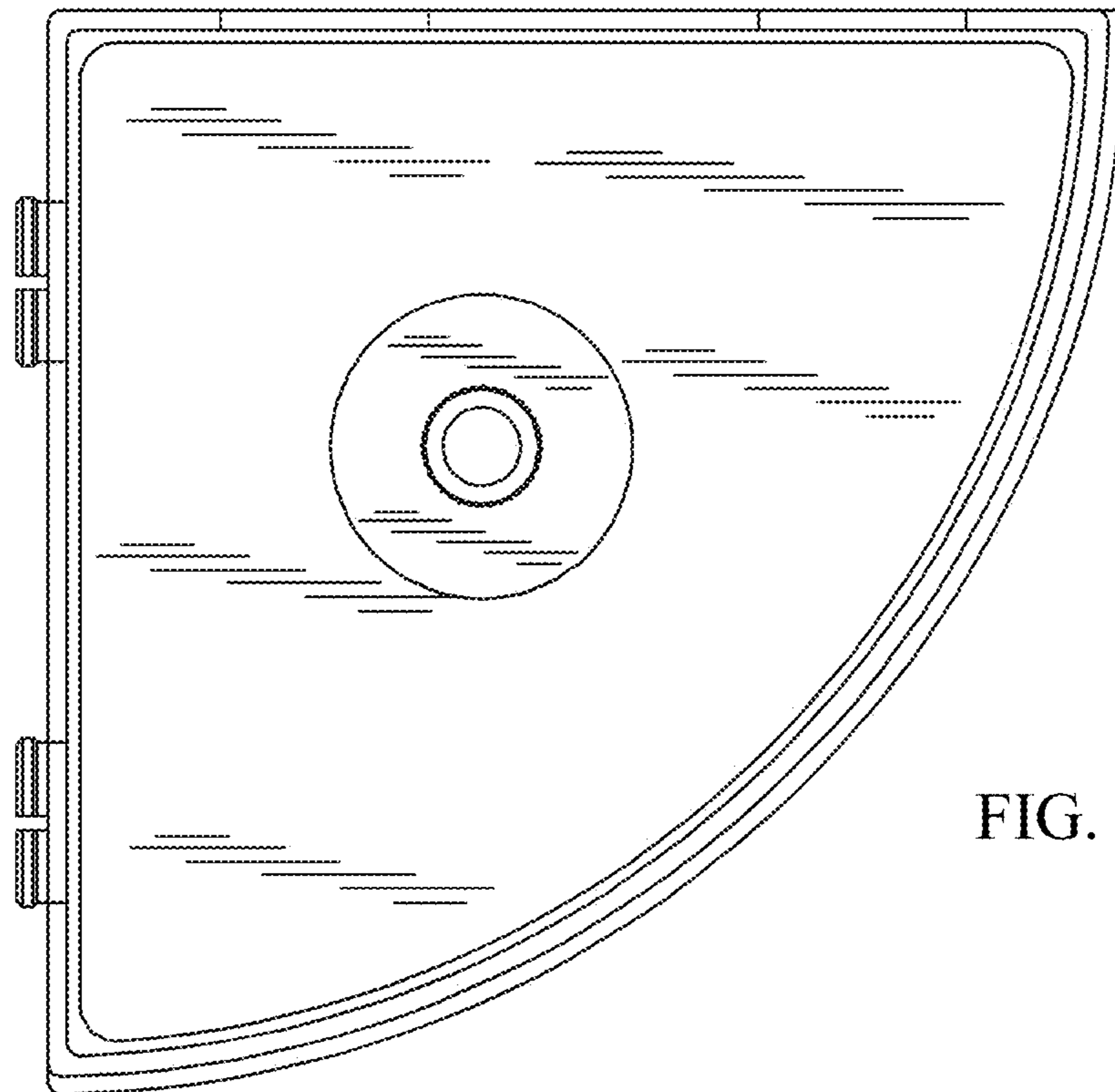
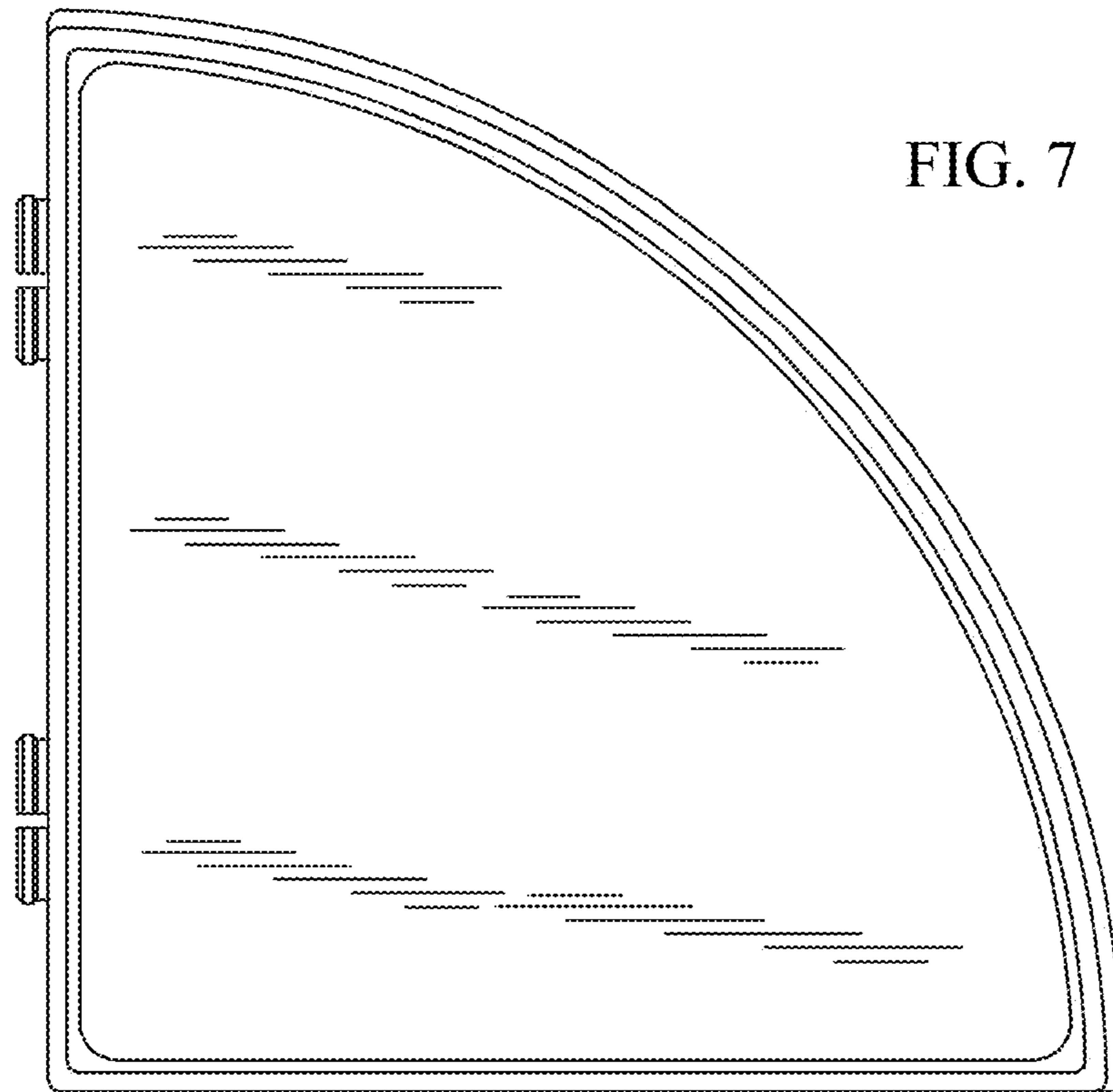


FIG. 6





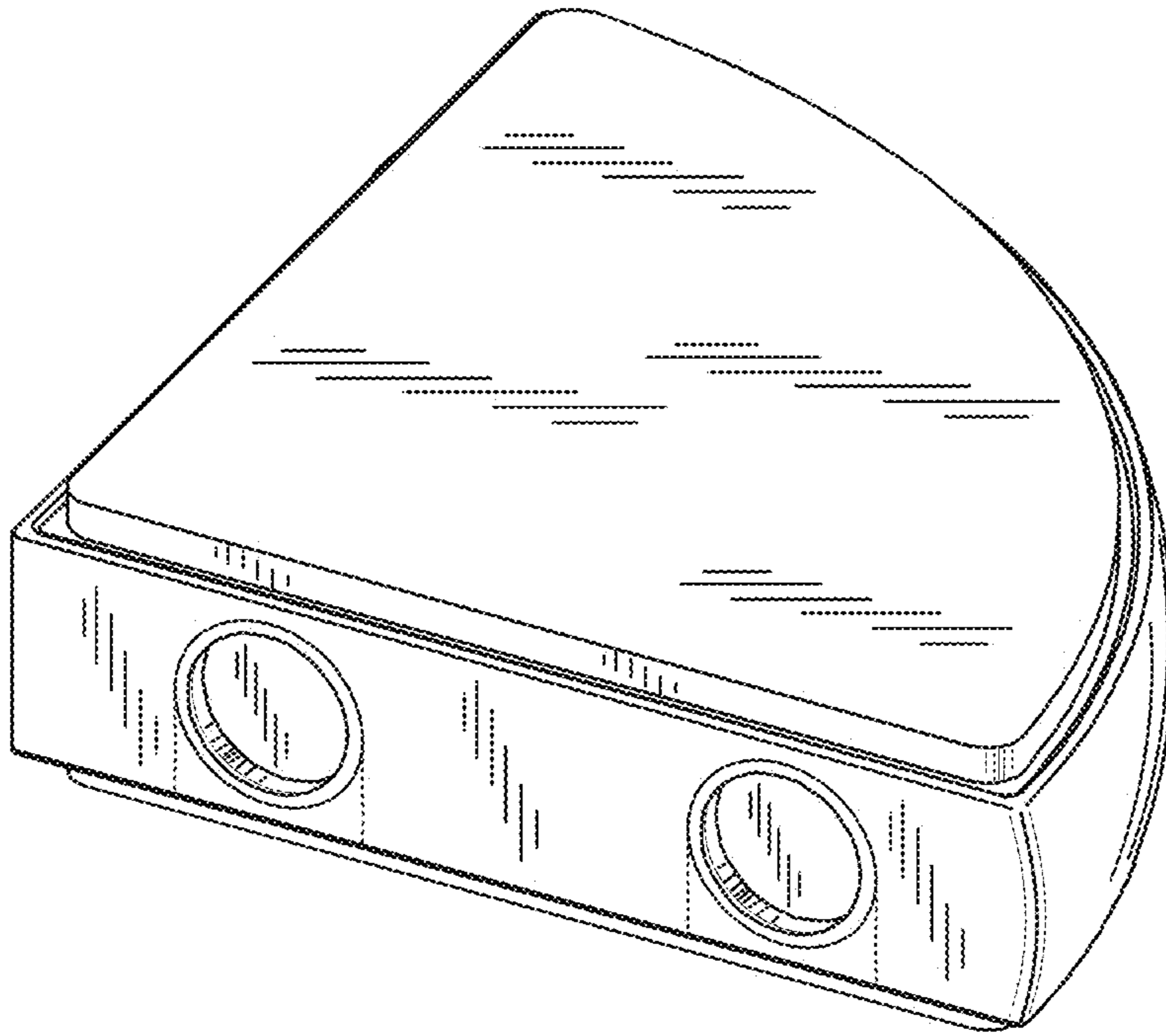


FIG. 9

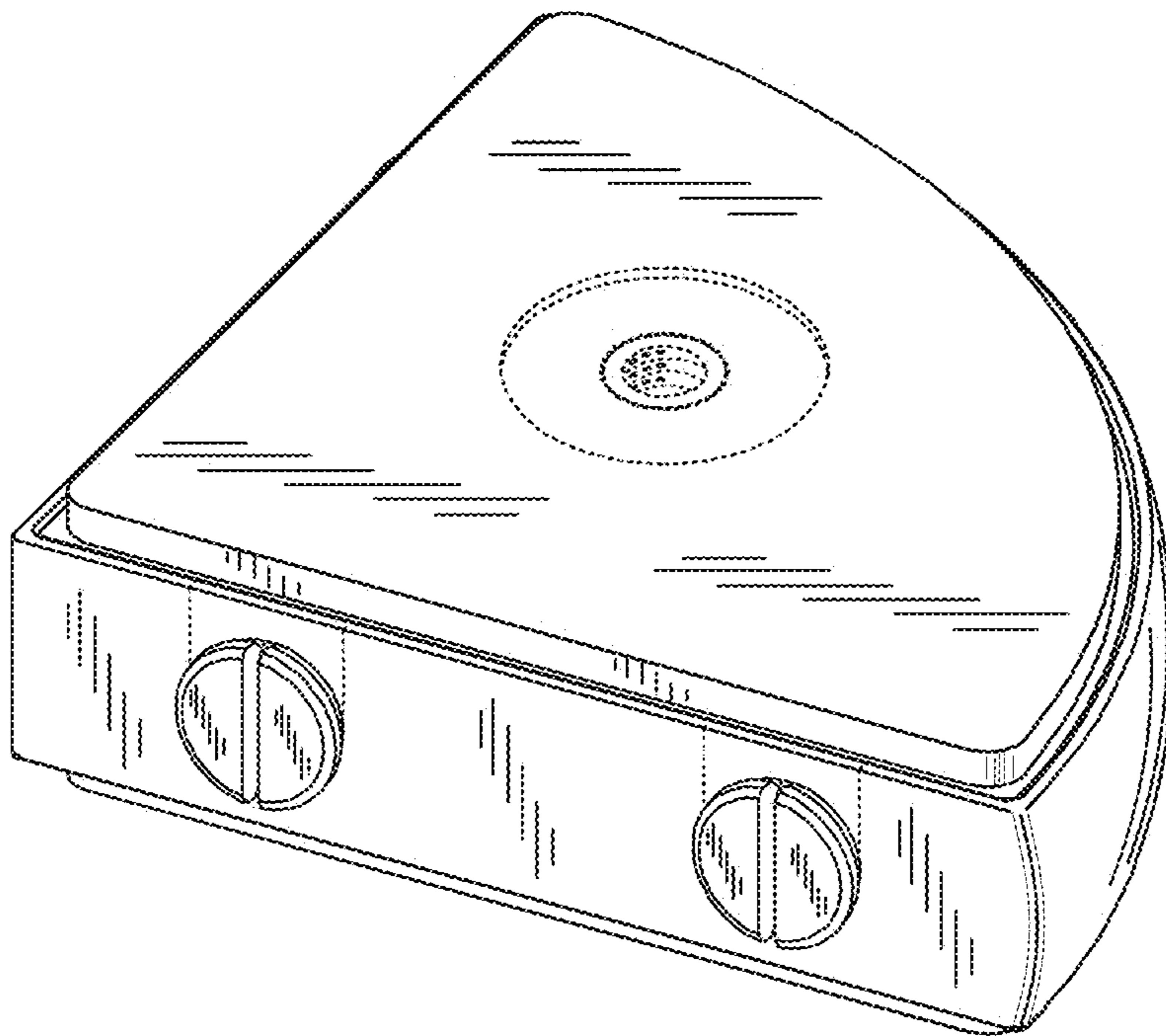


FIG. 10

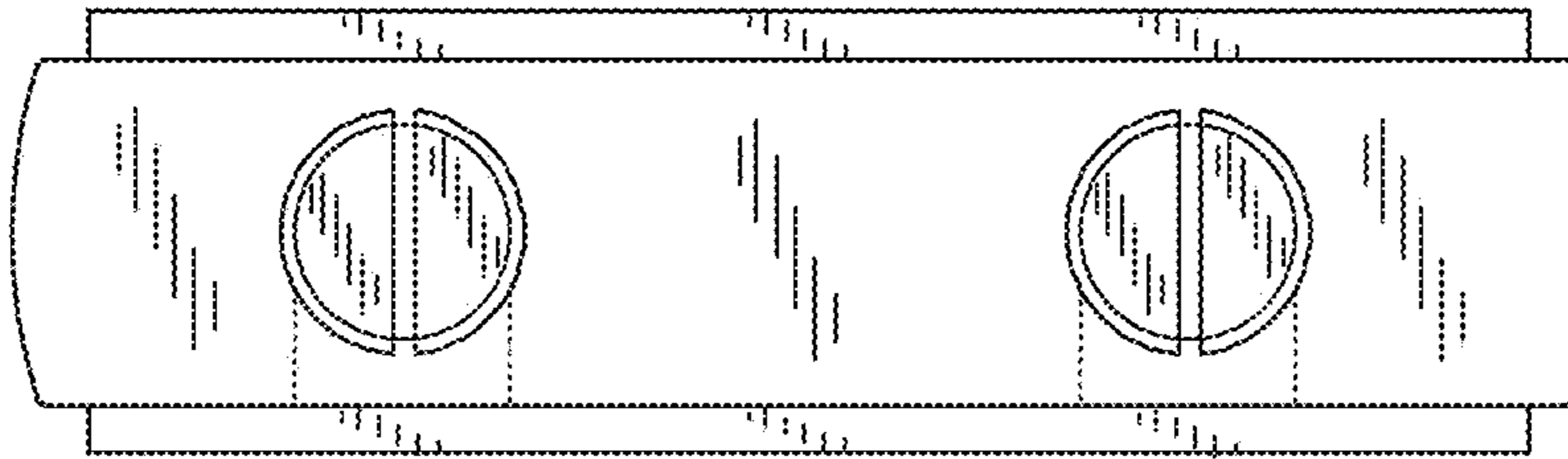


FIG. 11

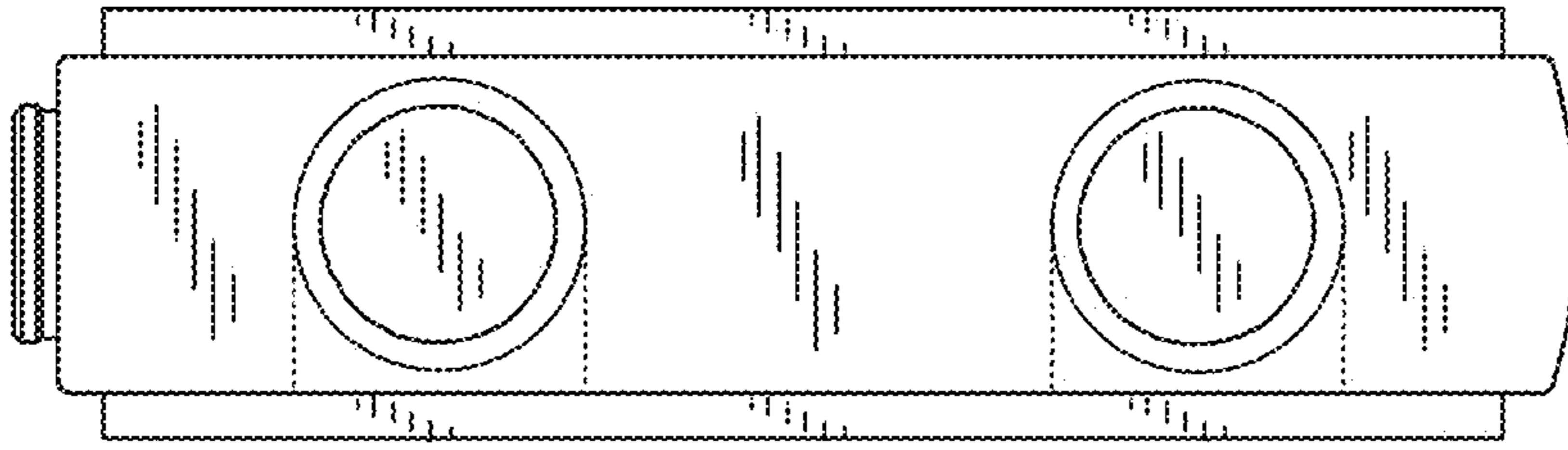


FIG. 12

FIG. 13





FIG. 14





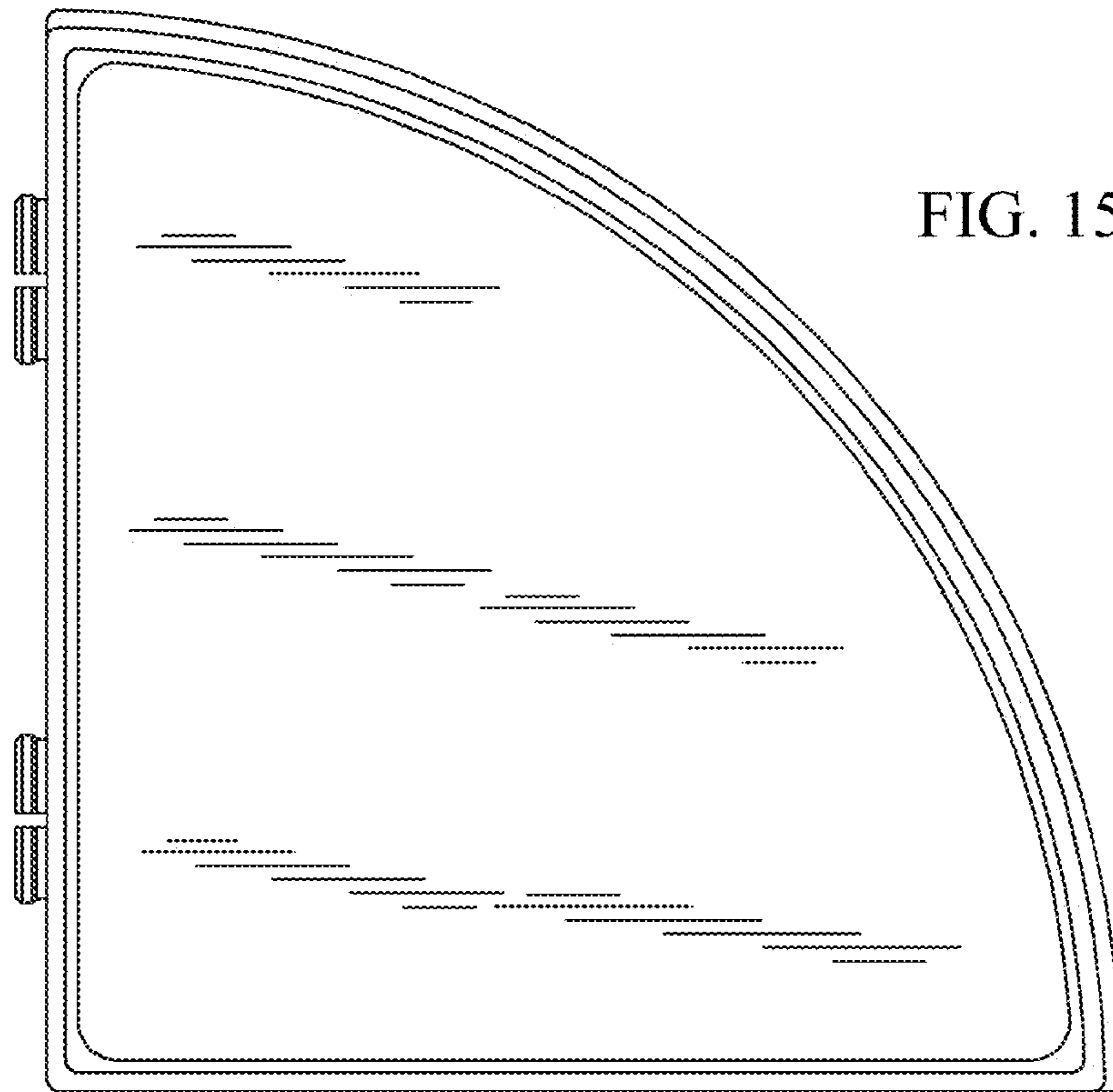


FIG. 15

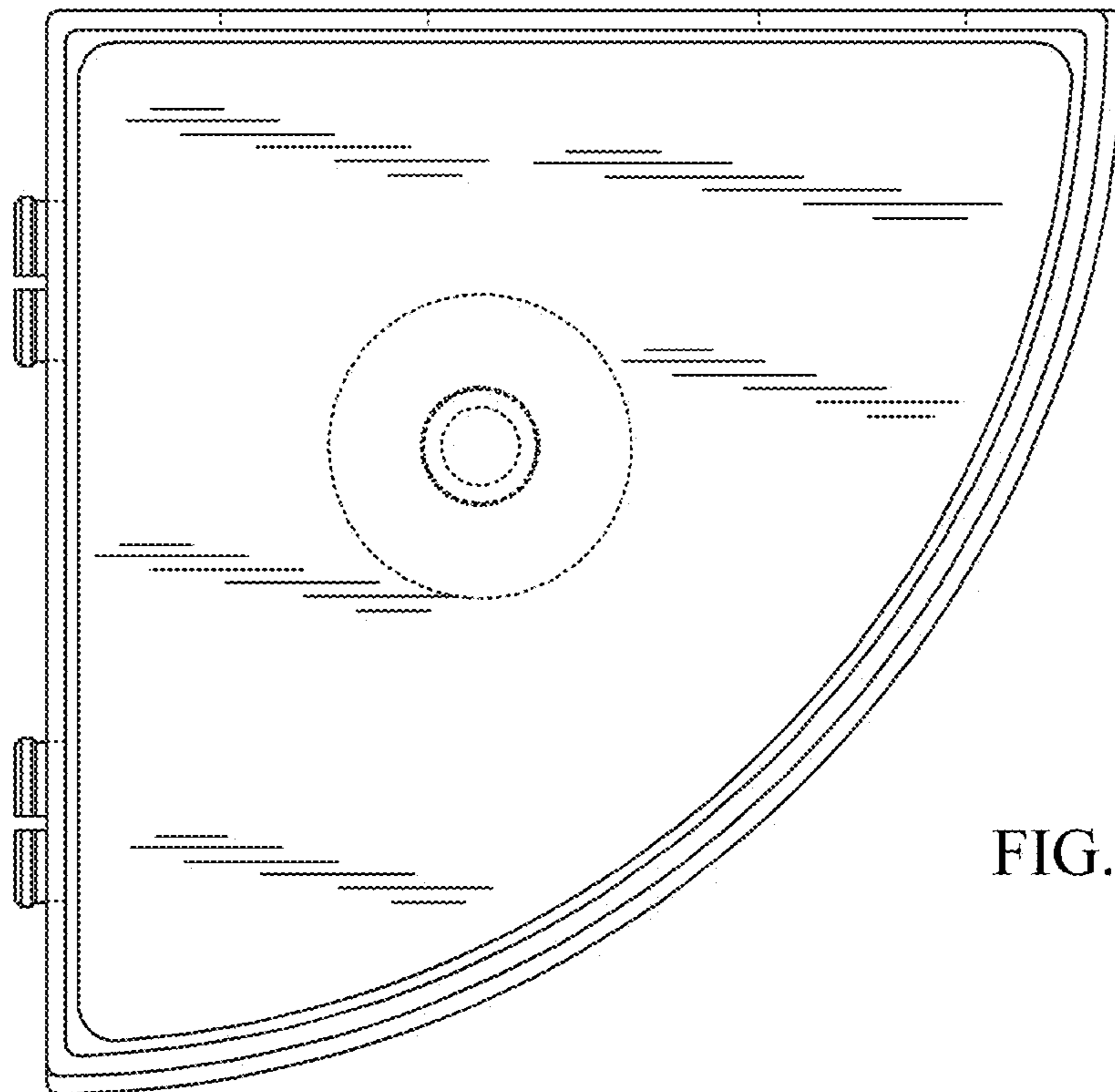


FIG. 16