



US00D983639S

(12) **United States Design Patent** (10) **Patent No.:** **US D983,639 S**  
**Glesser** (45) **Date of Patent:** **\*\* Apr. 18, 2023**

(54) **FOLDING KNIFE HANDLE**  
(71) Applicant: **Spyderco, Inc.**, Golden, CO (US)  
(72) Inventor: **Eric Glesser**, Evergreen, CO (US)  
(73) Assignee: **Spyderco, Inc.**, Golden, CO (US)  
(\*\*) Term: **15 Years**  
(21) Appl. No.: **29/783,109**  
(22) Filed: **May 11, 2021**

**Related U.S. Application Data**

(62) Division of application No. 29/703,966, filed on Aug. 30, 2019, now Pat. No. Des. 918,690.  
(51) **LOC (14) Cl.** ..... **08-03**  
(52) **U.S. Cl.**  
USPC ..... **D8/99**  
(58) **Field of Classification Search**  
USPC ..... D8/98, 99, 100, 105, 107; D22/118  
CPC ..... B26B 5/001; B26B 5/003; B26B 11/00;  
B26B 1/08; B26B 1/02; B26B 1/10;  
B26B 1/04; B26B 1/042; B26B 1/048;  
B26B 3/08; B26B 29/06  
See application file for complete search history.

**References Cited**

**U.S. PATENT DOCUMENTS**

D99,855 S 6/1936 Coughlan  
D202,780 S 11/1965 Baer  
D339,719 S 9/1993 Thelen  
D344,006 S 2/1994 Glesser  
D360,013 S 7/1995 Collins

(Continued)

**OTHER PUBLICATIONS**

“Spyderco 2017 Product Guide,” Spyderco, 2017, pp. 1, 4-19, 176.

(Continued)

*Primary Examiner* — Philip S Hyder  
(74) *Attorney, Agent, or Firm* — Sheridan Ross P.C.

(57) **CLAIM**

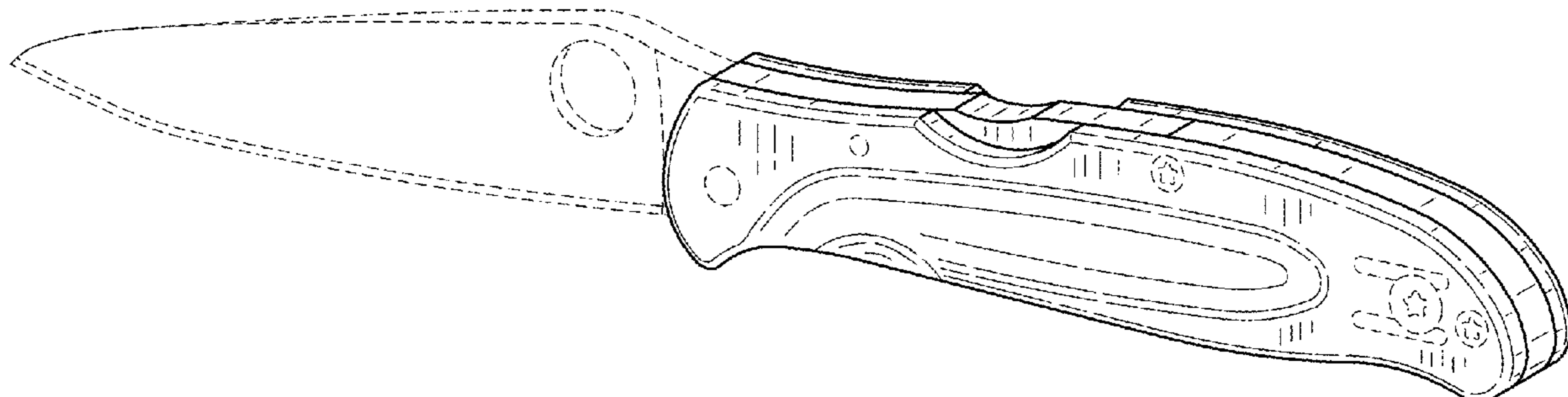
The ornamental design for a folding knife handle, as shown and described.

**DESCRIPTION**

FIG. 1 is a perspective view of a folding knife handle embodying the new design, wherein unclaimed blade is shown in the open position;  
FIG. 2 is a front elevation view thereof;  
FIG. 3 is a rear elevation view thereof;  
FIG. 4 is a right elevation view thereof;  
FIG. 5 is a left elevation view thereof;  
FIG. 6 is a top plan view thereof;  
FIG. 7 is a bottom plan view thereof;  
FIG. 8 is a cross-sectional view thereof taken at line 8-8 shown in FIG. 2;  
FIG. 9 is a cross-sectional view thereof taken at line 9-9 shown in FIG. 2;  
FIG. 10 is a perspective view of the folding knife handle of FIG. 1, wherein the unclaimed blade is shown in the folded position, and the unclaimed pocket clip is omitted to reveal the portion of the handle positioned behind the clip;  
FIG. 11 is a front elevation view of the folding knife handle shown in FIG. 10;  
FIG. 12 is a rear elevation view of the folding knife handle shown in FIG. 10;  
FIG. 13 is a right elevation view of the folding knife handle shown in FIG. 10;  
FIG. 14 is a left elevation view of the folding knife handle shown in FIG. 10;  
FIG. 15 is a top plan view of the knife folding handle shown in FIG. 10; and,  
FIG. 16 is a bottom plan view of the folding knife handle shown in FIG. 10.

The broken lines depict portions of the folding knife and handle in which the design is embodied that are not considered part of the claimed design.

**1 Claim, 13 Drawing Sheets**



(56)

References Cited

U.S. PATENT DOCUMENTS

D366,089 S 1/1996 Ackerson, Jr.  
 D379,294 S 5/1997 Lum  
 5,628,117 A 5/1997 Glesser  
 D382,189 S 8/1997 Viele  
 D384,871 S 10/1997 McWillis  
 D389,389 S 1/1998 Glesser  
 D389,718 S 1/1998 Wegner  
 5,704,129 A 1/1998 Glesser  
 D404,990 S 2/1999 Zowada  
 5,964,036 A 10/1999 Centofante  
 D416,440 S 11/1999 Juhlin et al.  
 5,983,506 A 11/1999 Glesser  
 D422,871 S 4/2000 Terzuola  
 6,101,723 A 8/2000 Ford  
 D434,631 S 12/2000 Lum  
 D438,443 S 3/2001 Keating  
 D461,689 S 8/2002 Lothe  
 6,560,877 B2 5/2003 Sanelli  
 D488,045 S 4/2004 Onion  
 6,751,868 B2 6/2004 Glesser  
 D496,563 S 9/2004 Marsden  
 6,918,184 B2 7/2005 Glesser  
 D554,948 S 11/2007 Onion  
 D565,359 S 4/2008 Thun  
 D567,055 S 4/2008 Renzi  
 D587,963 S 3/2009 Elsener  
 D593,838 S 6/2009 Williams  
 D633,345 S 3/2011 Ranieri  
 D642,872 S 8/2011 Spiegel  
 D643,258 S 8/2011 Spiegel  
 D643,259 S 8/2011 Spiegel  
 D643,263 S 8/2011 Spiegel  
 D706,085 S 6/2014 Tarrerias  
 D732,901 S 6/2015 Shahani  
 D739,697 S 9/2015 Glesser

D743,769 S 11/2015 Glesser  
 D747,946 S 1/2016 Carey  
 D751,862 S 3/2016 de Bretton Gordon  
 D752,412 S 3/2016 Mears  
 D753,459 S 4/2016 Glesser  
 9,327,413 B2 5/2016 Sakai  
 D773,886 S 12/2016 McConnell et al.  
 D773,887 S 12/2016 Berger  
 9,592,612 B2 3/2017 Koenig  
 D792,154 S 7/2017 Berger  
 9,943,970 B2 4/2018 Glesser  
 D816,457 S 5/2018 Demko  
 D821,160 S 6/2018 Menhennett  
 D825,261 S 8/2018 Bae  
 D825,262 S 8/2018 Bae  
 D826,635 S 8/2018 Go  
 D835,490 S 12/2018 Glesser  
 D854,373 S 7/2019 Thompson  
 D890,578 S 7/2020 Glesser  
 D918,690 S 5/2021 Glesser  
 D919,379 S 5/2021 Glesser  
 D927,267 S 8/2021 Moon  
 2013/0305541 A1 11/2013 Koenig  
 2015/0128426 A1 5/2015 Sakai  
 2020/0215705 A1 7/2020 Glesser et al.

OTHER PUBLICATIONS

“Spyderco Delica 4 Flat Ground 2 7/8” VG10 Satin Plain Blade,”  
 KnifeCenter.com, 1 page.  
 “Spyderco Delica 4 Folding Knife 2 7/8” VG10 Satin Plain Blade,”  
 KnifeCenter.com, 1 page.  
 “Spyderco Endura 4 Folding Knife 3.875” Satin Plain Blade,”  
 KnifeCenter.com, 1 page.  
 Official Action for U.S. Appl. No. 29/703,966, dated Oct. 8, 2020 5  
 pages Restriction Requirement.  
 Notice of Allowance for U.S. Appl. No. 29/703,966, dated Jan. 13,  
 2021 10 pages.

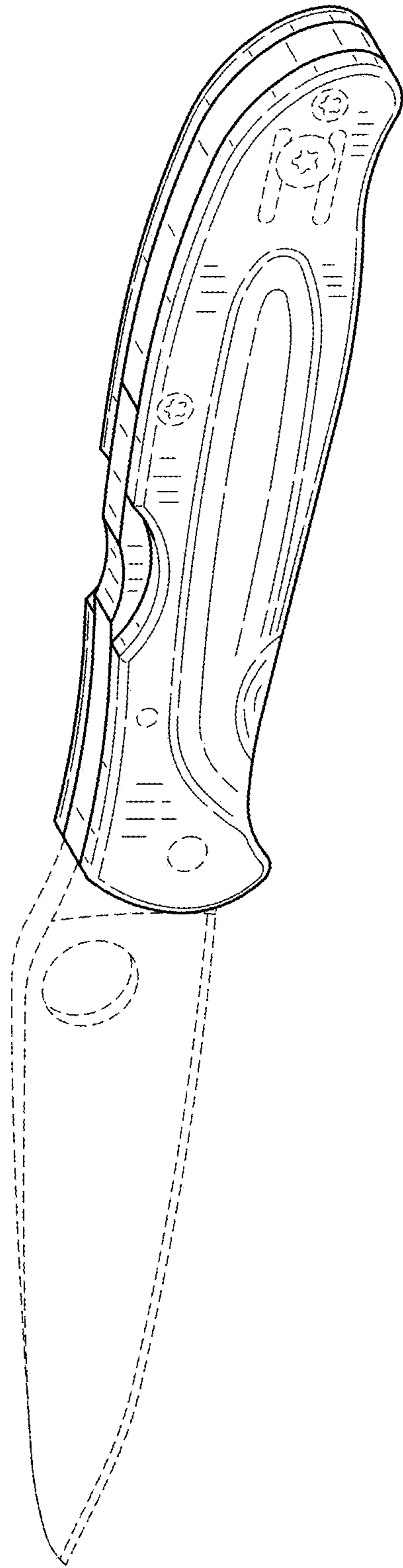


FIG.1

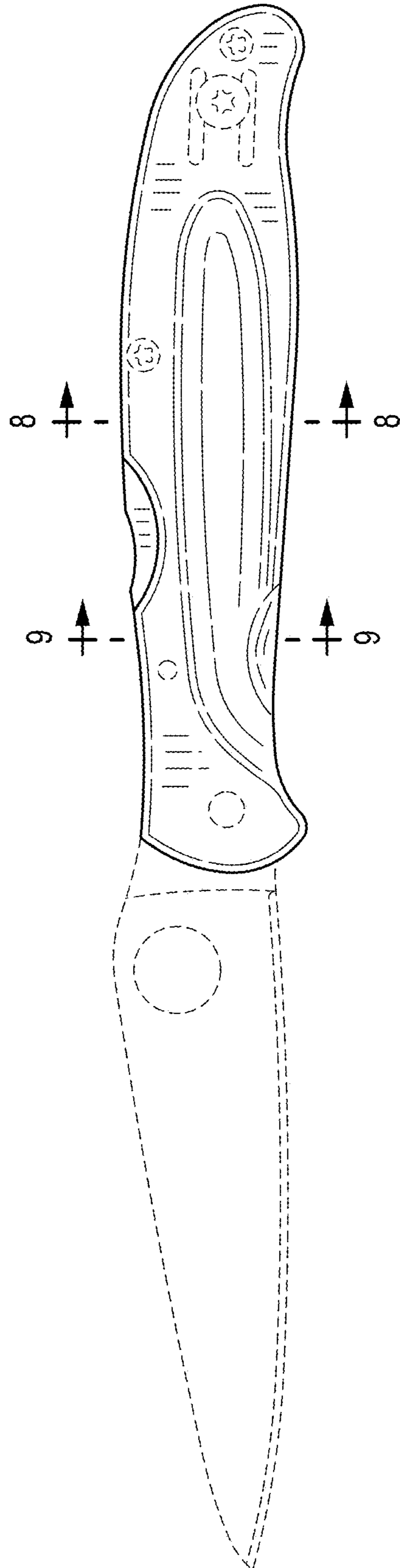


FIG.2

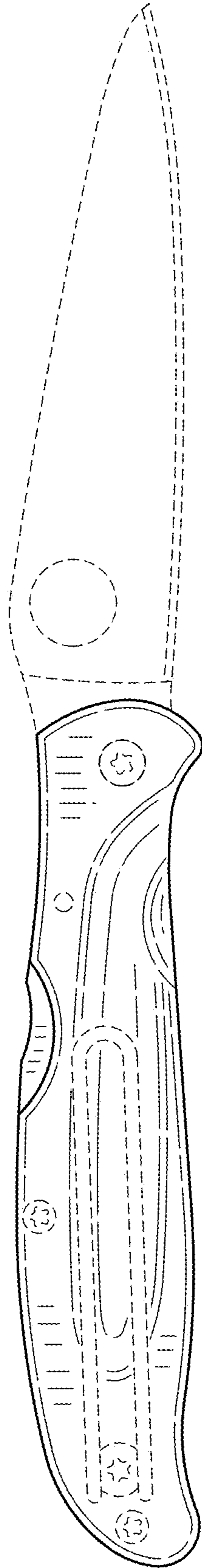


FIG.3

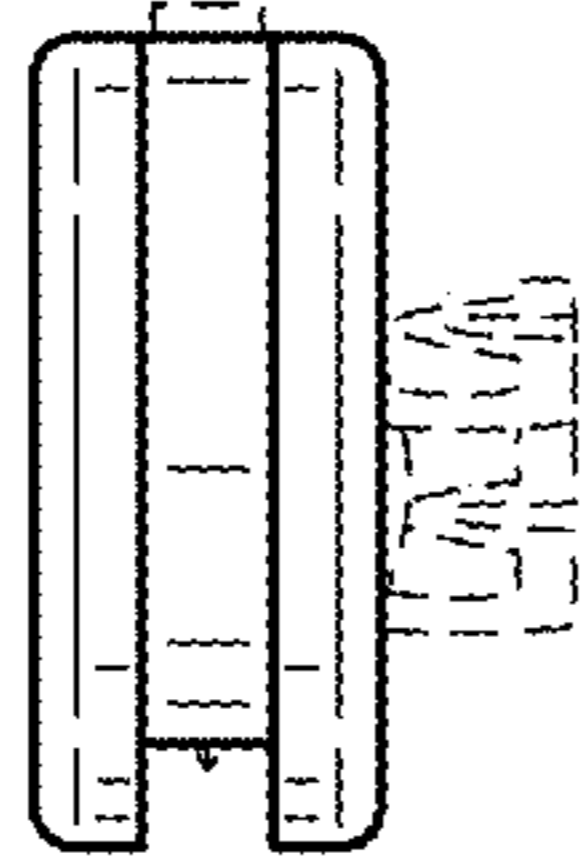


FIG.4

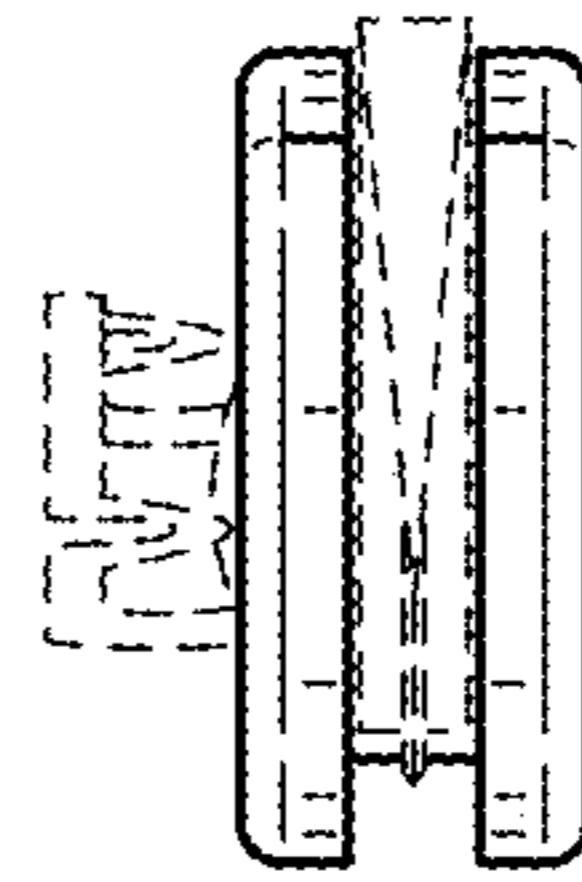


FIG.5

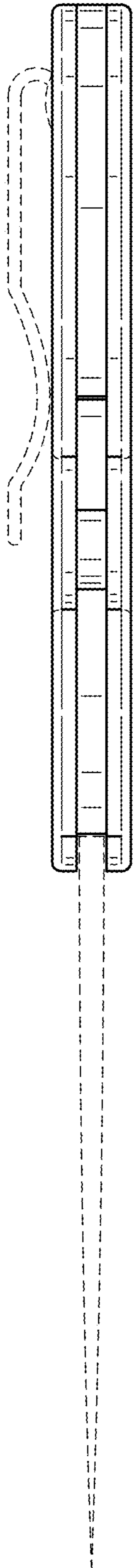


FIG.6

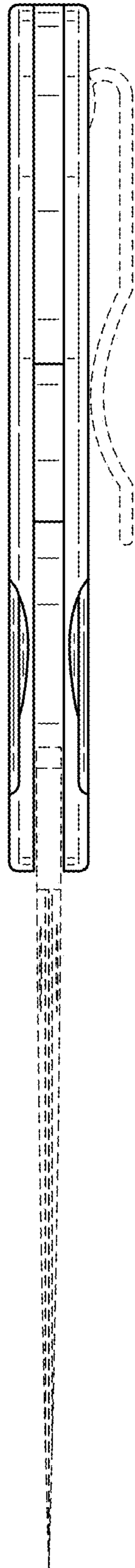


FIG.7



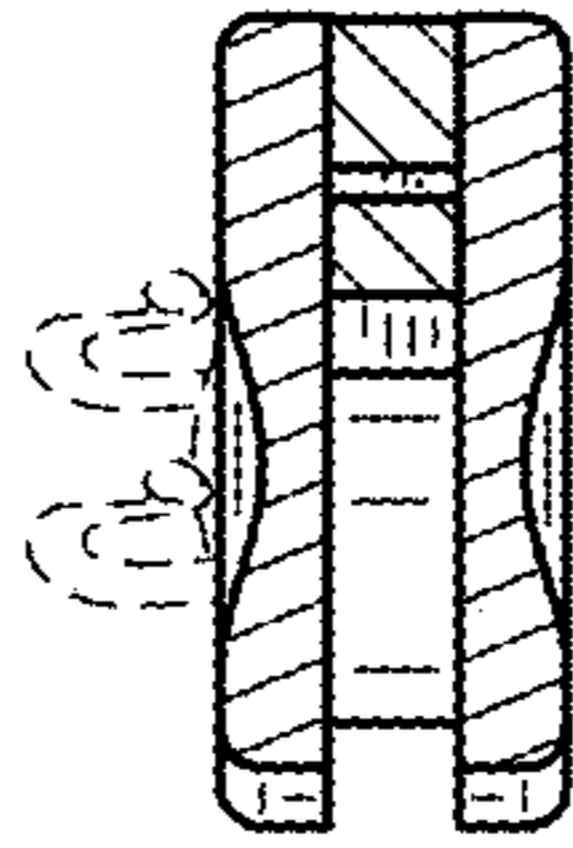


FIG. 8

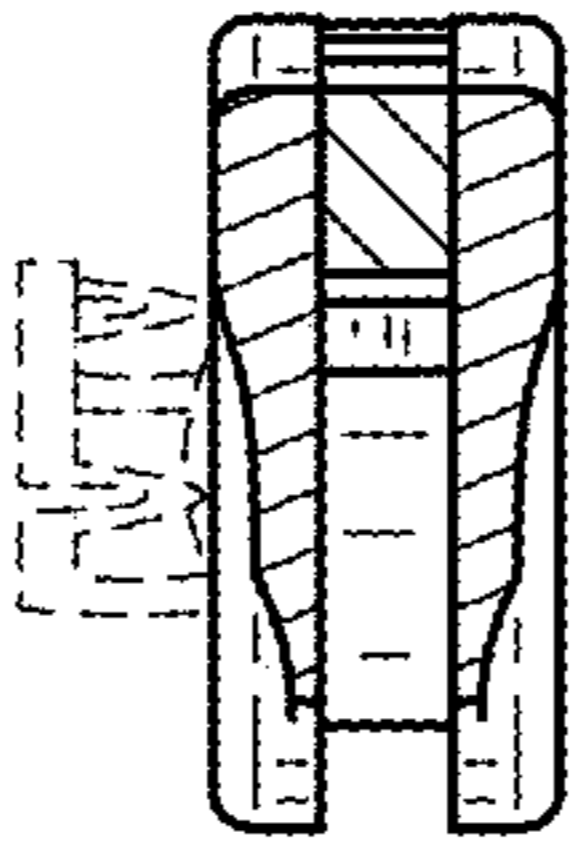


FIG. 9

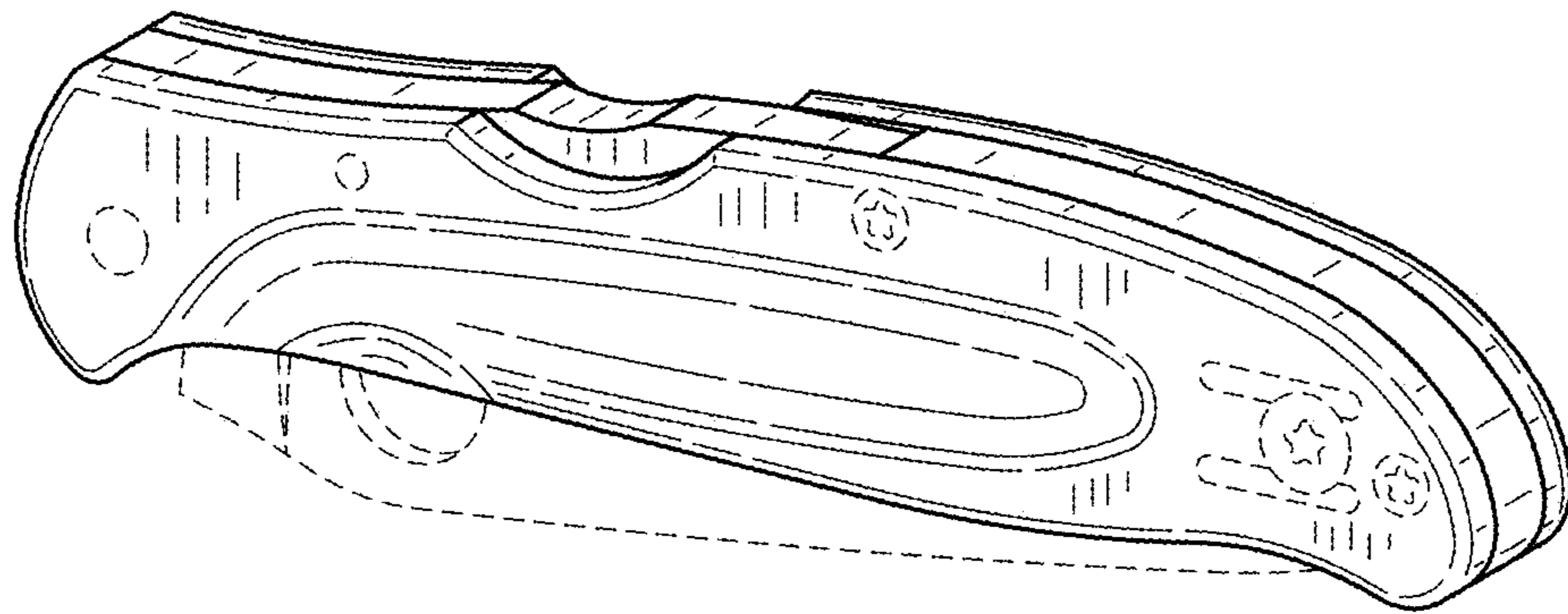


FIG.10

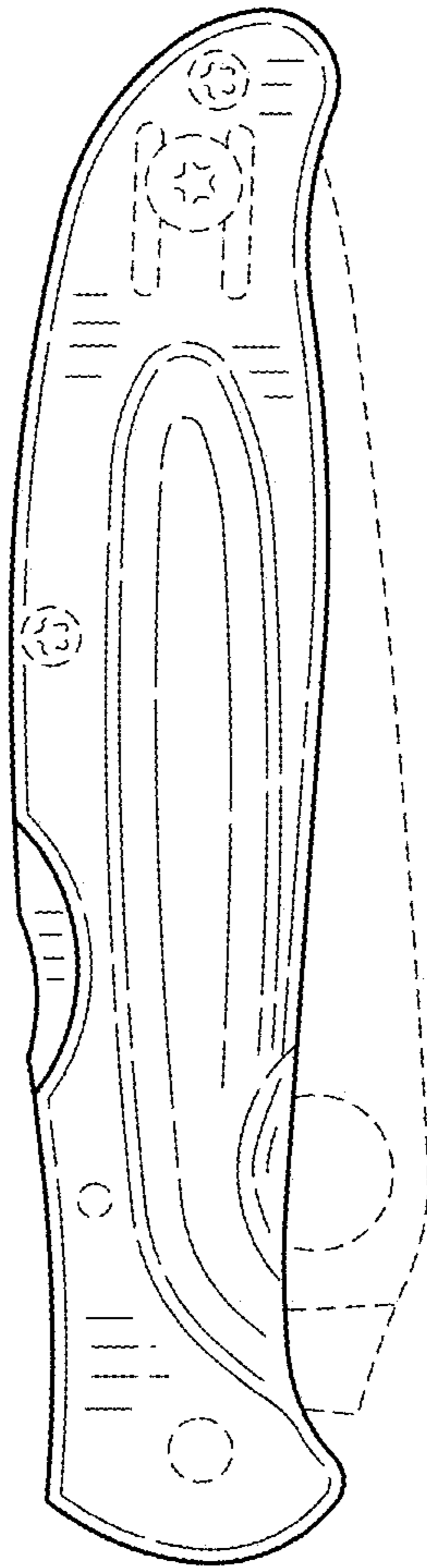


FIG.11

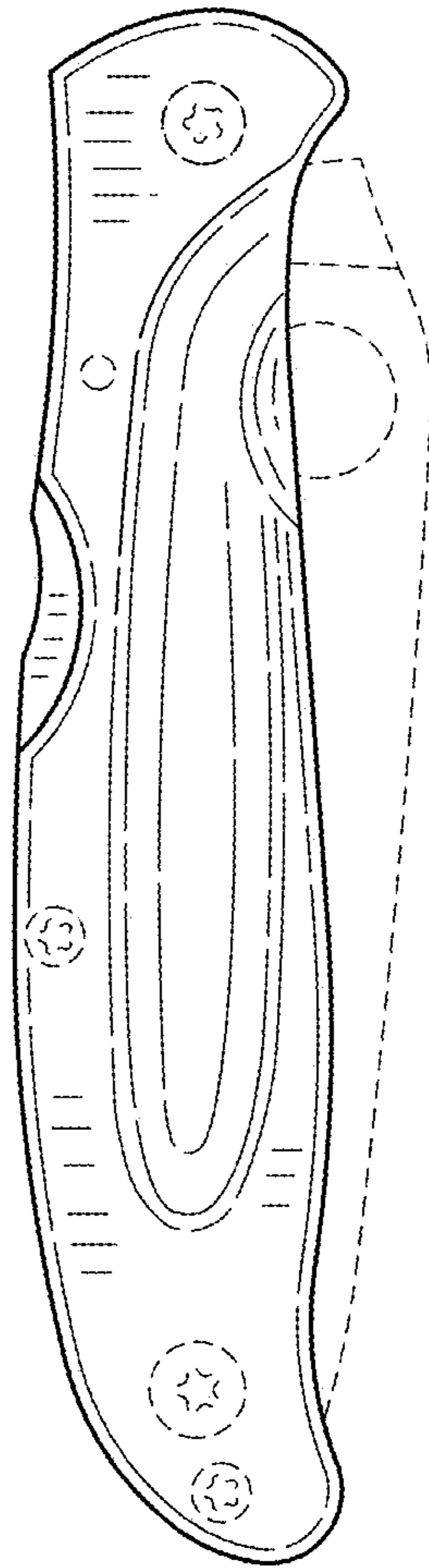


FIG.12

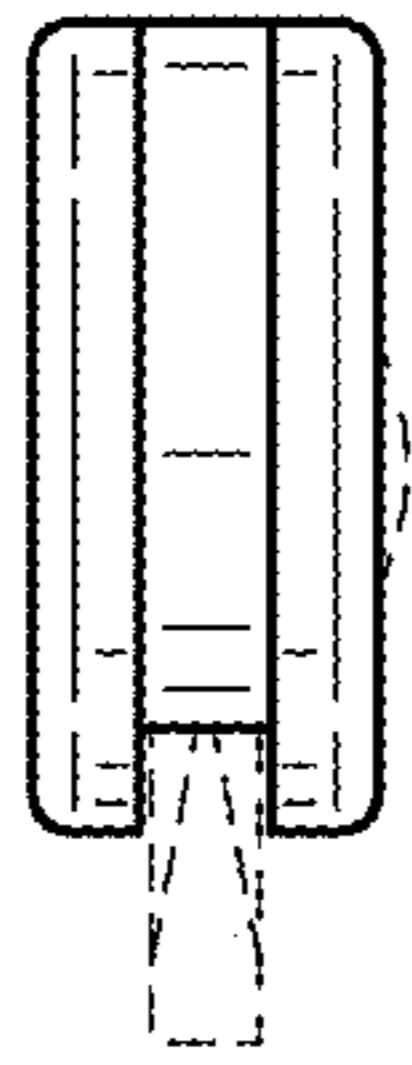


FIG.13

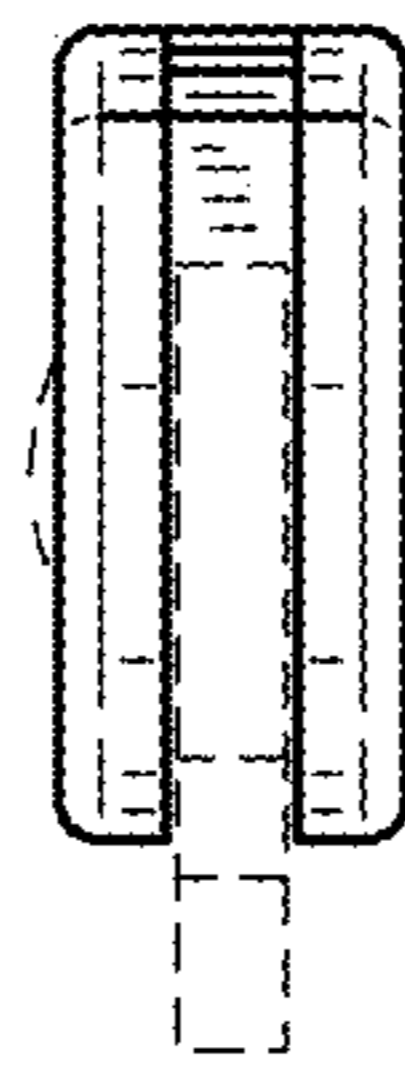


FIG.14

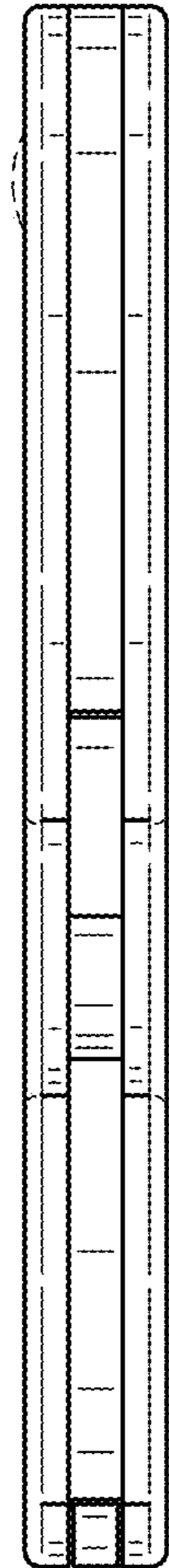


FIG.15




FIG.16