



US00D983577S

(12) **United States Design Patent**
Yue et al.

(10) **Patent No.:** **US D983,577 S**

(45) **Date of Patent:** **** Apr. 18, 2023**

- (54) **4-DRAWER DRESSER**
- (71) Applicant: **Shenzhen Exquisite Youth Technology Co., Ltd.**, Shenzhen (CN)
- (72) Inventors: **Dihui Yue**, Shenzhen (CN); **Shaoyu Chen**, Shenzhen (CN); **Kunxuan Lin**, Shenzhen (CN)
- (73) Assignee: **SHENZHEN EXQUISITE YOUTH TECHNOLOGY CO., LTD.**, Shenzhen (CN)

- D503,564 S * 4/2005 Juneau D6/671.1
- D861,389 S 10/2019 Bray
- D894,644 S 9/2020 Knox et al.
- D927,230 S 8/2021 Stravitz et al.
- 11,103,067 B2 * 8/2021 Stravitz A47B 91/12
- D932,216 S 10/2021 Stravitz et al.
- D936,399 S 11/2021 Packer et al.

* cited by examiner

Primary Examiner — Mimososa De

(74) *Attorney, Agent, or Firm* — Bayramoglu Law Offices LLC

(**) Term: **15 Years**

(57) **CLAIM**

(21) Appl. No.: **29/862,750**

The ornamental design for a 4-drawer dresser, as shown and described.

(22) Filed: **Dec. 13, 2022**

(51) **LOC (14) Cl.** **06-04**

(52) **U.S. Cl.**

USPC **D6/671.1**

(58) **Field of Classification Search**

USPC D6/663, 664, 664.1, 671, 671.1, 671.2, D6/671.3, 671.4, 705, 705.5

CPC A47B 17/04; A47B 45/00; A47B 47/04; A47B 47/03; A47B 67/00; A47B 67/04; A47B 88/00; A47B 88/40; A47B 88/42; A47B 91/12

See application file for complete search history.

DESCRIPTION

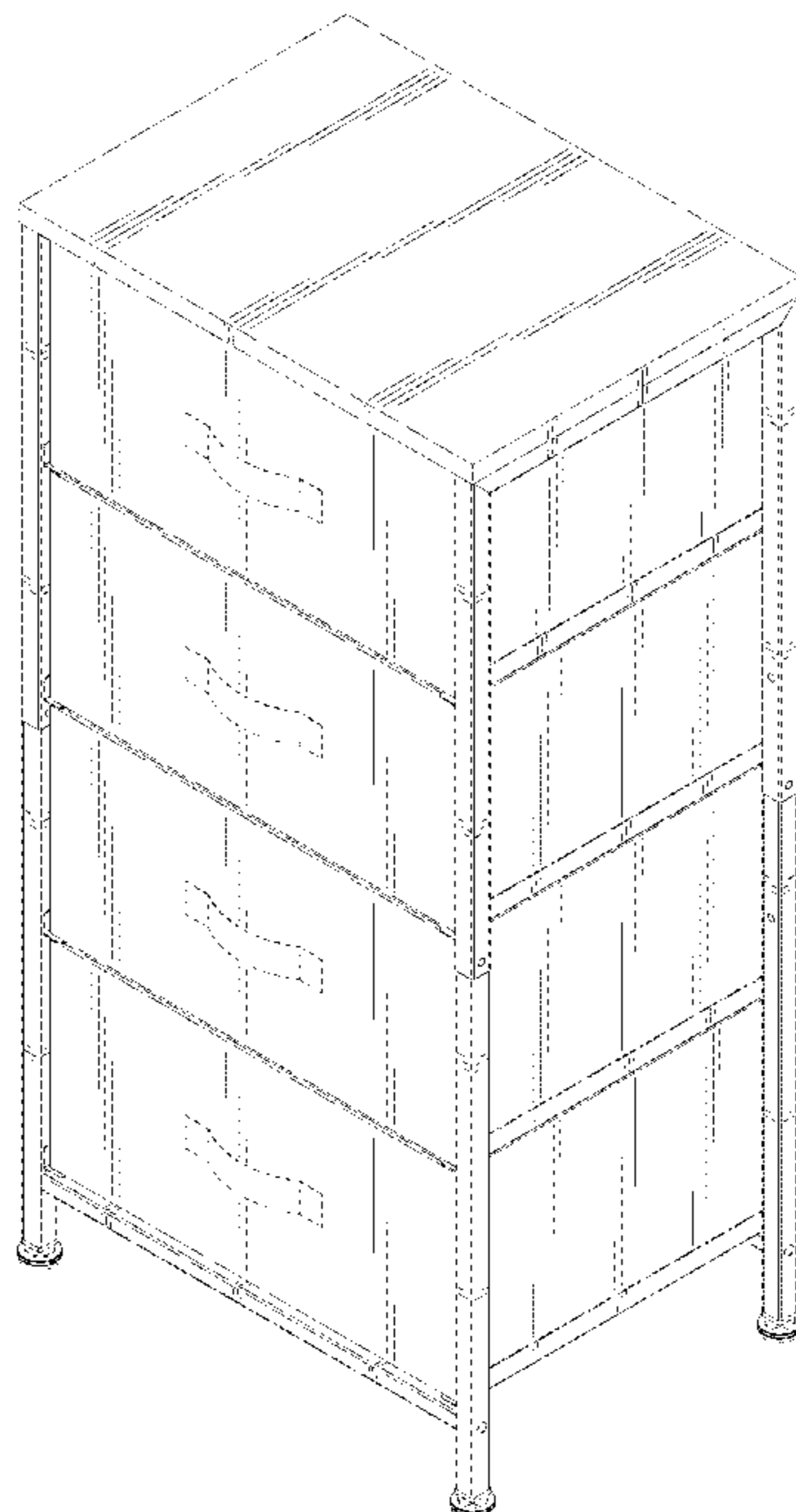
FIG. 1 is a front, right and top perspective view of a 4-drawer dresser showing our new design;
 FIG. 2 is a front view thereof;
 FIG. 3 is a rear view thereof;
 FIG. 4 is a left side view thereof, a right side view being a mirror image of the left side view;
 FIG. 5 is a top view thereof;
 FIG. 6 is a bottom view thereof;
 FIG. 7 is a rear, bottom, and left perspective view thereof; and,
 FIG. 8 is a partially enlarged view showing the circled portion 8 in FIG. 7.
 The broken lines depict portions of the 4-Drawer Dresser that form no part of the claimed design.
 The dot-dash broken lines in FIGS. 7 and 8 form no part of the claimed design.

(56) **References Cited**

U.S. PATENT DOCUMENTS

- D146,375 S * 2/1947 Obrig D6/671.1
- D215,731 S * 10/1969 Solie D6/671.1
- D251,885 S * 5/1979 Tebbe D6/671.1
- D272,398 S * 1/1984 West D6/671.1
- D333,578 S * 3/1993 White D6/671.1

1 Claim, 7 Drawing Sheets






FIG. 1

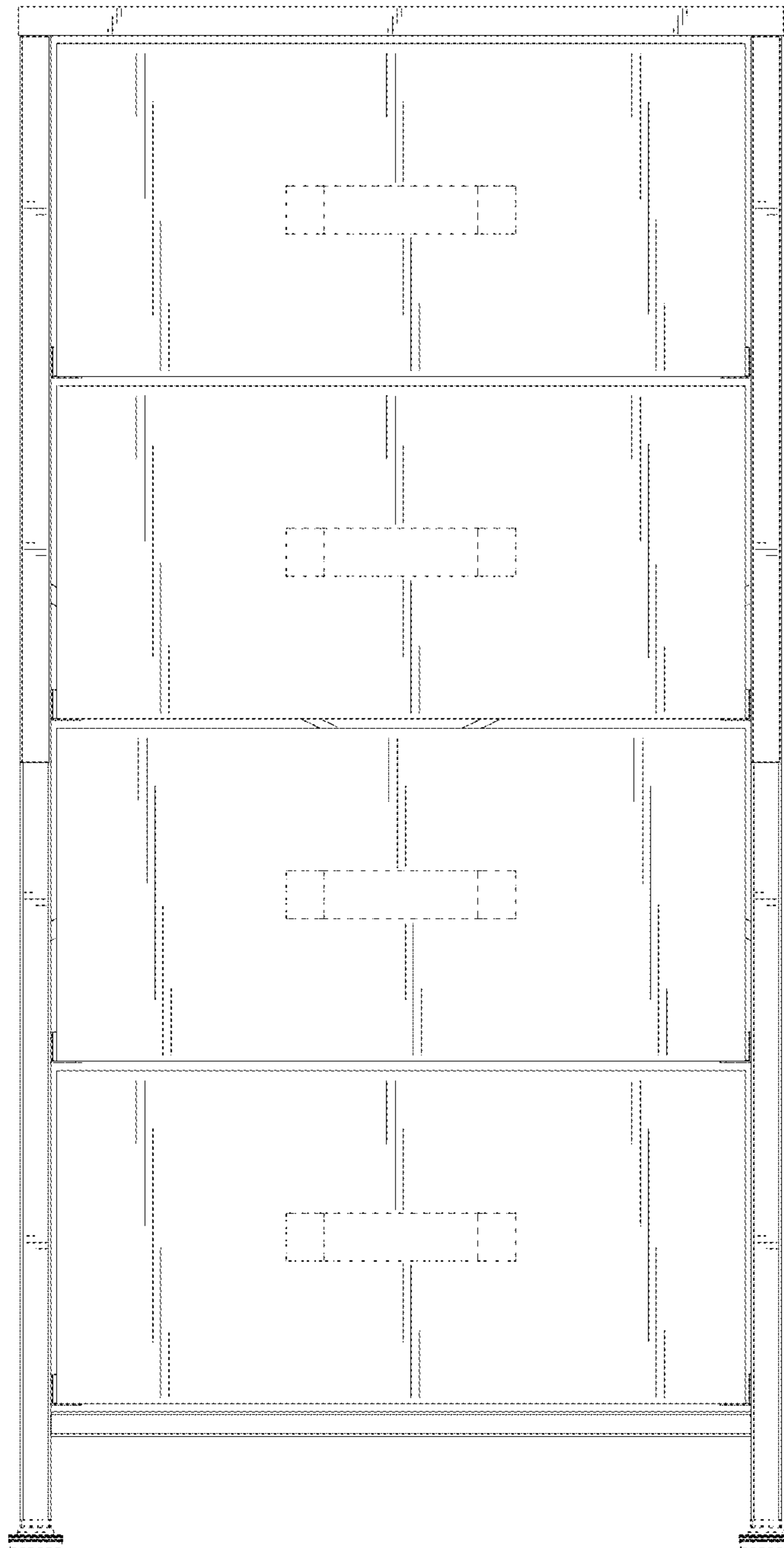


FIG. 2

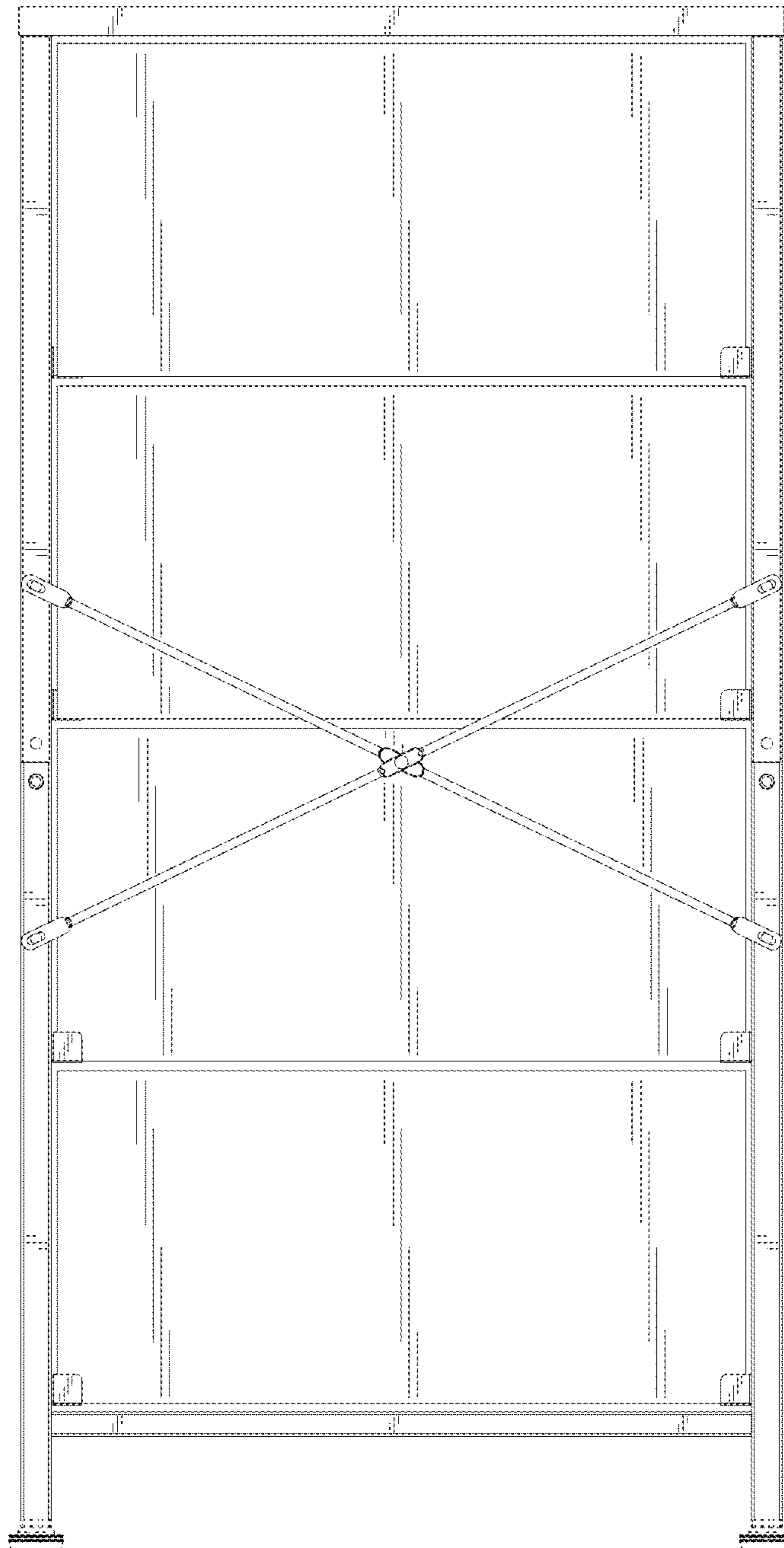


FIG. 3

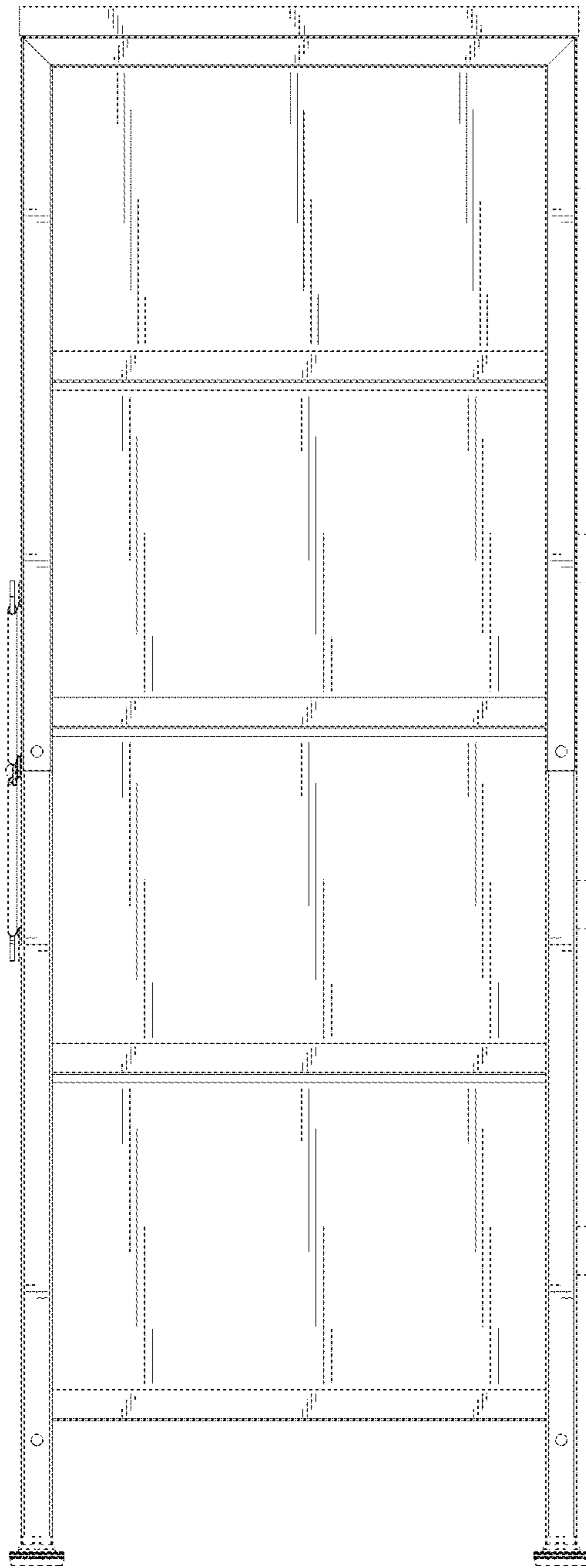


FIG. 4

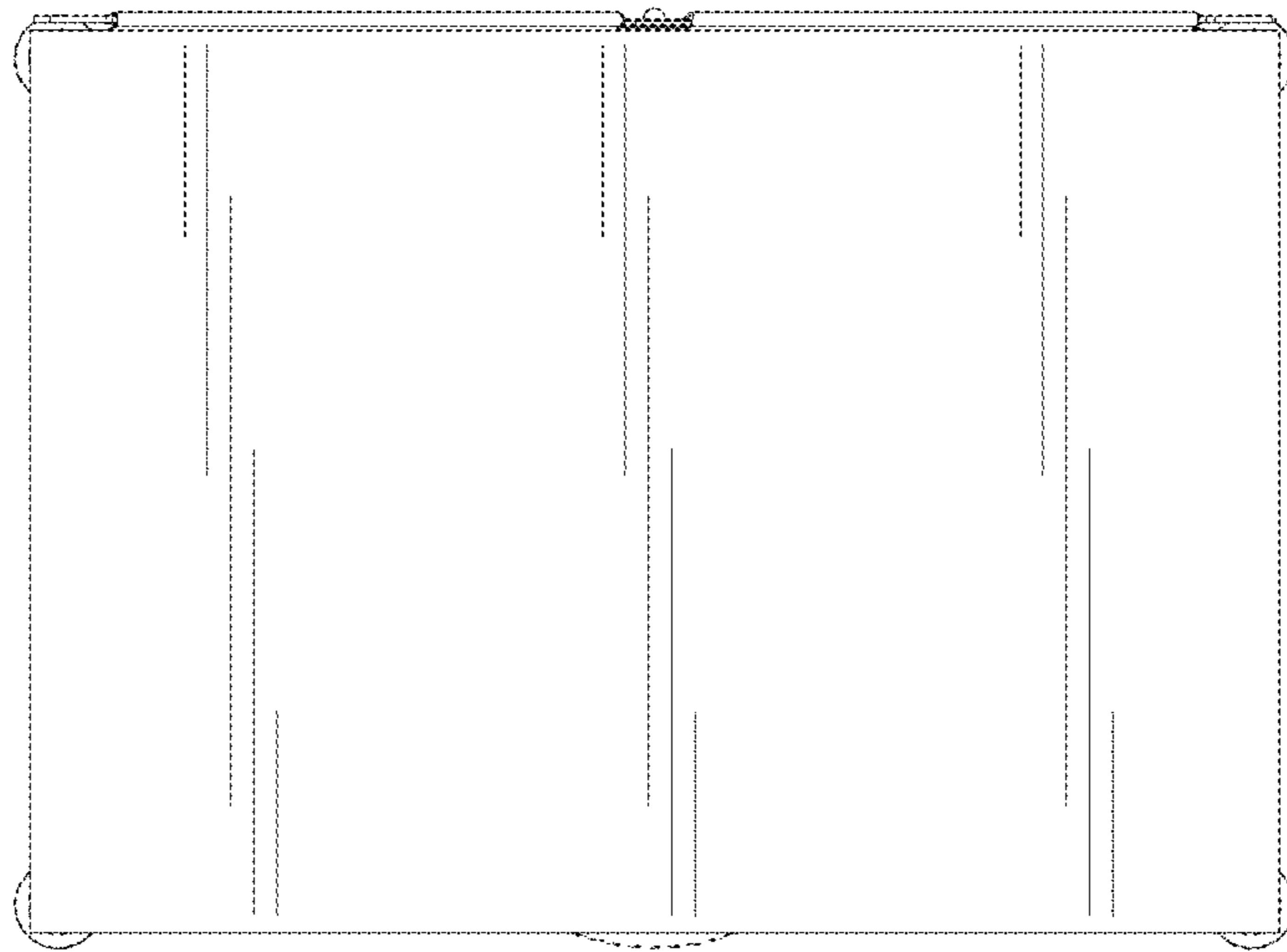


FIG. 5




FIG. 6

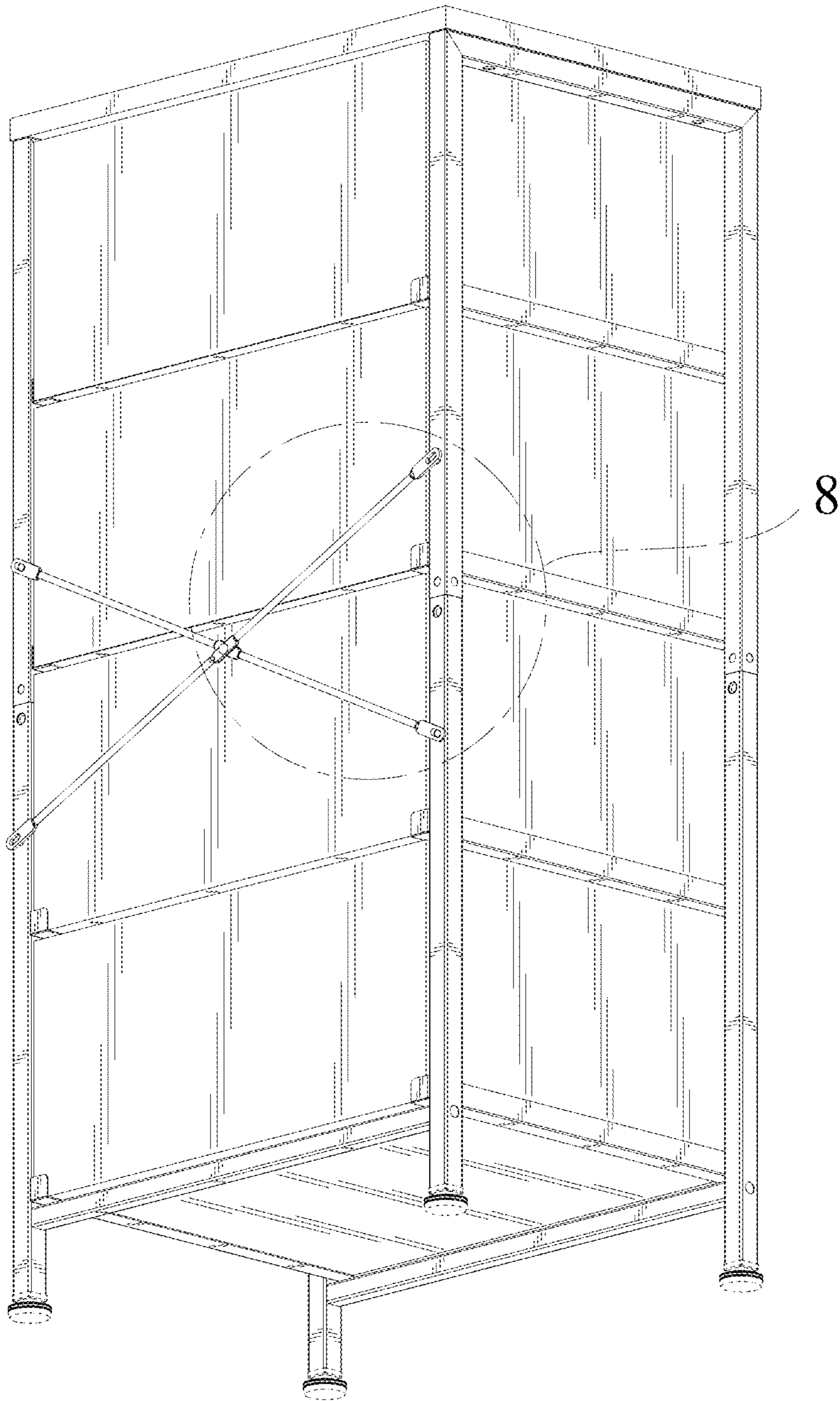


FIG. 7

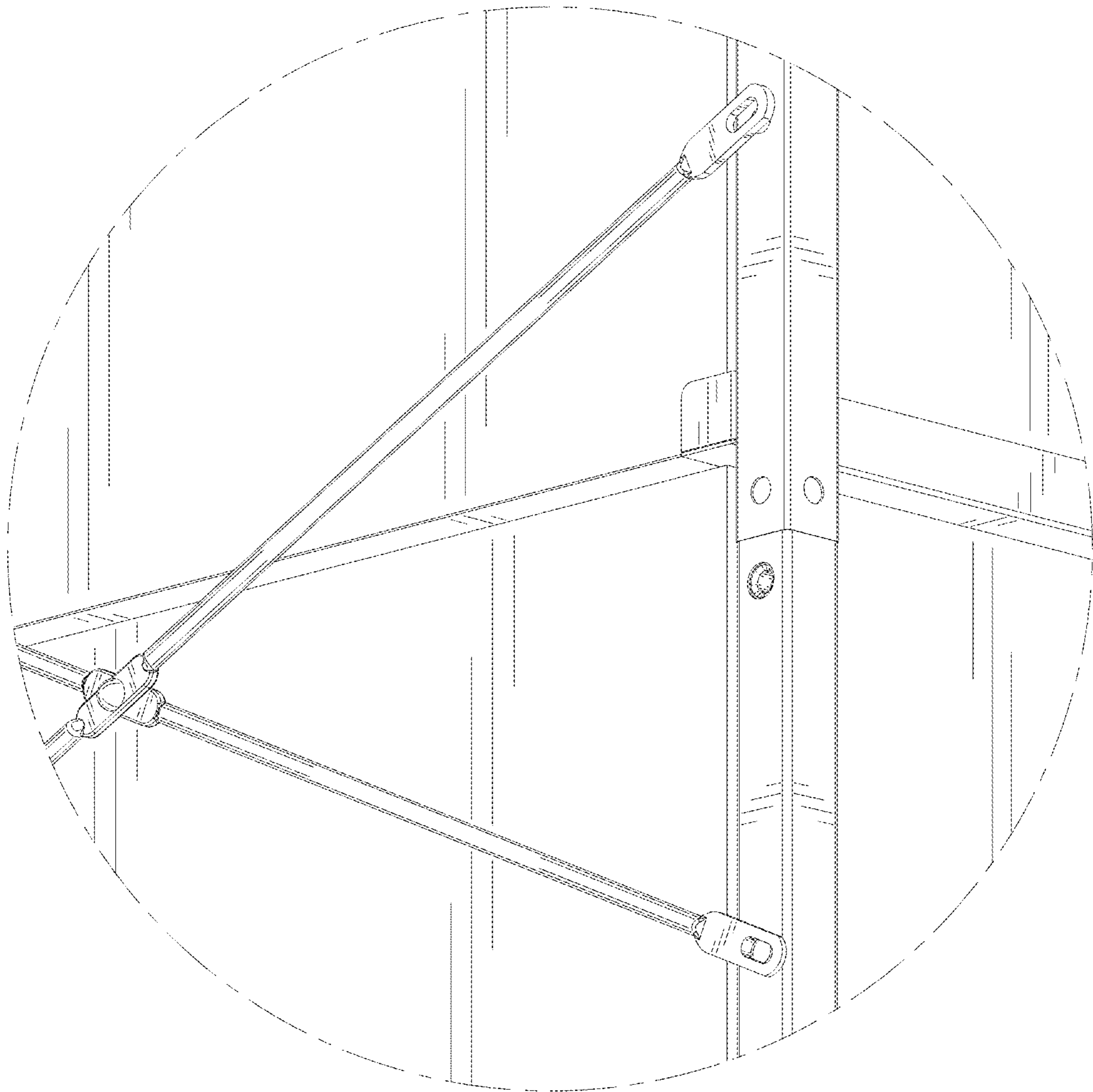


FIG. 8