



US00D983566S

(12) **United States Design Patent**
Guo

(10) **Patent No.:** **US D983,566 S**

(45) **Date of Patent:** **** Apr. 18, 2023**

(54) **CERVICAL PILLOW**

D973,883 S * 12/2022 Peng D6/601
D974,078 S * 1/2023 Jiang D6/601
D975,471 S * 1/2023 Zhang D6/601

(71) Applicant: **Jing Guo**, Hunan (CN)

(72) Inventor: **Jing Guo**, Hunan (CN)

(**) Term: **15 Years**

FOREIGN PATENT DOCUMENTS

GB 6213892 * 6/2022

(21) Appl. No.: **29/881,183**

OTHER PUBLICATIONS

(22) Filed: **Dec. 28, 2022**

Mazori Odorless Neck Stretcher, Amazon Product Page. Date First Available: Sep. 27, 2022, Date Accessed: Jan. 25, 2023. Available on the Internet URL: <https://www.amazon.com/dp/B0BGL55C4F/> (Year: 2022).*

(51) **LOC (14) Cl.** **06-13**

(52) **U.S. Cl.**
USPC **D6/601; D6/604**

Liipoo Heated Neck Stretcher, Amazon Product Page. Date First Available: Sep. 2, 2022. Date Accessed: Jan. 25, 2023. Available on the Internet URL: <https://www.amazon.com/Liipoo-Stretcher-Pillowcase-Chiropractic-Alignment/dp/B0BCWVG3TC/> (Year: 2022).*

(58) **Field of Classification Search**

USPC D6/595, 596, 597, 601, 604; D24/183, D24/191

CPC A47G 9/00; A47G 9/10; A47G 9/1027; A47G 9/1072; A47G 9/1081; A47G 9/109; A47G 2009/1018; A47C 20/027

See application file for complete search history.

* cited by examiner

Primary Examiner — S. Bryan Reinholdt, Jr.

Assistant Examiner — Julia S Folkart

(56) **References Cited**

(57) **CLAIM**

The ornamental design for a cervical pillow, as shown and described.

U.S. PATENT DOCUMENTS

DESCRIPTION

D293,755 S	1/1988	Murphy	
D447,805 S	9/2001	Siegal	
D763,601 S *	8/2016	Hill	D6/601
D903,376 S *	12/2020	Fu	D6/601
D930,400 S	9/2021	Betham	
D931,465 S	9/2021	Li	
D943,306 S *	2/2022	Mi	D6/601
D944,568 S *	3/2022	Peng	D6/601
D953,069 S *	5/2022	Long	D6/601
D959,875 S	8/2022	Zhang	
D959,876 S	8/2022	Zhang	
D970,735 S *	11/2022	Chen	D6/601
D970,925 S *	11/2022	Chen	D6/601
D972,148 S *	12/2022	Peng	D24/191
D973,207 S	12/2022	Zhang	

FIG. 1 is a front, right, and top perspective view of a cervical pillow, showing my new design;

FIG. 2 is a front elevational view thereof;

FIG. 3 is a rear elevational view thereof;

FIG. 4 is a left elevational view thereof;

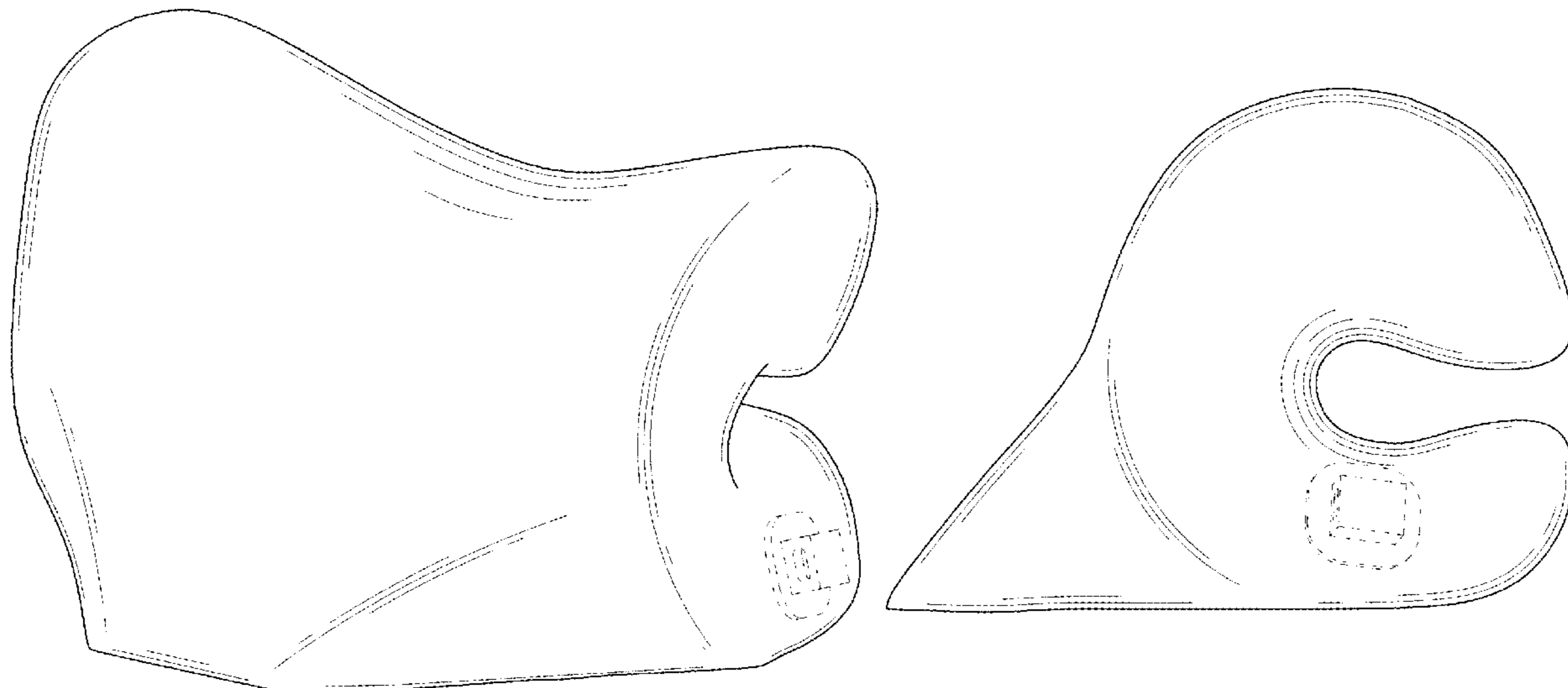
FIG. 5 is a right elevational view thereof;

FIG. 6 is a top plan view thereof; and,

FIG. 7 is a bottom plan view thereof.

The broken lines depict portions of the cervical pillow that form no part of the claimed design.

1 Claim, 7 Drawing Sheets



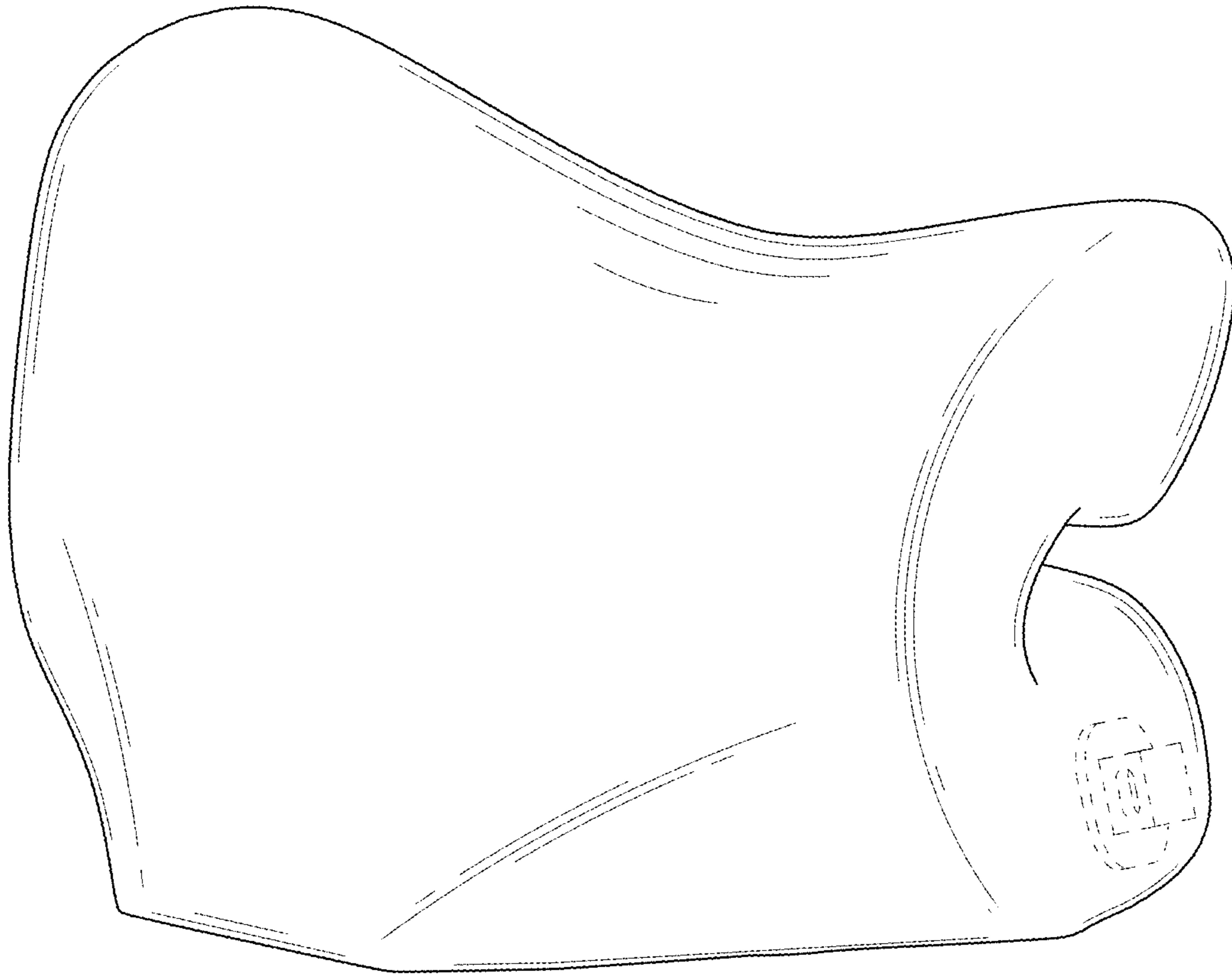


FIG. 1

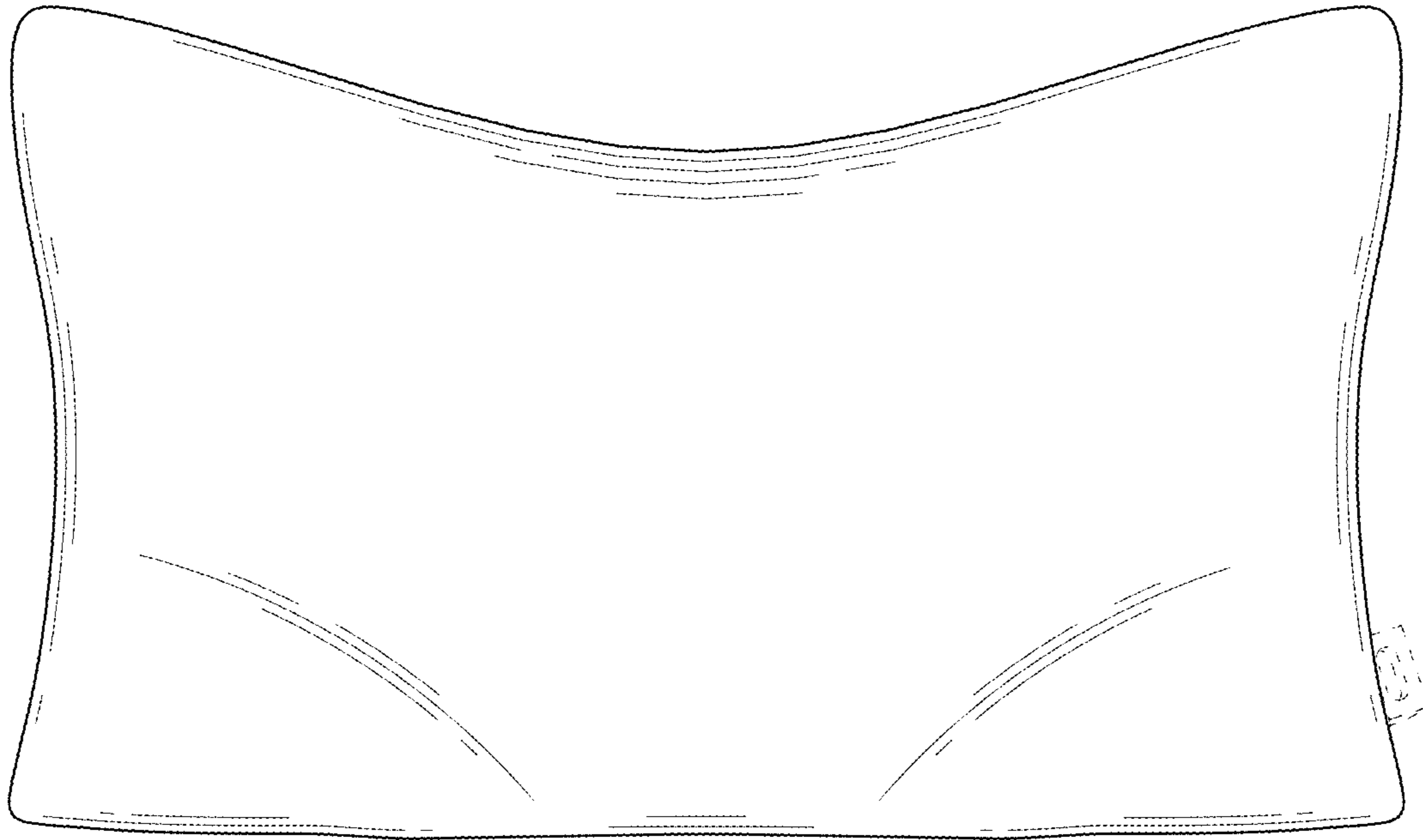


FIG.2

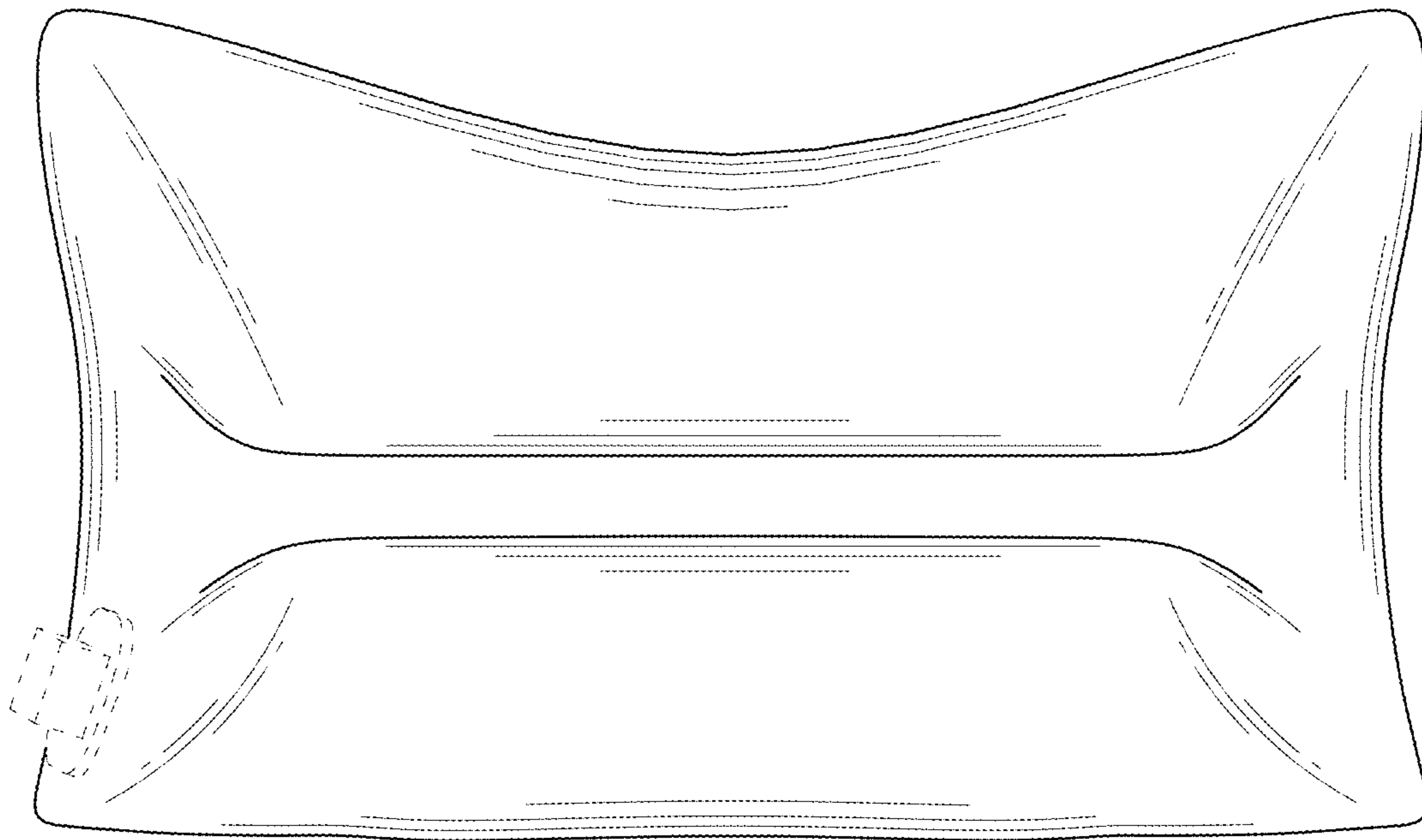


FIG. 3

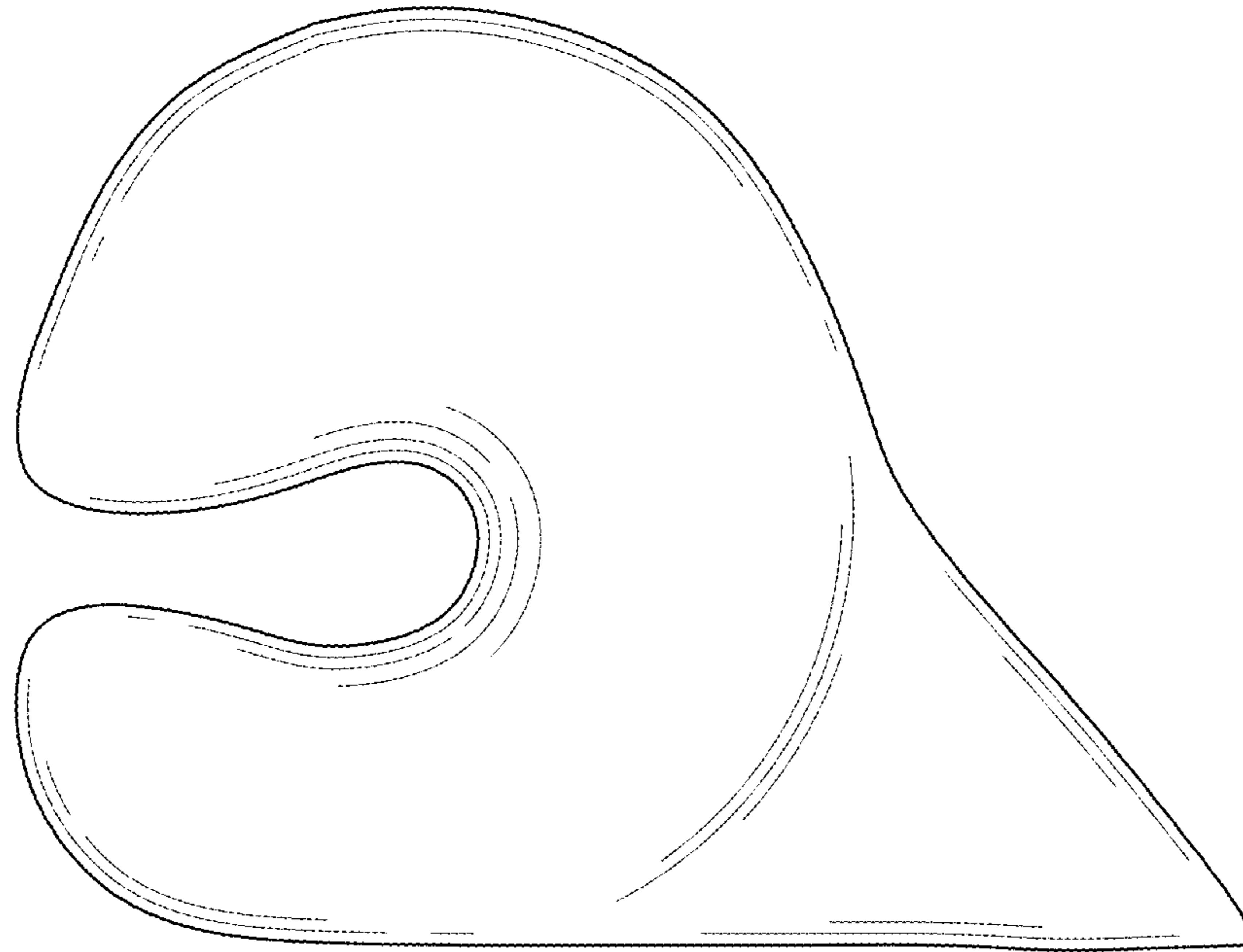


FIG.4

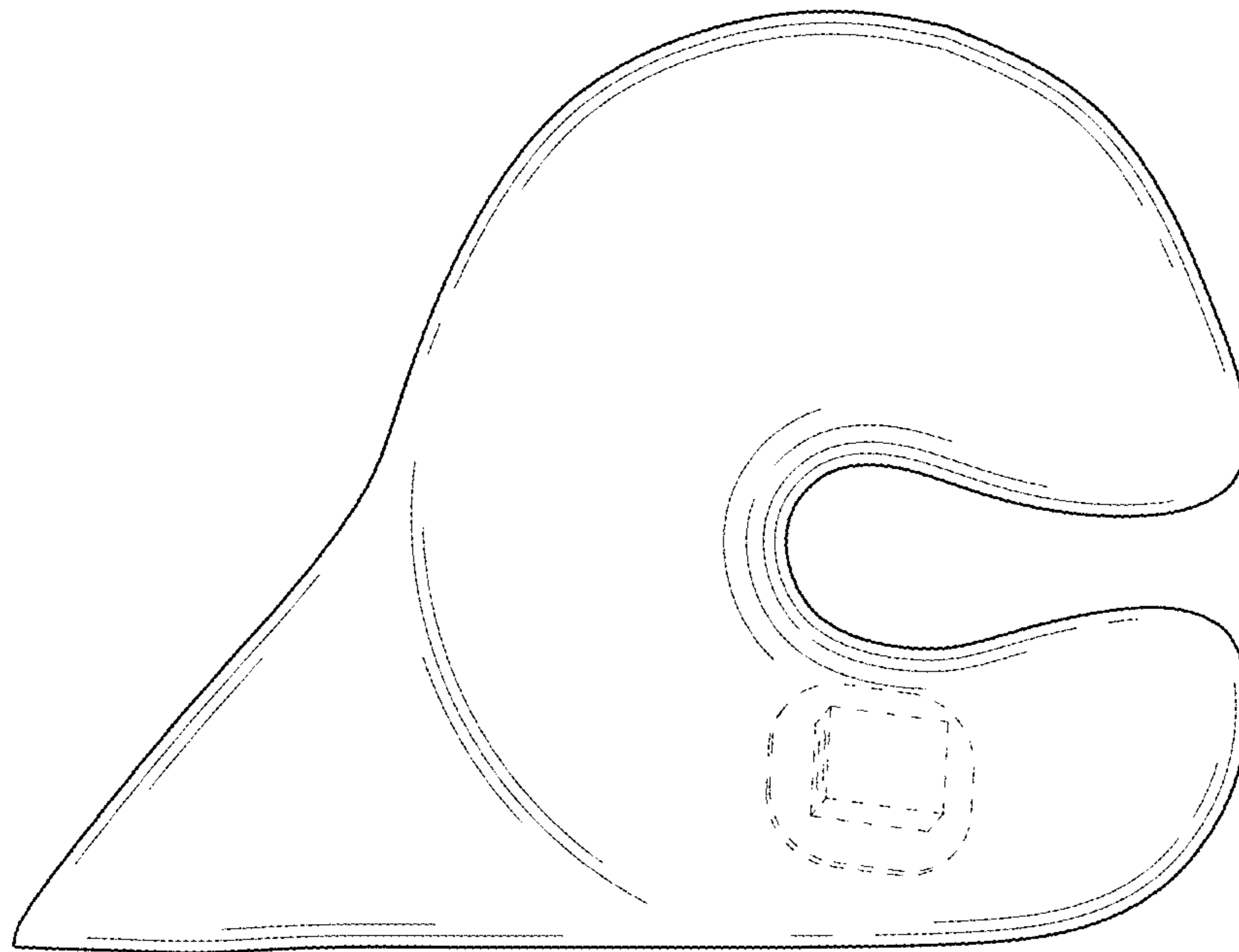


FIG.5




FIG.6

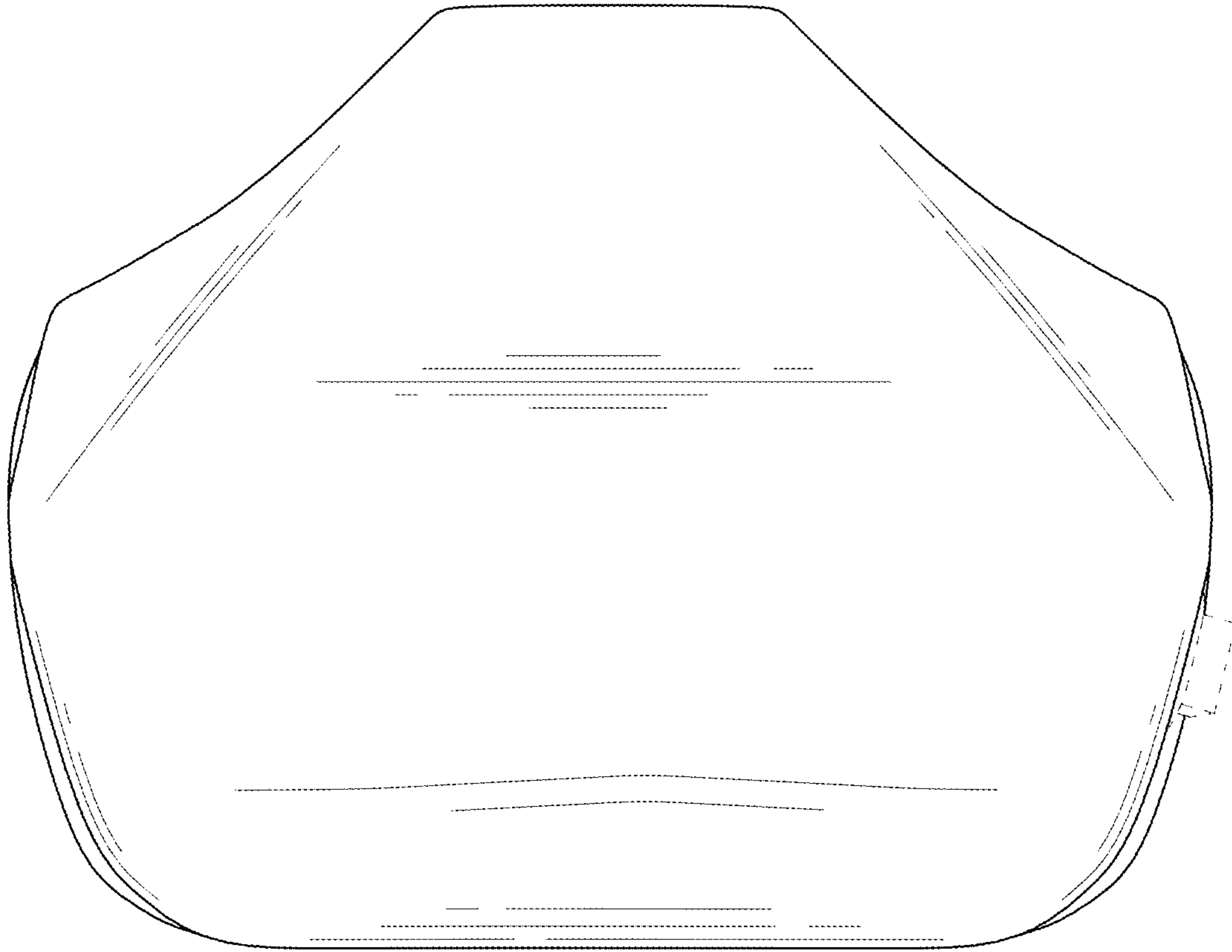


FIG. 7