



US00D983565S

(12) **United States Design Patent**
Guo

(10) **Patent No.:** **US D983,565 S**
(45) **Date of Patent:** **** Apr. 18, 2023**

(54) **CUSHION**

(71) Applicant: **Feng Guo**, Lvliang (CN)

(72) Inventor: **Feng Guo**, Lvliang (CN)

(**) Term: **15 Years**

(21) Appl. No.: **29/850,364**

(22) Filed: **Aug. 19, 2022**

(51) **LOC (14) Cl.** **06-13**

(52) **U.S. Cl.**
USPC **D6/601**

(58) **Field of Classification Search**
USPC D6/595-601, 604, 606; D21/803-809;
D24/180, 183, 190
CPC .. A45F 4/06; A47C 17/64; A47C 7/18; A47C
7/021; A47C 20/00; A47C 20/021; A47C
21/06; A47C 27/00; A47C 27/14; A47D
15/001; A47D 15/008; A47G 9/00; A47G
2009/001; A47G 2009/002; A47G
2009/003; A47G 9/10; A47G 9/1009;
A47G 9/1027; A47G 9/1045; A47G
9/1054; A47G 9/1063; A47G 9/1072;
A47G 9/1081; A47G 9/109

See application file for complete search history.

(56) **References Cited**

U.S. PATENT DOCUMENTS

D284,139 S * 6/1986 Ko 5/630
D635,213 S * 3/2011 Hunter D21/769
8,205,286 B1 * 6/2012 Diaz A47C 20/026
5/652
D750,397 S * 3/2016 Werner D6/601
D815,860 S * 4/2018 Krishtul D6/601
D890,441 S 7/2020 Dettler
D896,456 S 9/2020 Doucette, Jr. et al.
D911,661 S * 2/2021 Parrish D34/35
D913,012 S * 3/2021 Krishtul D6/601
2007/0089240 A1 * 4/2007 Dazzi A47G 9/1054
5/632
2019/0374810 A1 * 12/2019 Liu A63B 71/0054
2021/0127842 A1 * 5/2021 Cai A47C 7/746

FOREIGN PATENT DOCUMENTS

CN 301095198 * 12/2009
JP D1329853 * 5/2008
JP D1730932 * 11/2022

OTHER PUBLICATIONS

Cushy Tushy Foldable Sit Bone Seat, product availability Jul. 19, 2022 [online], picture review Jul. 6, 2022 [online], [site visited Jan. 18, 2023]:URL:<https://www.amazon.com/gp/product/B0B72DKNSV/ref=ox_sc_act_image_2?smid=AZX8XZITOFNVZ&th=1> (Year: 2022).*

Cushy Tushy Premium Foldable Piriformis Cushion, product availability Nov. 14, 2019 [online], picture review Jul. 6, 2022 [online], [site visited Jan. 18, 2023]:URL:<https://www.amazon.com/gp/product/B08ZJW1QHL/ref=ox_sc_act_image_1?smid=AZX8XZITOFNVZ&th=1>(Year: 2019).*

* cited by examiner

Primary Examiner — Bao-Yen T Nguyen
Assistant Examiner — Loryn K. LeBlanc


(57) **CLAIM**

The ornamental design for a cushion, as shown and described.

DESCRIPTION

FIG. 1 is a perspective view of a cushion showing my new design;
FIG. 2 is another perspective view thereof;
FIG. 3 is a front elevational view thereof;
FIG. 4 is a rear elevational view thereof;
FIG. 5 is a left side elevational view thereof;
FIG. 6 is a right side elevational view thereof;
FIG. 7 is a top plan view thereof; and,
FIG. 8 is a bottom plan view thereof.

1 Claim, 8 Drawing Sheets



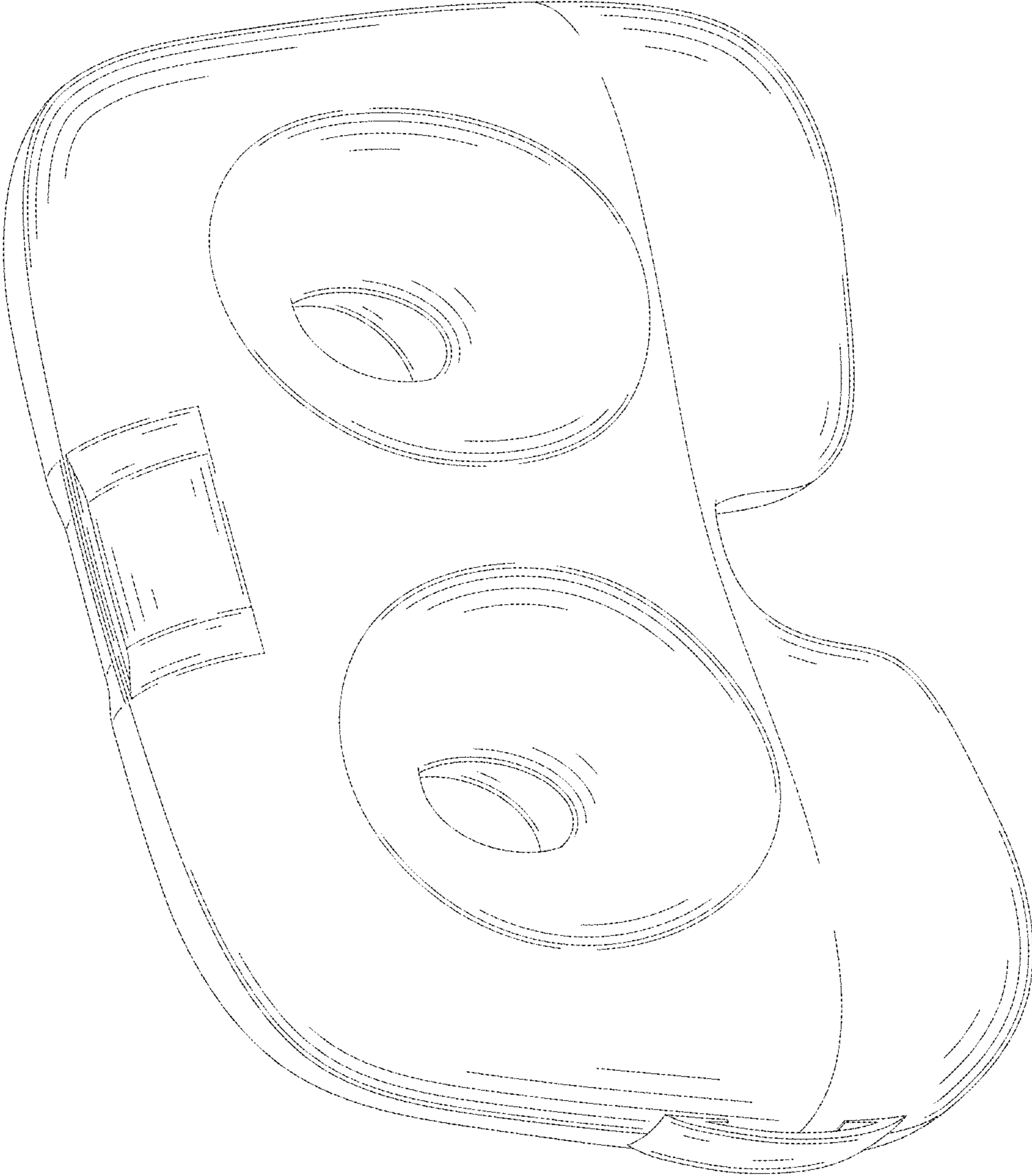


FIG. 1




FIG. 2

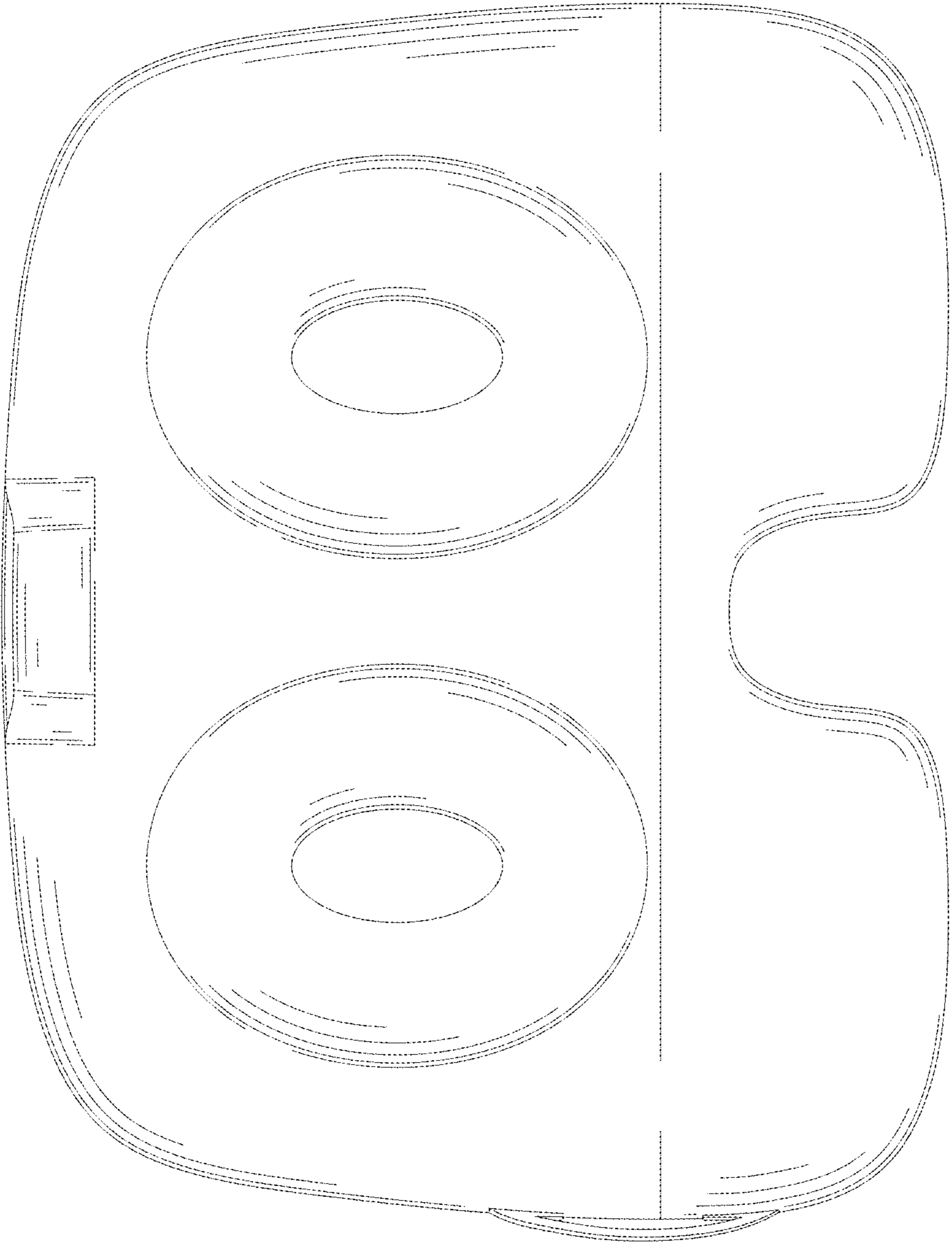


FIG. 3

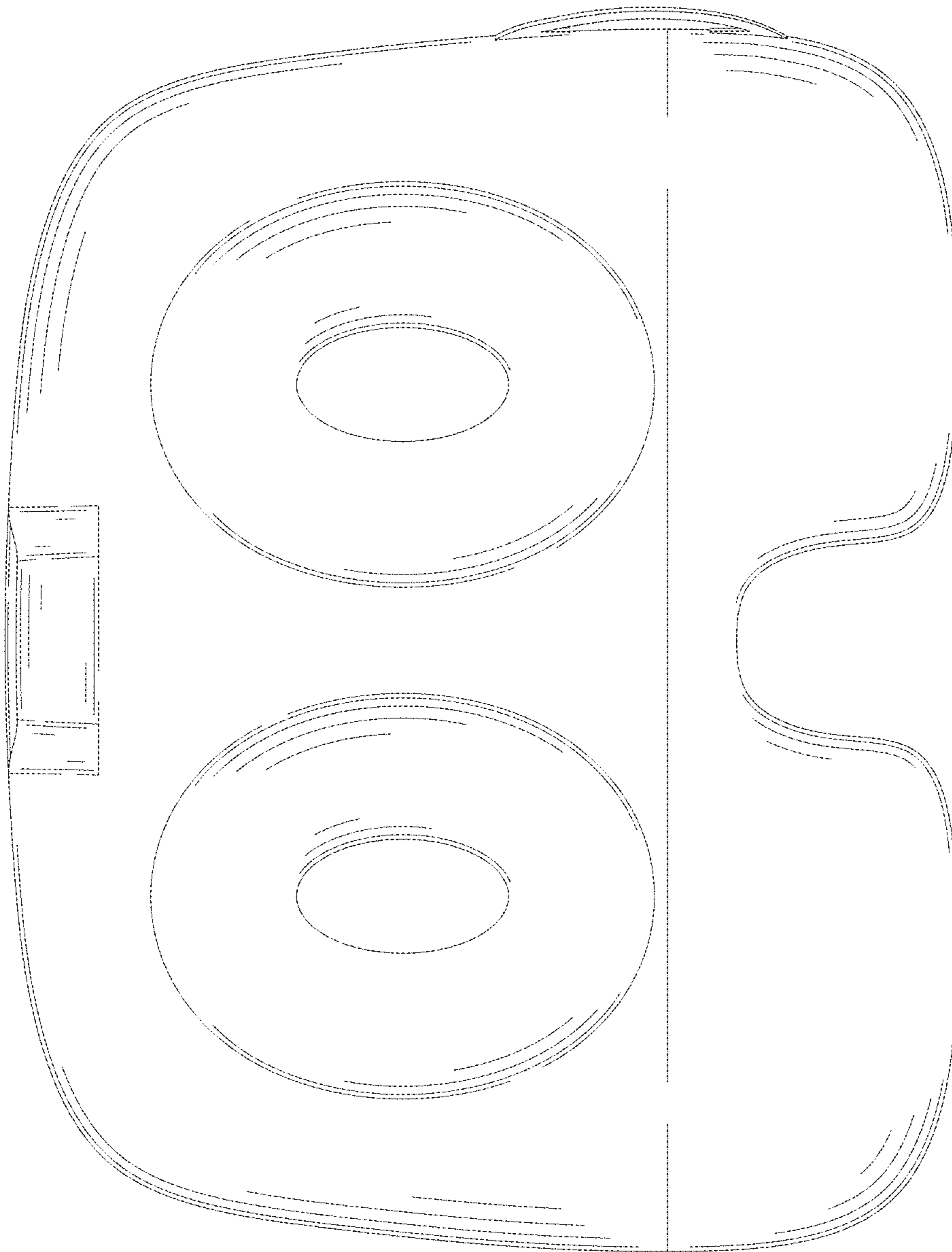


FIG. 4

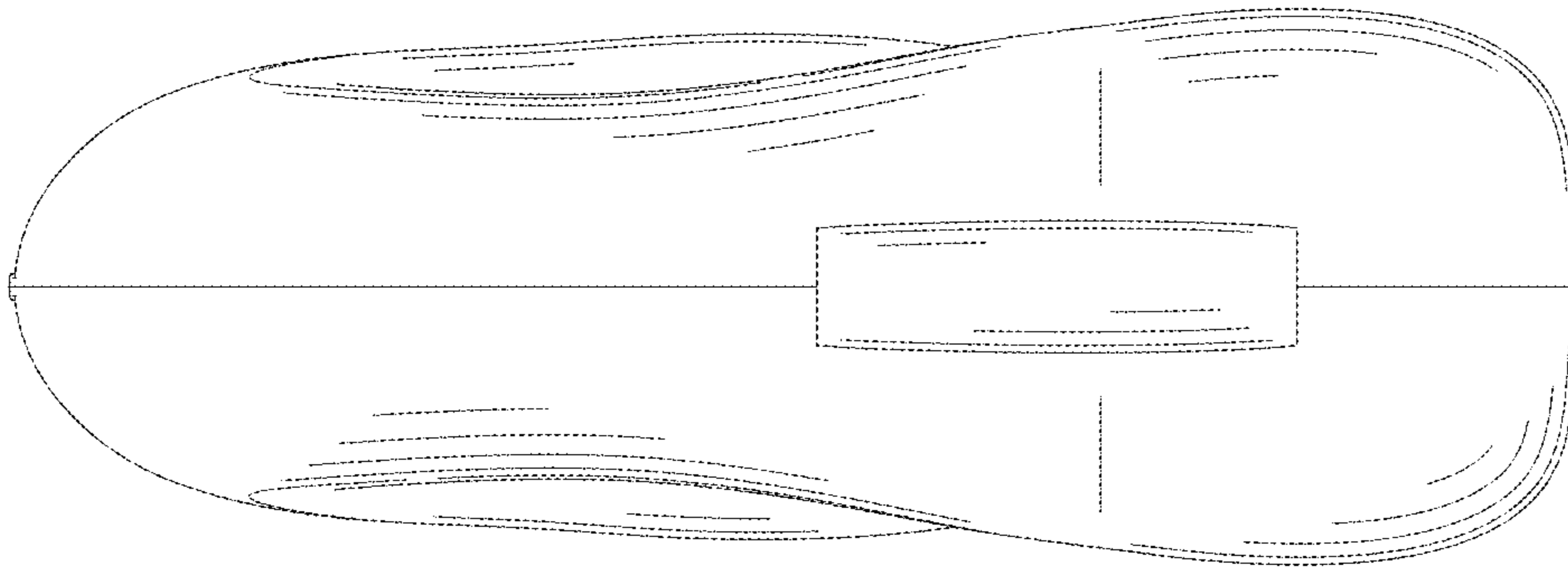


FIG. 5

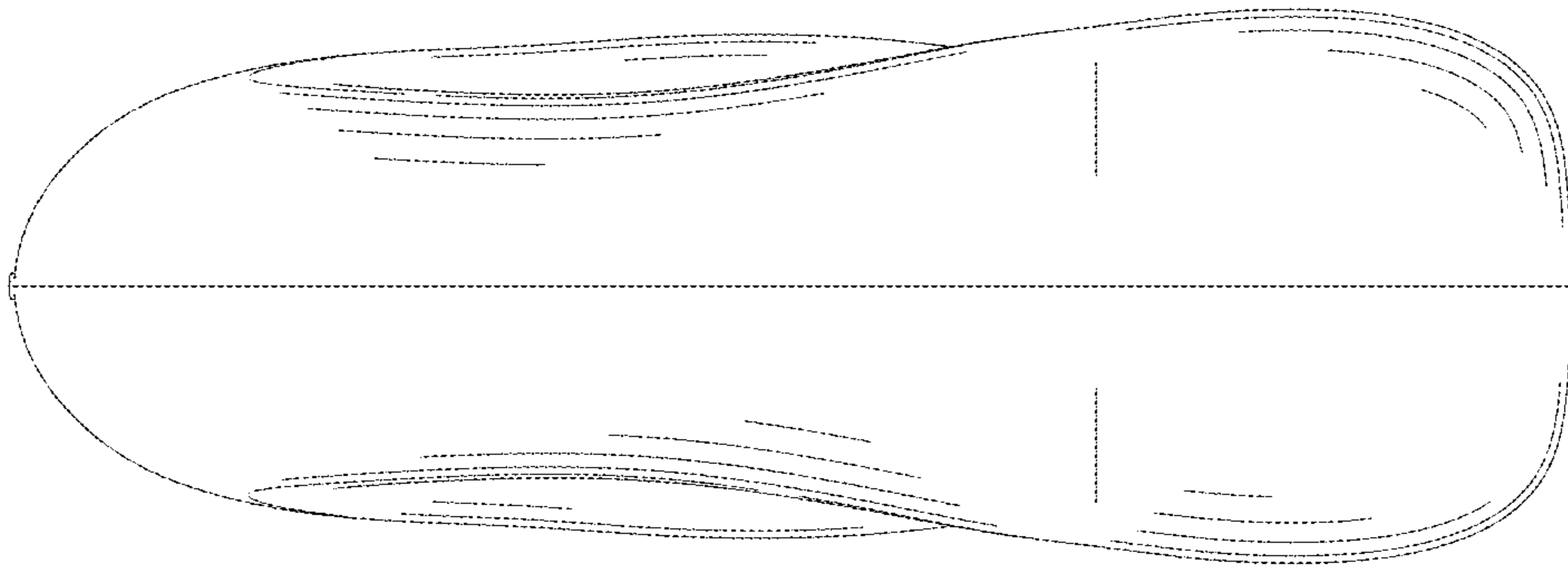


FIG. 6

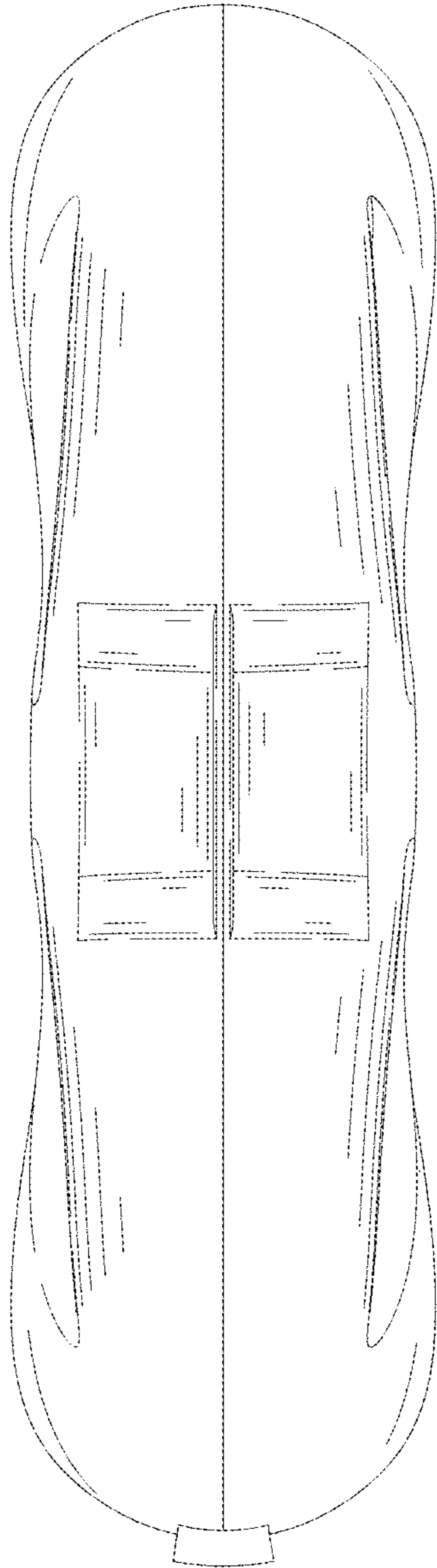


FIG. 7

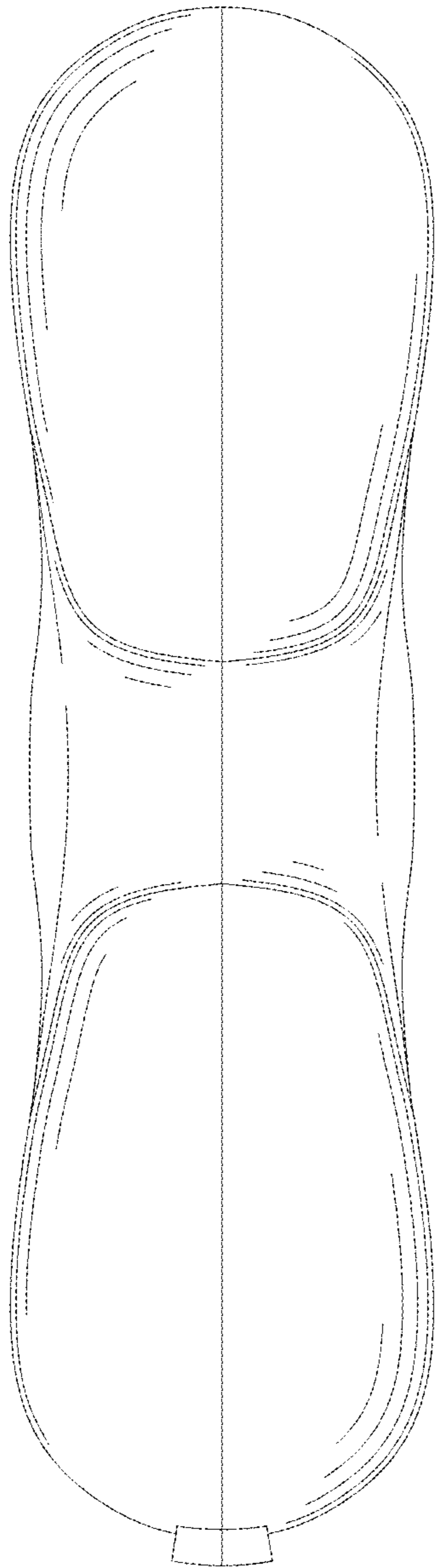


FIG. 8