



US00D983549S

(12) **United States Design Patent**
Halstrøm

(10) **Patent No.:** **US D983,549 S**

(45) **Date of Patent:** **** Apr. 18, 2023**

- (54) **CHAIR**
- (71) Applicant: **MILLERKNOLL, INC.**, Zeeland, MI (US)
- (72) Inventor: **Chris Liljenberg Halstrøm**, Copenhagen (DK)
- (73) Assignee: **MillerKnoll, Inc.**, Zeeland, MI (US)
- (**) Term: **15 Years**
- (21) Appl. No.: **29/726,334**
- (22) Filed: **Mar. 2, 2020**
- (51) **LOC (14) Cl.** **06-01**
- (52) **U.S. Cl.**
USPC **D6/375**
- (58) **Field of Classification Search**
USPC D6/333, 334, 341, 348, 349, 350, 352, D6/353, 360, 364, 369, 370, 371, 373, D6/374, 375, 376, 377, 379, 380, 390, D6/677, 692, 700, 708, 708.16, 716; D16/237; D21/412, 419, 521
CPC A47C 1/124; A47C 3/34; A47C 4/028; A47C 4/02; A47C 5/12; A47C 5/125; A47C 7/506; A47C 9/007; A47C 13/005; A47C 13/023; A47C 31/113; A47C 31/02; A47C 5/06; A47C 5/08; B60R 2/0284; B60R 2/062; B60R 22/001; B60R 22/24; B60R 22/28; B60R 22/58; B60R 22/64; B60R 22/68; B60R 22/80; B60R 22/99; B60R 22/245; B60R 22/643; B60R 22/646; B60R 22/665; B60R 22/686; B60R 22/688; B60R 22/803; B60R 22/986; B60R 22/914; B60R 22/995
See application file for complete search history.

- 2,470,113 A * 5/1949 Sebel A47C 3/04 297/239
- 3,471,200 A * 10/1969 Morrison A47C 7/16 297/DIG. 3
- D223,193 S * 3/1972 Chang D6/375
- 3,695,702 A * 10/1972 Ingellis A47C 4/02 297/440.11
- D374,992 S * 10/1996 Burdick D6/334
- D378,253 S * 3/1997 Frinier D6/375
- D456,187 S * 4/2002 Lin D6/366
- D459,101 S * 6/2002 Pluer D6/375
- D462,536 S * 9/2002 Levy D6/375
- D463,149 S * 9/2002 Levy D6/375
- D534,366 S * 1/2007 Grosfillex D6/374
- D634,132 S * 3/2011 Schultz D6/375
- D788,482 S * 6/2017 Maxwell D6/375
- D898,398 S * 10/2020 Rubio D6/371

* cited by examiner

Primary Examiner — Kevin K Rudzinski

Assistant Examiner — Paul D Bohannon

(74) *Attorney, Agent, or Firm* — Michael Best & Friedrich LLP

(57) **CLAIM**

The ornamental design for a chair, as shown and described.

DESCRIPTION

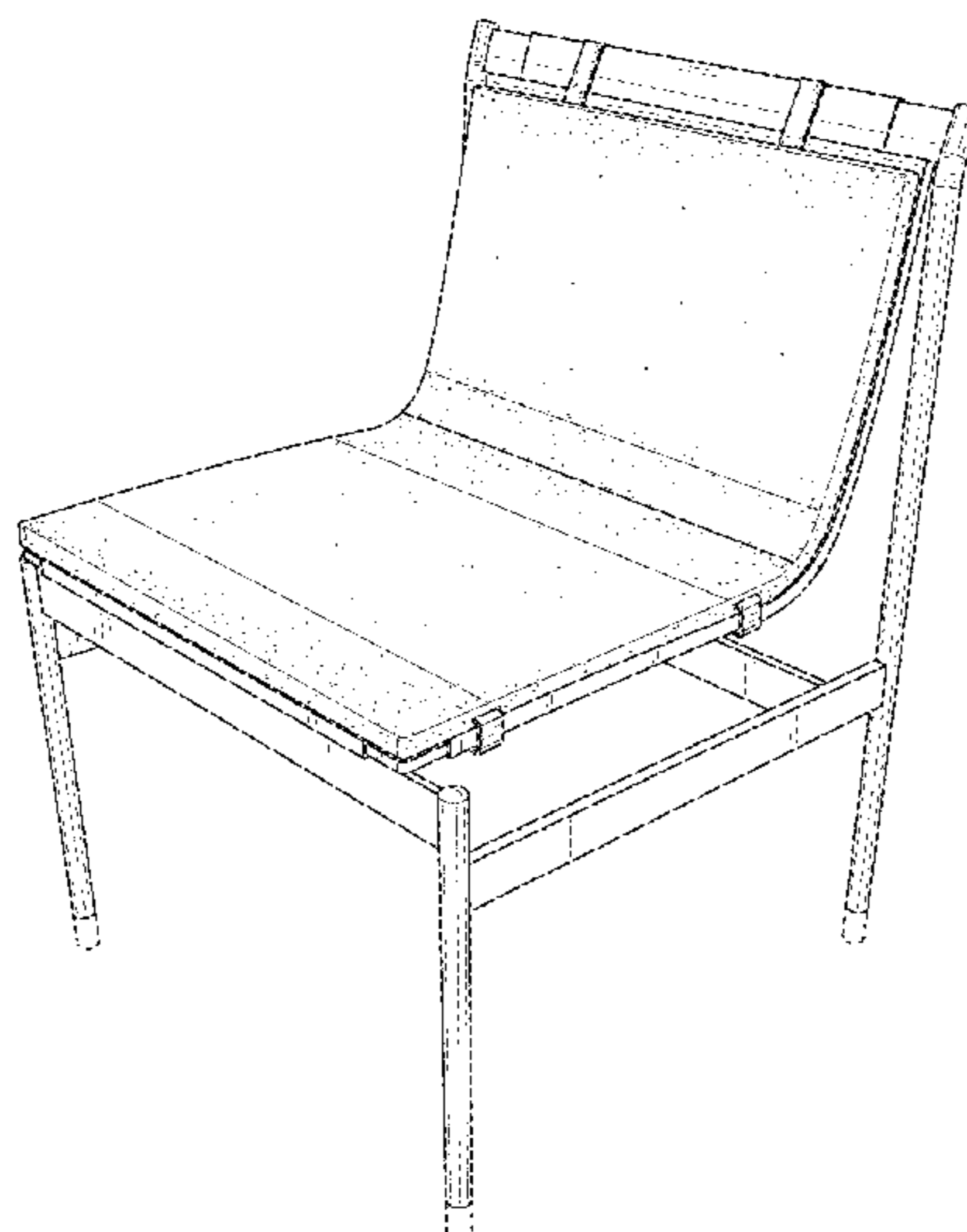
FIG. 1 is a perspective view of a chair according to the present invention;
 FIG. 2 is a front view of the chair of FIG. 1.
 FIG. 3 is a rear view of the chair of FIG. 1.
 FIG. 4 is a first side view of the chair of FIG. 1.
 FIG. 5 is a second side view of the chair of FIG. 1; and,
 FIG. 6 is a top view of the chair of FIG. 1.
 The broken lines shown in the drawings illustrate portions of the chair that form no part of the claimed design.

1 Claim, 6 Drawing Sheets

(56) **References Cited**

U.S. PATENT DOCUMENTS

- 2,425,884 A * 8/1947 Janssen A47C 1/024 297/411.42
- 2,439,690 A * 4/1948 Lippenberger A47C 5/14 297/451.3



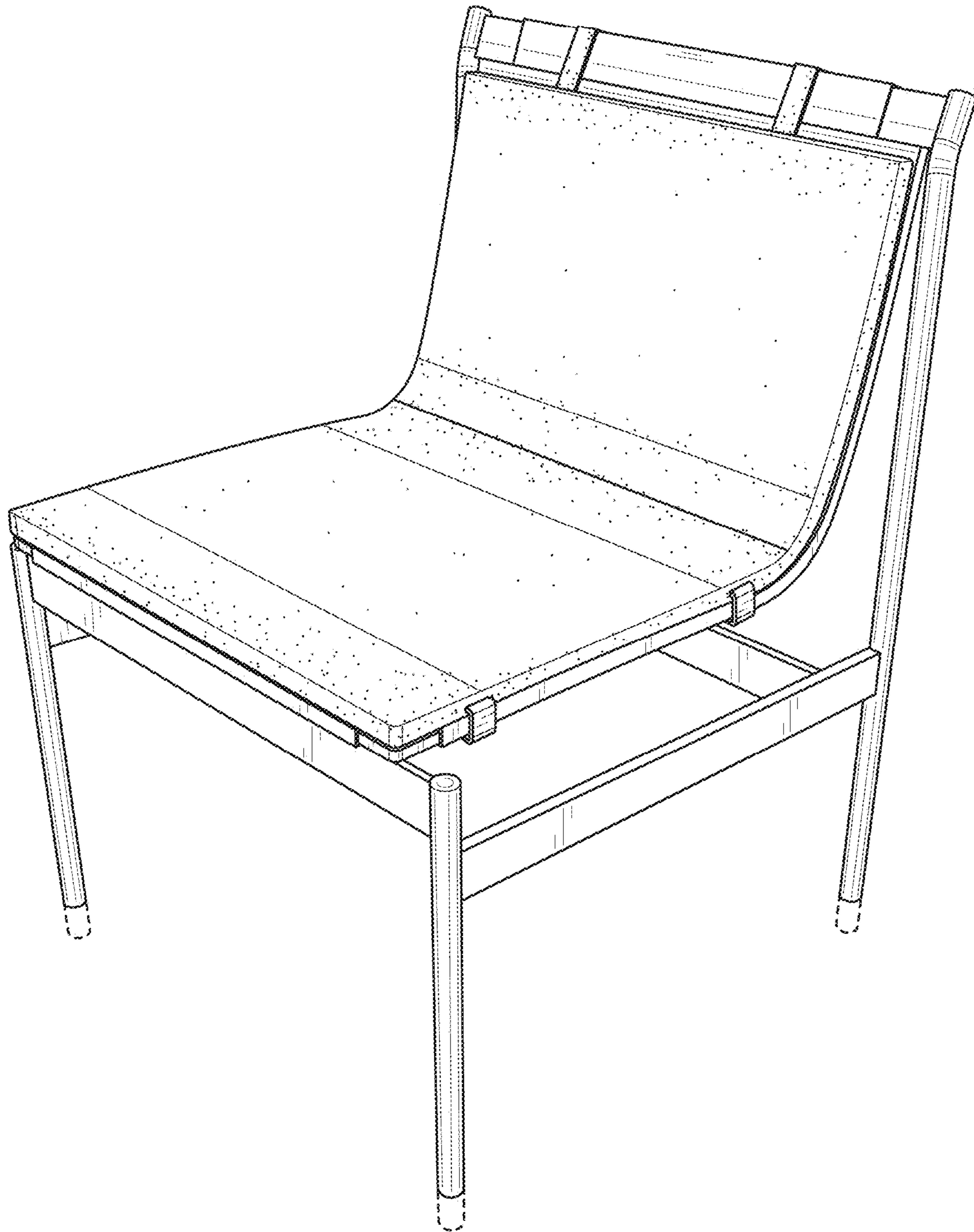


FIG. 1

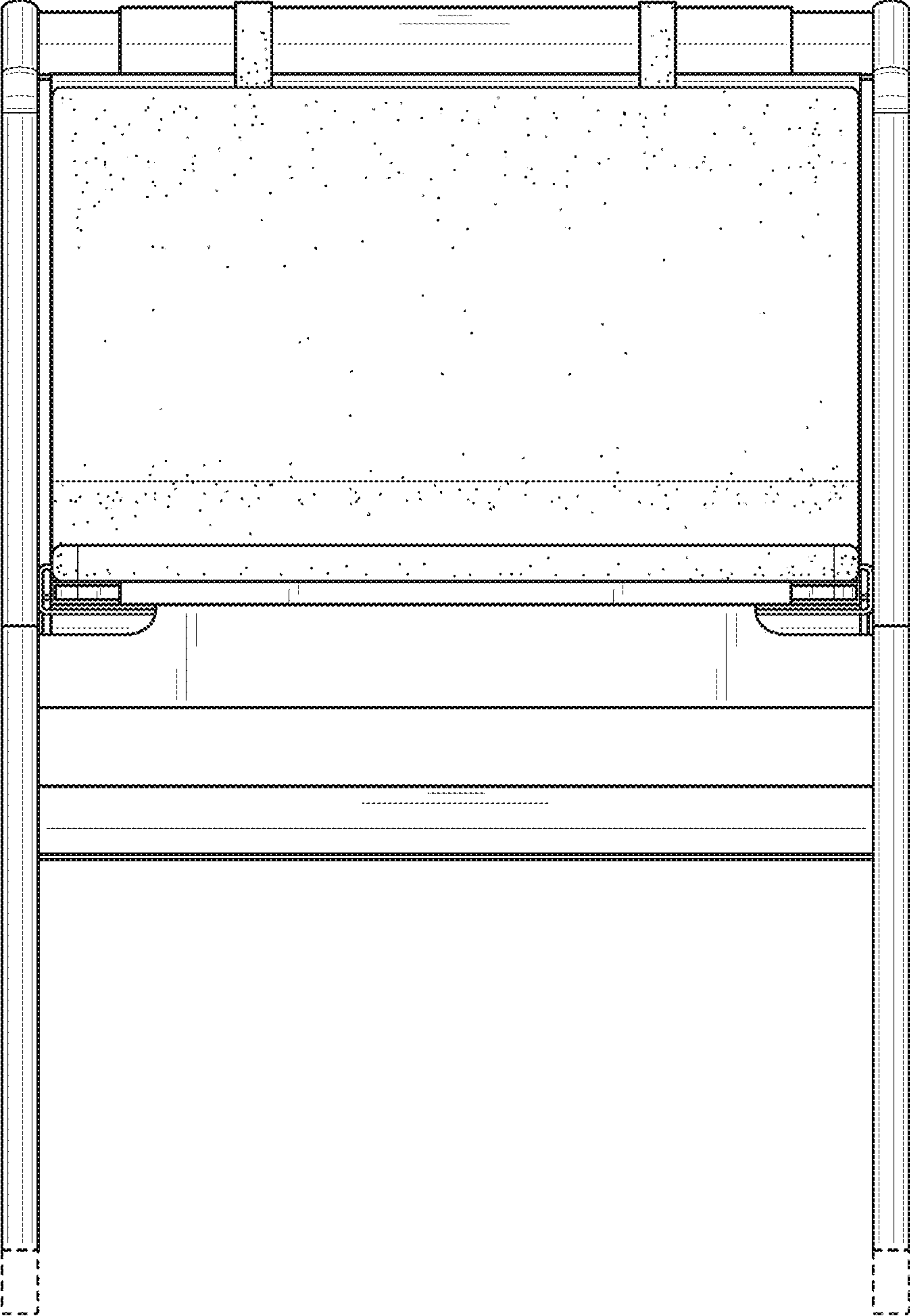


FIG. 2

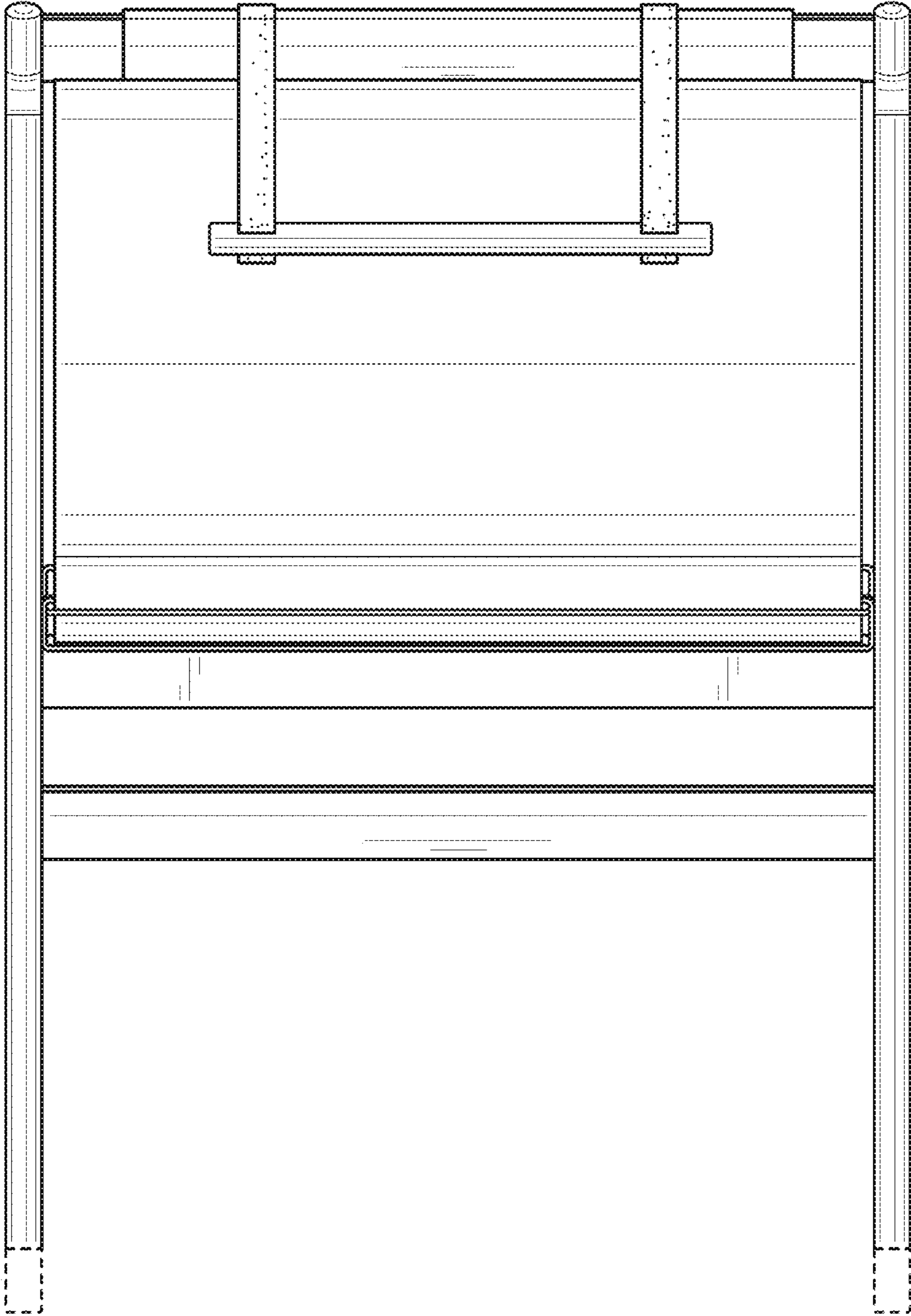


FIG. 3

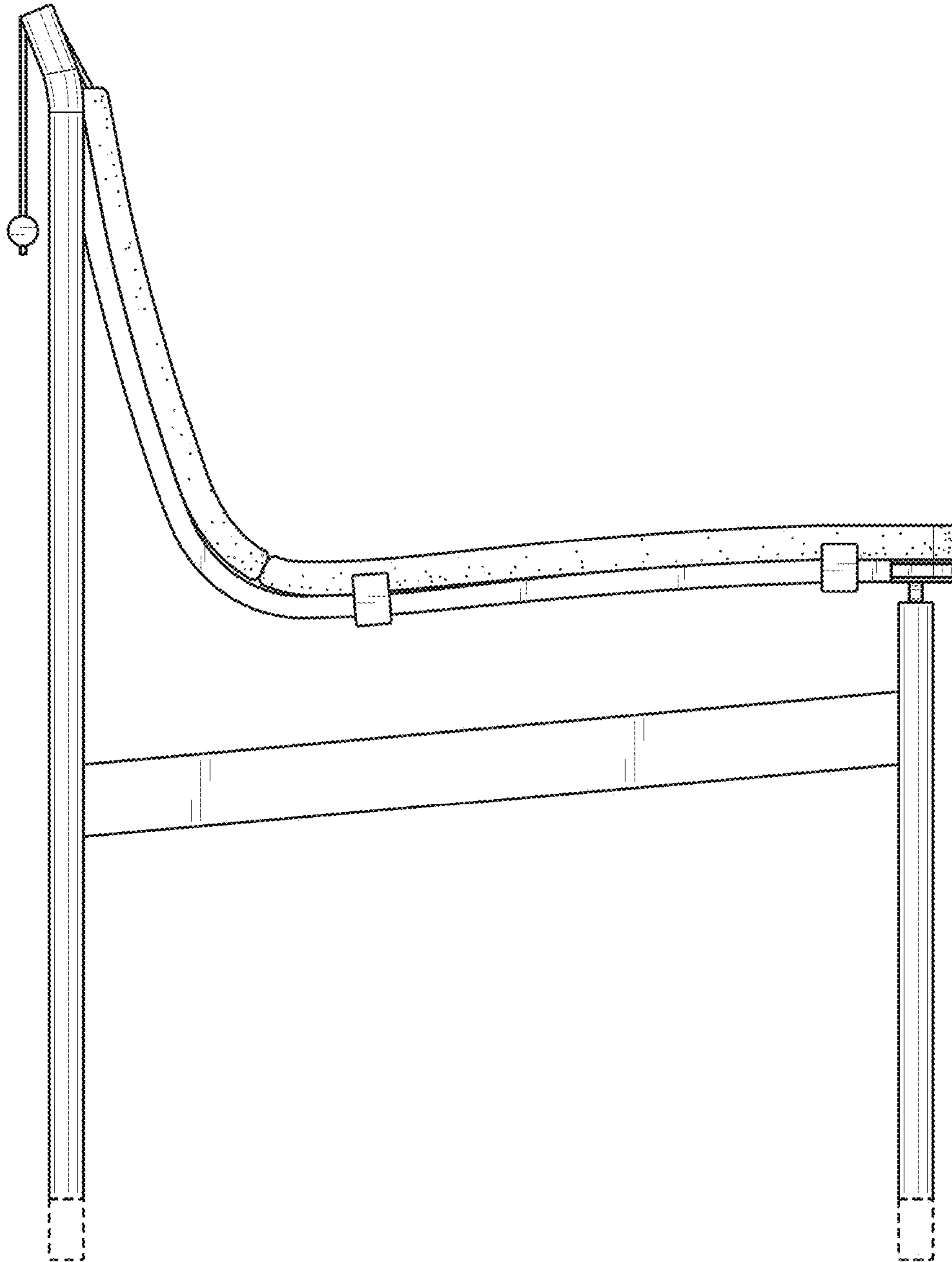


FIG. 4

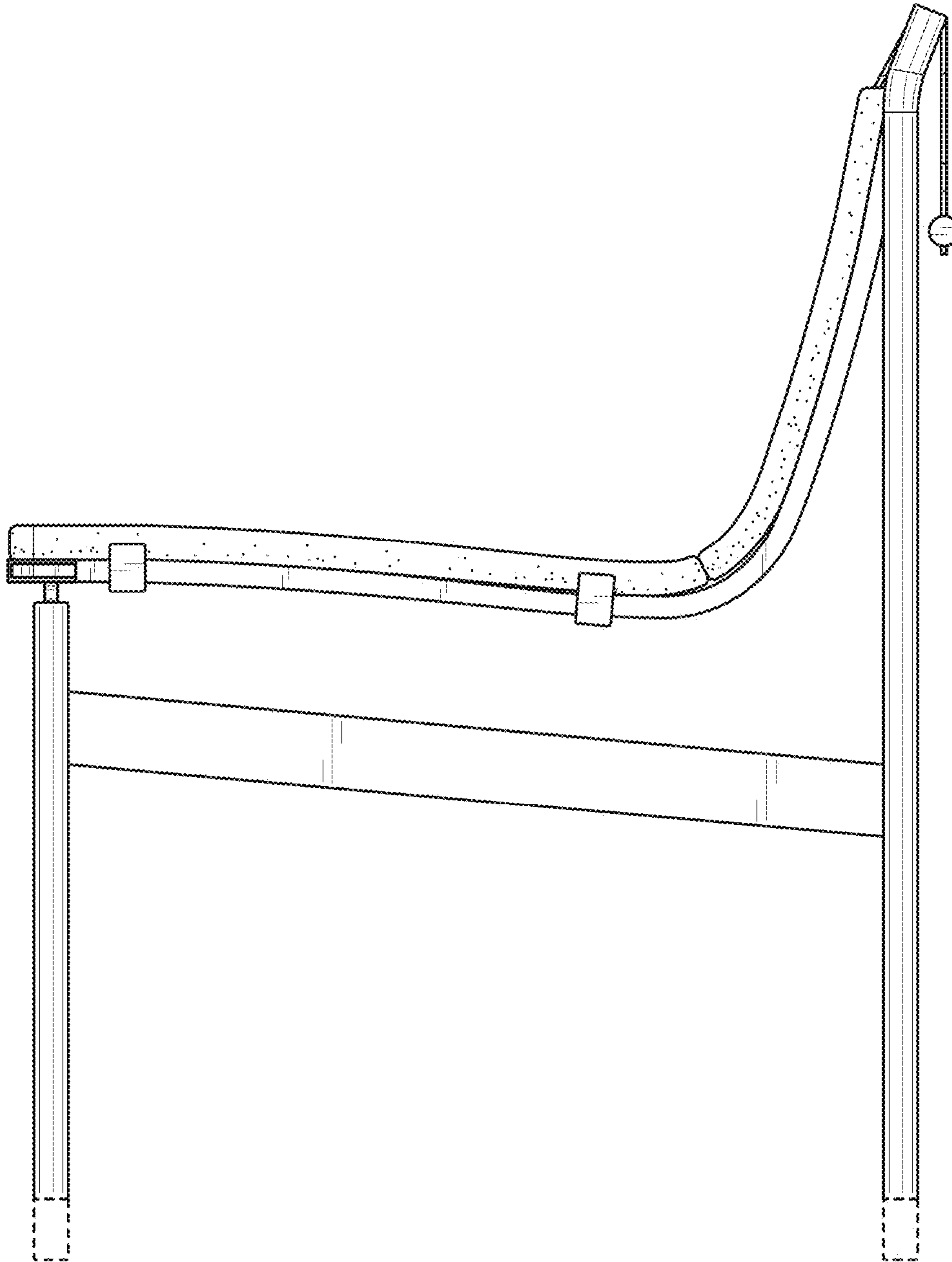


FIG. 5

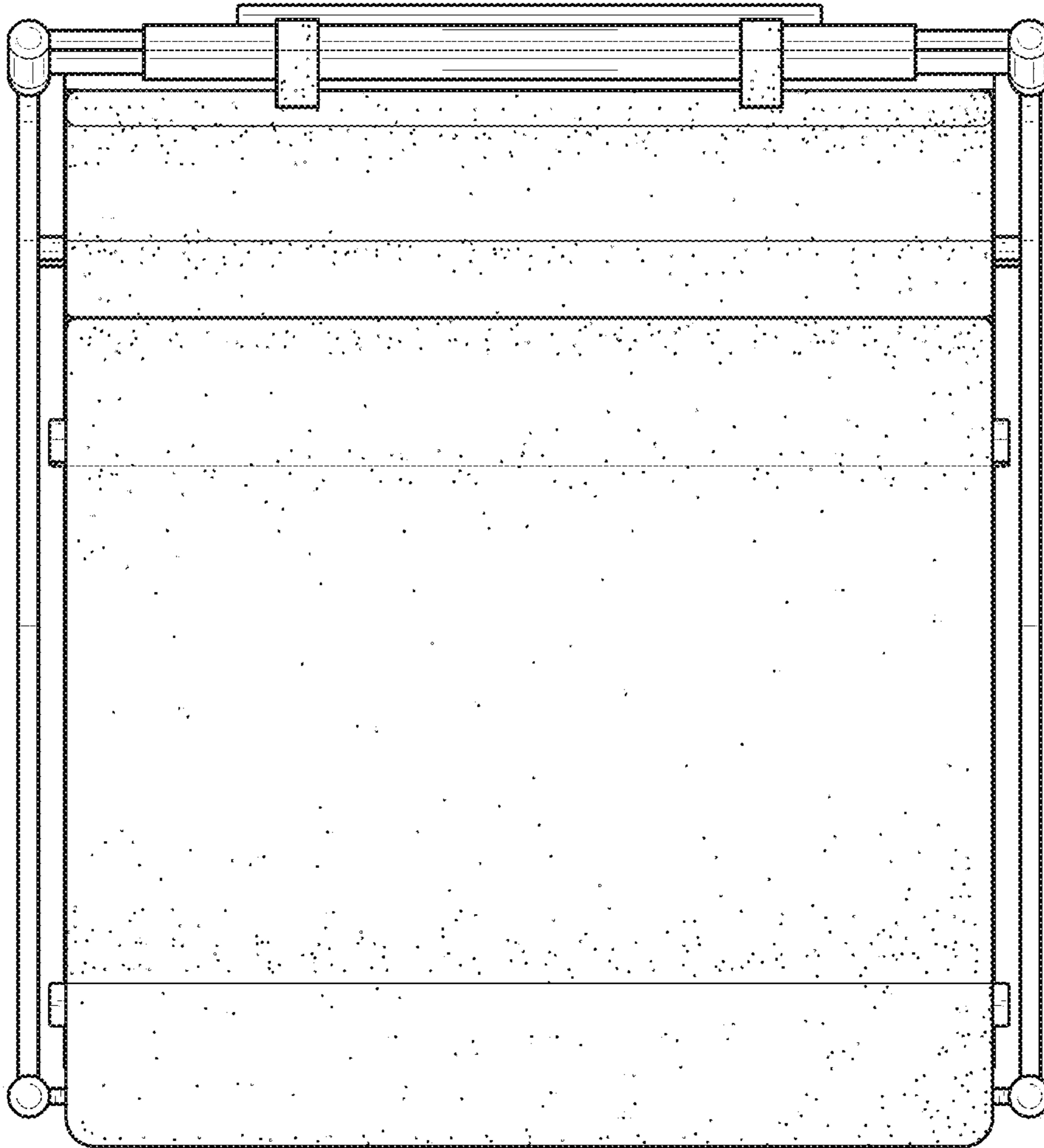


FIG. 6