



US00D983545S

(12) **United States Design Patent**
Chen

(10) **Patent No.:** **US D983,545 S**
(45) **Date of Patent:** **** Apr. 18, 2023**

- (54) **RATTAN SOFA**
- (71) Applicant: **Sophia & William Brands Co. LTD,**
Nanjing (CN)
- (72) Inventor: **Meidi Chen,** Nanjing (CN)
- (73) Assignee: **SOPHIA & WILLIAM BRANDS CO.**
LTD, Nanjing (CN)
- (**) Term: **15 Years**
- (21) Appl. No.: **29/780,157**
- (22) Filed: **Apr. 22, 2021**
- (30) **Foreign Application Priority Data**

Apr. 1, 2021 (CN) 202130181760.8

- (51) **LOC (14) Cl.** **06-01**
- (52) **U.S. Cl.**
USPC **D6/369**
- (58) **Field of Classification Search**
USPC D6/369, 375, 377, 379, 380, 716.4, 332,
D6/334, 335, 364, 358, 363, 371, 643,
D6/643.1, 644, 366, 374, 716, 357, 381;
D12/345; D25/138
CPC A47B 91/04; A47C 1/143; A47C 3/00;
A47C 3/023; A47C 3/12; A47C 4/02;
A47C 5/12; A47C 7/002; A47C 7/46;
A47C 7/66; A47C 9/005; A47C 9/025;
Y10S 297/02
See application file for complete search history.

(56) **References Cited**
U.S. PATENT DOCUMENTS

D525,799 S * 8/2006 Lowsky D6/370
D526,138 S * 8/2006 Rech D6/379

D557,919 S * 12/2007 Rech D6/369
D572,494 S * 7/2008 Lowsky D6/370
D582,172 S * 12/2008 Vallet D6/369
D583,162 S * 12/2008 Vallet D6/369
D655,525 S * 3/2012 Pedersen D6/370
D660,036 S * 5/2012 Grotta D6/370
D681,360 S * 5/2013 Hartman D6/369
D720,941 S * 1/2015 Mila Valcarcel D6/370
9,759,248 B1 * 9/2017 Wu A47C 5/043
D927,875 S * 8/2021 Xiao D6/369
D931,001 S * 9/2021 Qin D6/369
D936,988 S * 11/2021 Kong D6/369
D937,598 S * 12/2021 Qin D6/371
D968,115 S * 11/2022 Chen D6/379
2005/0146193 A1 * 7/2005 Shieh A47C 31/023
297/440.11
2007/0018495 A1 * 1/2007 Xiang A47C 31/02
297/452.59
2019/0335915 A1 * 11/2019 Wang A47C 7/28
2020/0187657 A1 * 6/2020 Rogers A47C 1/14

* cited by examiner

Primary Examiner — Kevin K Rudzinski
Assistant Examiner — Paul D Bohannon
(74) *Attorney, Agent, or Firm* — Chun-Ming Shih;
Lanway IPR Services

(57) **CLAIM**

The ornamental design for a rattan sofa, as shown and described.

DESCRIPTION

FIG. 1 is a perspective view of a rattan sofa showing the new design;
FIG. 2 is a front view thereof;
FIG. 3 is a rear view thereof;
FIG. 4 is a left side elevational view thereof; and,
FIG. 5 is a right side elevational view thereof.

1 Claim, 5 Drawing Sheets





FIG. 1




FIG. 2




FIG. 3




FIG. 4




FIG. 5