



US00D983524S

(12) **United States Design Patent** (10) **Patent No.:** **US D983,524 S**
Schmid (45) **Date of Patent:** **** Apr. 18, 2023**

(54) **LIFTER PLATE**

D765,409 S * 9/2016 Reinhart D3/318
D781,148 S * 3/2017 Kemp D9/756
2018/0251260 A1* 9/2018 Hassell B65D 21/046

(71) Applicant: **MONOFLO INTERNATIONAL, INC.**, Winchester, VA (US)

FOREIGN PATENT DOCUMENTS

(72) Inventor: **Tillman Schmid**, Stephens City, VA (US)

WO WO-D062190-001 * 1/2003

(73) Assignee: **MONOFLO INTERNATIONAL, INC.**, Winchester, VA (US)

OTHER PUBLICATIONS

(**) Term: **15 Years**

Bekuplast Tray, posted at bekuplast.com, first available 2022, retrieved on Jan. 5, 2023, online, <https://www.bekuplast.com/en/individual-solutions/trays-178/9662-1844/> (Year: 2022).*
Commercial Bread Rack, posted at zoro.com, first available 2022, retrieved on Jan. 5, 2023, online, <https://www.zoro.com/commercial-flat-wire-bread-rack-tray-8bkgp-301tray-red/i/G500529039/> (Year: 2022).*
Euro Norm Series, posted at youtube.com, first available Feb. 19, 2020, retrieved on Jan. 5, 2023, online, <https://www.youtube.com/watch?v=0SpXluNRknE> (Year: 2020).*

(21) Appl. No.: **29/794,575**

(22) Filed: **Jun. 14, 2021**

(51) **LOC (14) Cl.** **09-04**

(52) **U.S. Cl.**
USPC **D3/304**

(58) **Field of Classification Search**
USPC D3/201, 245, 246, 304-309, 315, 318, D3/319, 323, 328; D6/675, 683; D9/414, 424, 425, 427, 432, 452, 456
CPC B65D 85/00; B65D 85/34; B65D 11/00; B65D 11/20; B65D 1/00; B65D 1/22; B65D 1/243; B65D 71/0003; B65D 71/0007

See application file for complete search history.

* cited by examiner

Primary Examiner — Mary Shannon Malley
Assistant Examiner — Dustin Andrew Griffith
(74) *Attorney, Agent, or Firm* — Nixon & Vanderhye P.C.

(57) **CLAIM**

The ornamental design for a lifter plate, as shown and described.

DESCRIPTION

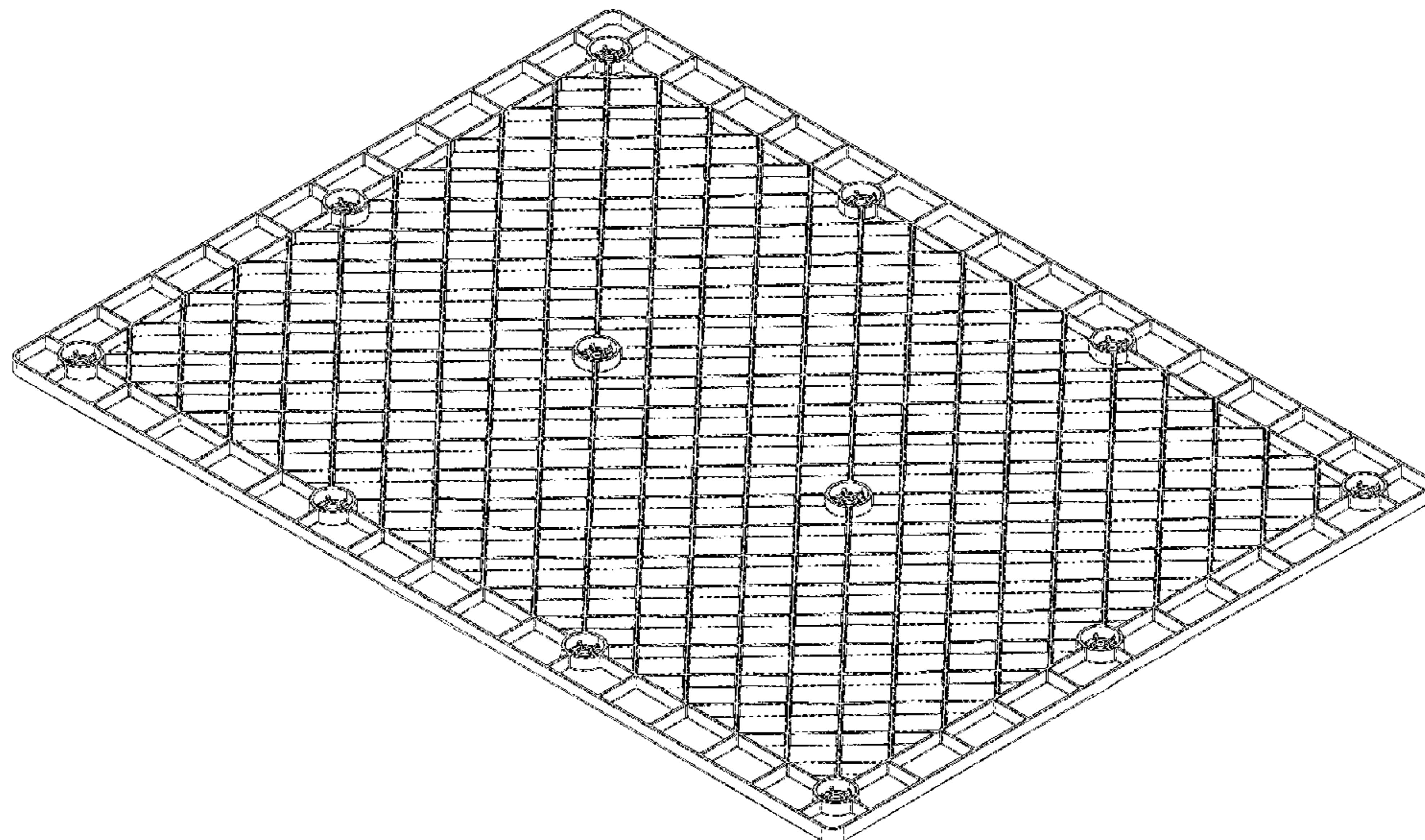
(56) **References Cited**

U.S. PATENT DOCUMENTS

D249,185 S * 8/1978 Carroll D3/304
D258,050 S * 1/1981 Cornou D3/304
D319,908 S * 9/1991 Stahl D3/304
D354,167 S * 1/1995 Stahl D3/304
D384,975 S * 10/1997 Jackson D19/92
D439,049 S * 3/2001 Koefeld D3/304
D446,939 S * 8/2001 Koefeld D3/307
D515,315 S * 2/2006 Rader D3/304
D765,407 S * 9/2016 Reinhart D3/318
D765,408 S * 9/2016 Reinhart D3/318

FIG. 1 is a top perspective view of a lifter plate showing the new design;
FIG. 2 is a front view thereof;
FIG. 3 is a rear view thereof;
FIG. 4 is a top plan view thereof;
FIG. 5 is a bottom view thereof;
FIG. 6 is one side view thereof;
FIG. 7 is an opposite side view thereof; and,
FIG. 8 is a bottom perspective view thereof.

1 Claim, 6 Drawing Sheets



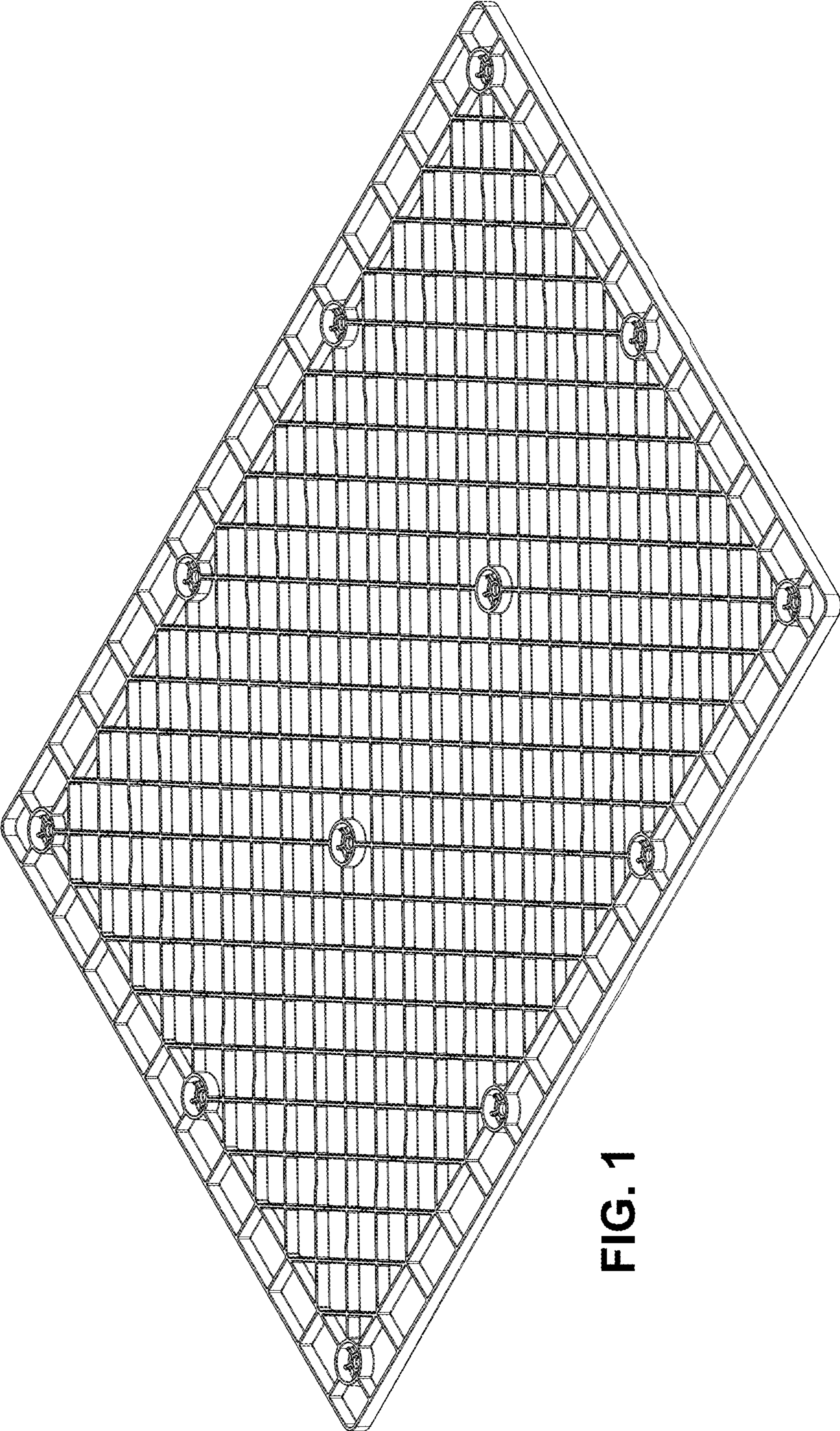


FIG. 1




FIG. 2

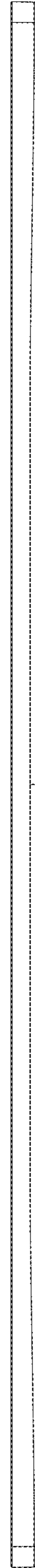


FIG. 3

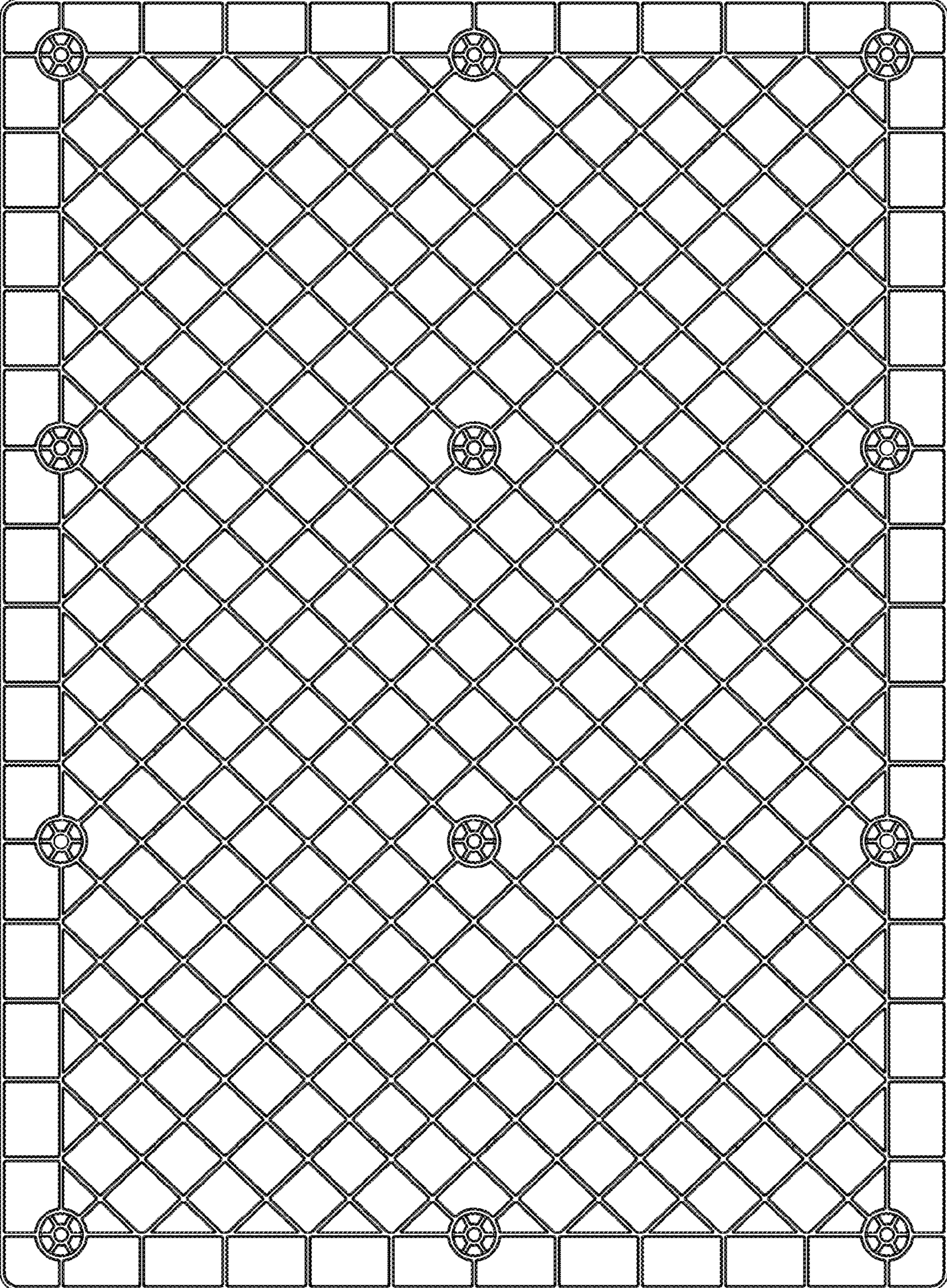


FIG. 4



FIG. 5

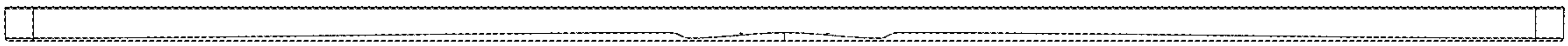


FIG. 6

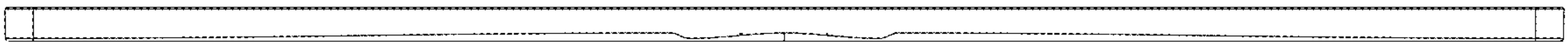


FIG. 7

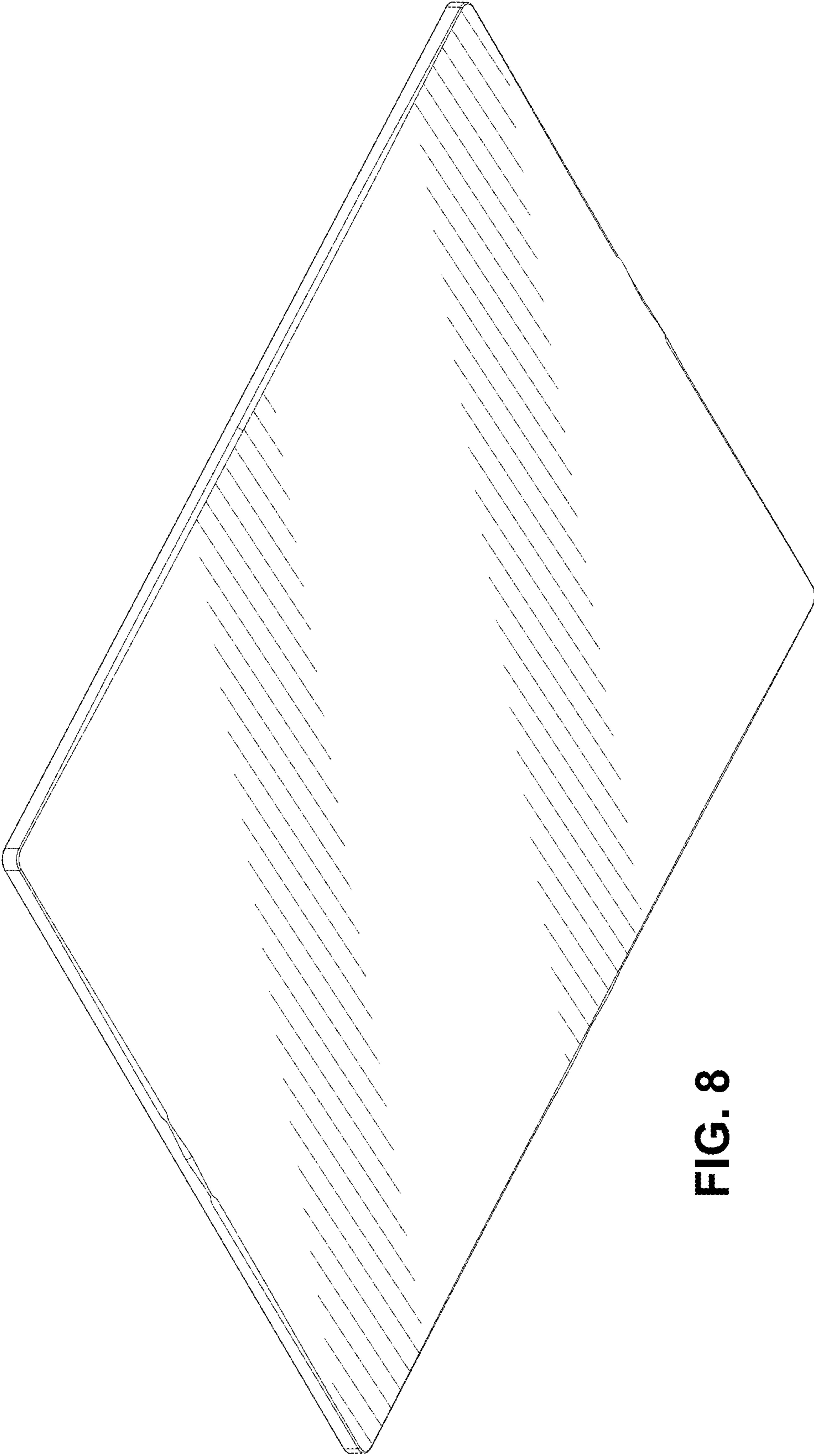


FIG. 8