



US00D983522S

(12) **United States Design Patent**
Nasser

(10) **Patent No.:** **US D983,522 S**
(45) **Date of Patent:** **** Apr. 18, 2023**

(54) **GARMENT BAG**

- (71) Applicant: **Global Merkato Ltd**, Auckland (NZ)
- (72) Inventor: **Eman Yusuf Nasser**, Auckland (NZ)
- (73) Assignee: **Global Merkato Ltd**, Auckland (NZ)
- (**) Term: **15 Years**
- (21) Appl. No.: **29/800,021**
- (22) Filed: **Jul. 19, 2021**
- (51) **LOC (14) Cl.** **03-01**
- (52) **U.S. Cl.**
USPC **D3/289**
- (58) **Field of Classification Search**
USPC D3/282, 294, 305, 307, 902, 235, 243,
D3/244, 246, 310, 317, 284
CPC A45C 1/02; A45C 7/005; A45C 11/00
See application file for complete search history.

(56) **References Cited**

U.S. PATENT DOCUMENTS

D602,253 S *	10/2009	Rees	D3/289
D608,095 S *	1/2010	Turvey	D3/289
D612,605 S *	3/2010	Turvey	D3/289
D650,584 S *	12/2011	Kim	D3/289
D656,315 S *	3/2012	Kwon	D3/289
D771,944 S *	11/2016	Epicureo	D3/305
9,630,750 B2 *	4/2017	Gardner	A45C 3/001
D816,996 S *	5/2018	Majeau	A45C 13/02
				D3/301
D957,167 S *	7/2022	Zucco	D3/289
2021/0235828 A1 *	8/2021	Yeh	A45C 7/0077

OTHER PUBLICATIONS

Daraz, "Jumbo Storage Bag Organizers Capacity Clothes Storage for Closet", First reviewed May 8, 2020. (<https://www.daraz.pk/products/jumbo-storage-bag-organizers-capacity-clothes-storage-for-closet-i134046672.html>) (Year: 2020).*

Amazon, "Cashmere Kiwi Sweater Storage Bag" (https://www.amazon.com/Cashmere-Kwi-Moth-Prevention-Garment/dp/B08D3HK2MV/ref=ice_ac_b_dpb?dchild=1&keywords=Cashmere+Kiwi&qid=1625768488&sr=8.1) First appeared Oct. 2020.

* cited by examiner

Primary Examiner — April Rivas

(74) *Attorney, Agent, or Firm* — Greensfelder, Hemker & Gale, P.C.; Benjamin D. Rotman

(57) **CLAIM**

The ornamental design for a garment bag, as shown and described.

DESCRIPTION

FIG. 1 is a front perspective view of a garment bag in accordance with the invention with garments shown in broken lines;

FIG. 2 is a front view of FIG. 1 with garments shown in broken lines;

FIG. 3 is a back view of FIG. 1;

FIG. 4 is a left side view of FIG. 1;

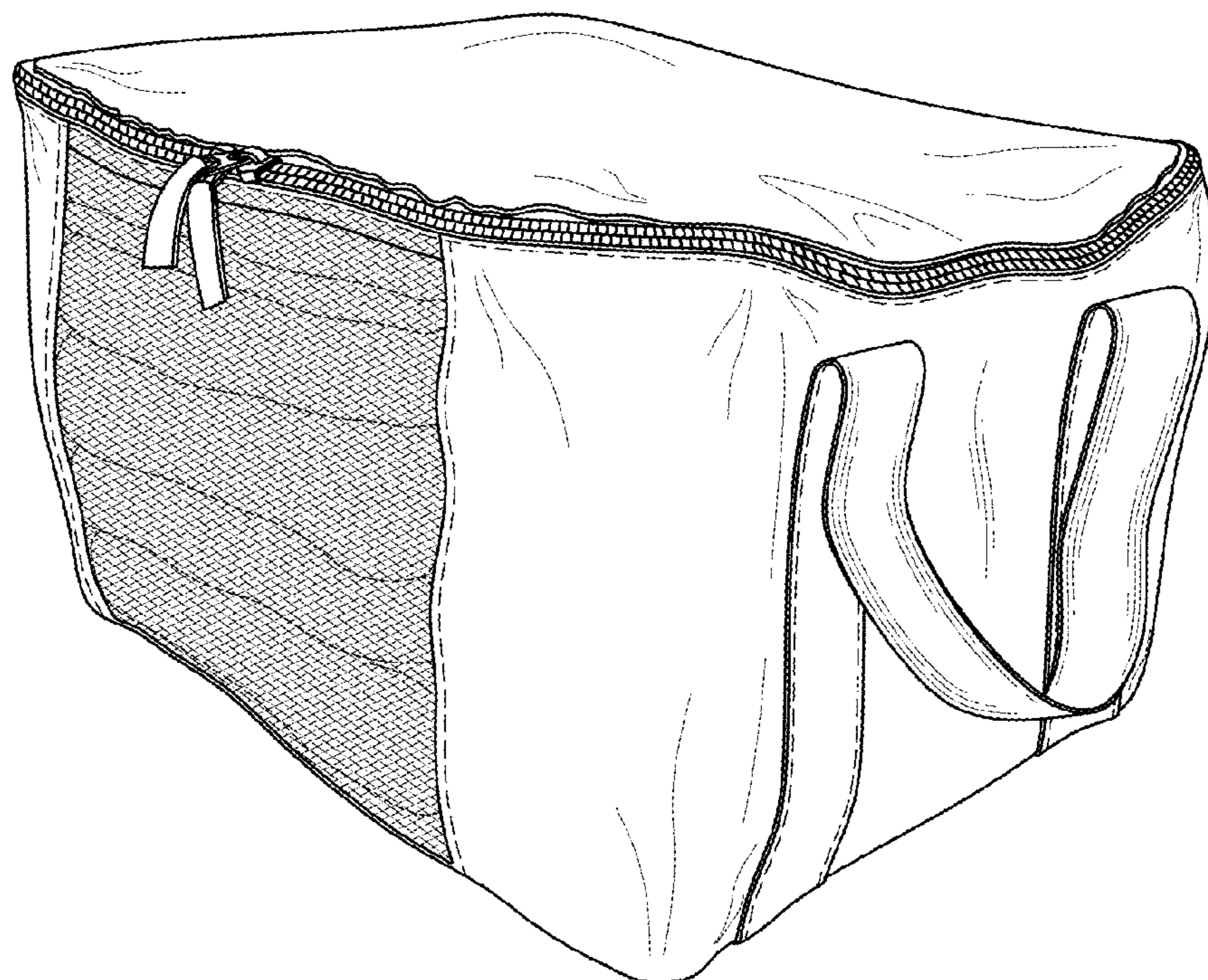
FIG. 5 is a right side view of FIG. 1;

FIG. 6 is a top view of FIGS. 1; and,

FIG. 7 is a bottom view of FIG. 1.

The broken lines in the figures illustrate the portions of the design that form no part of the claimed design.

1 Claim, 7 Drawing Sheets



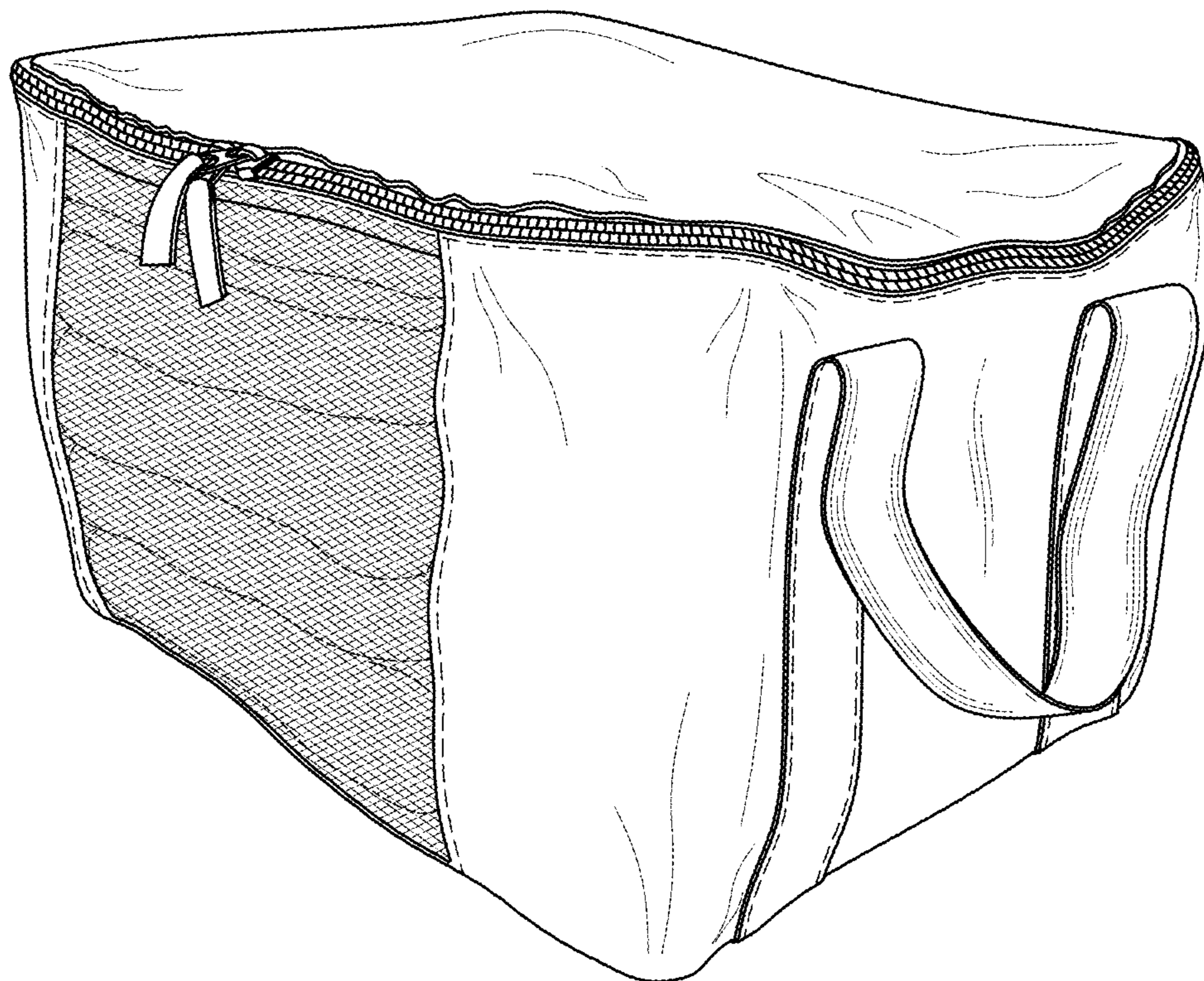


FIG. 1




FIG. 2

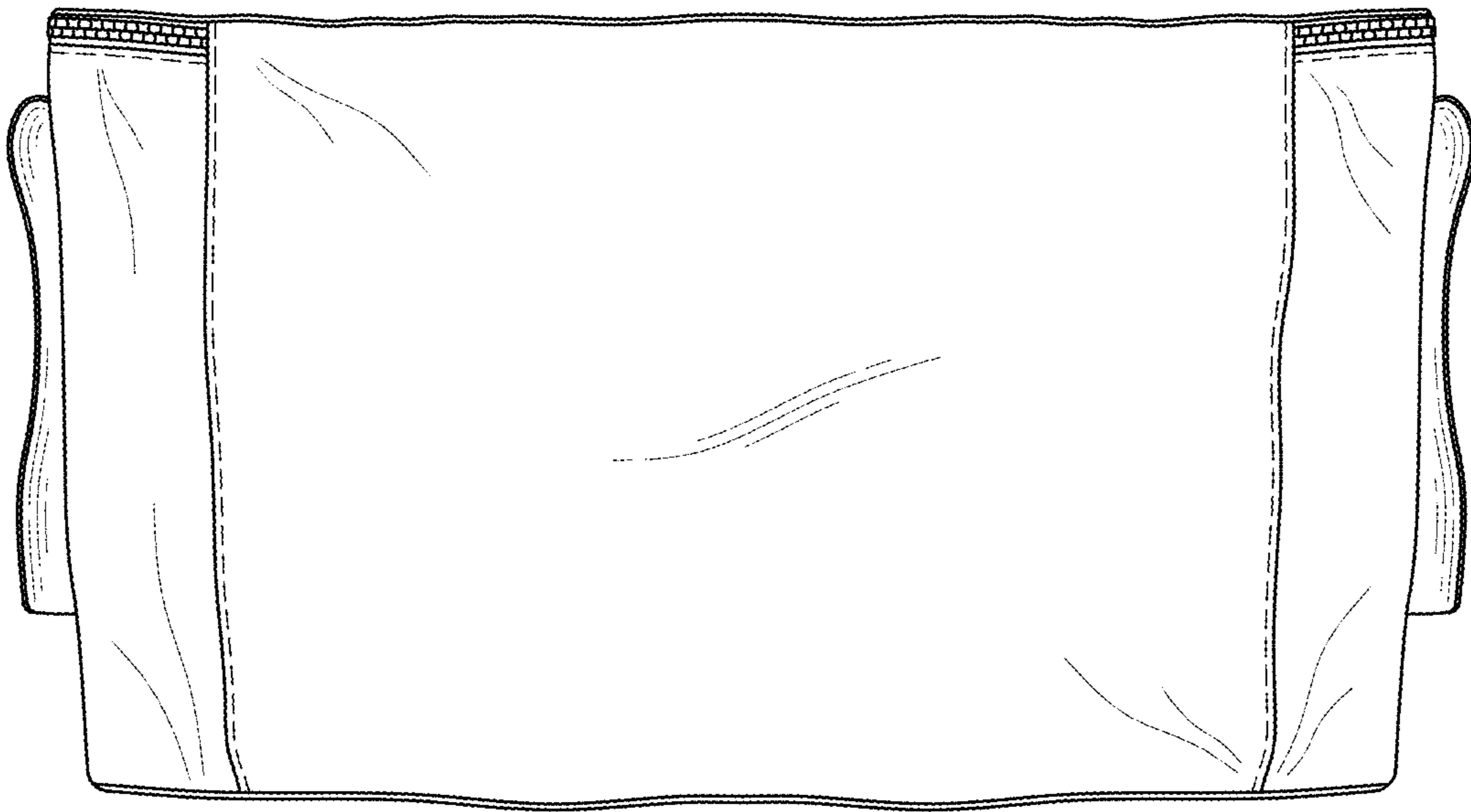


FIG. 3

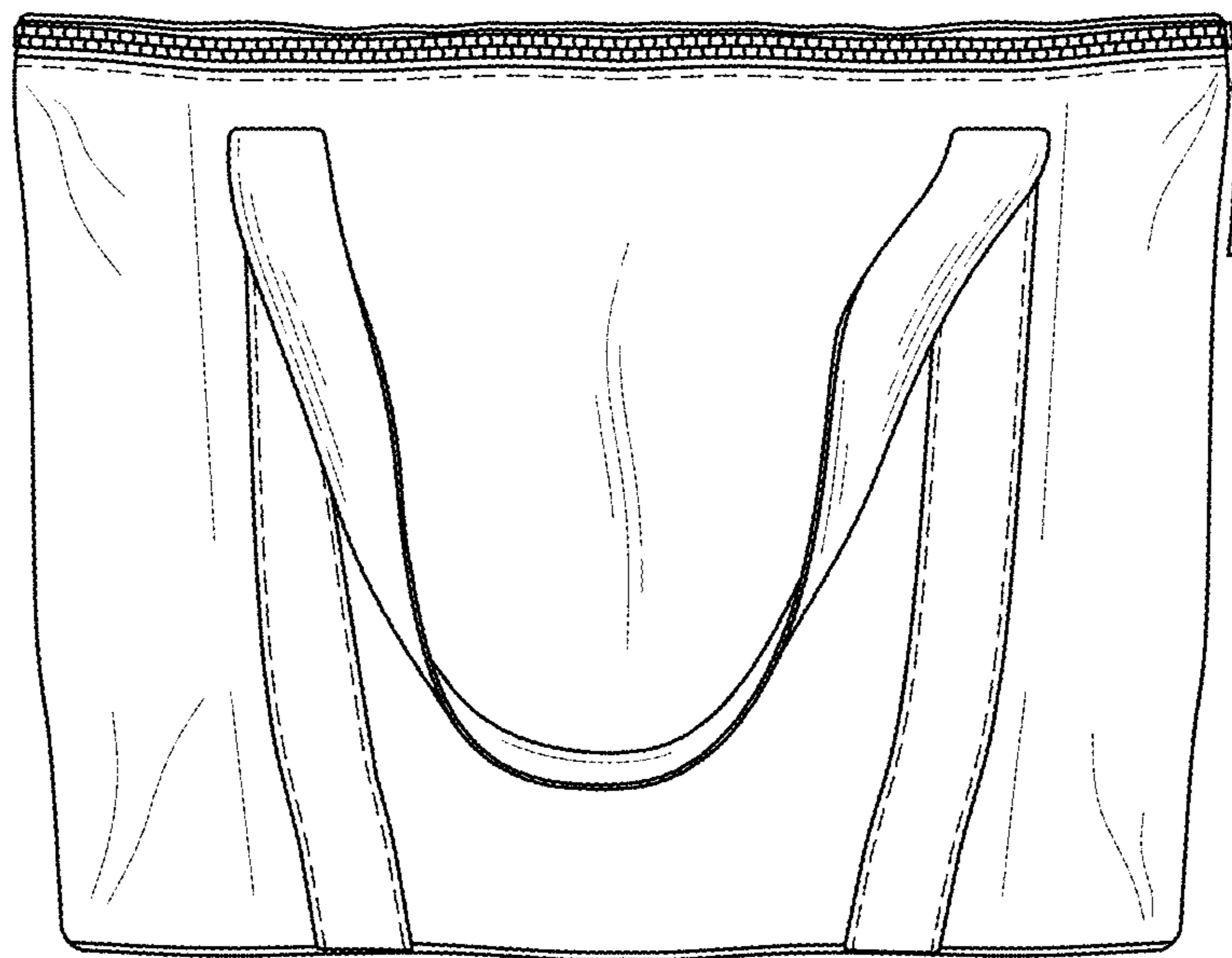


FIG. 4

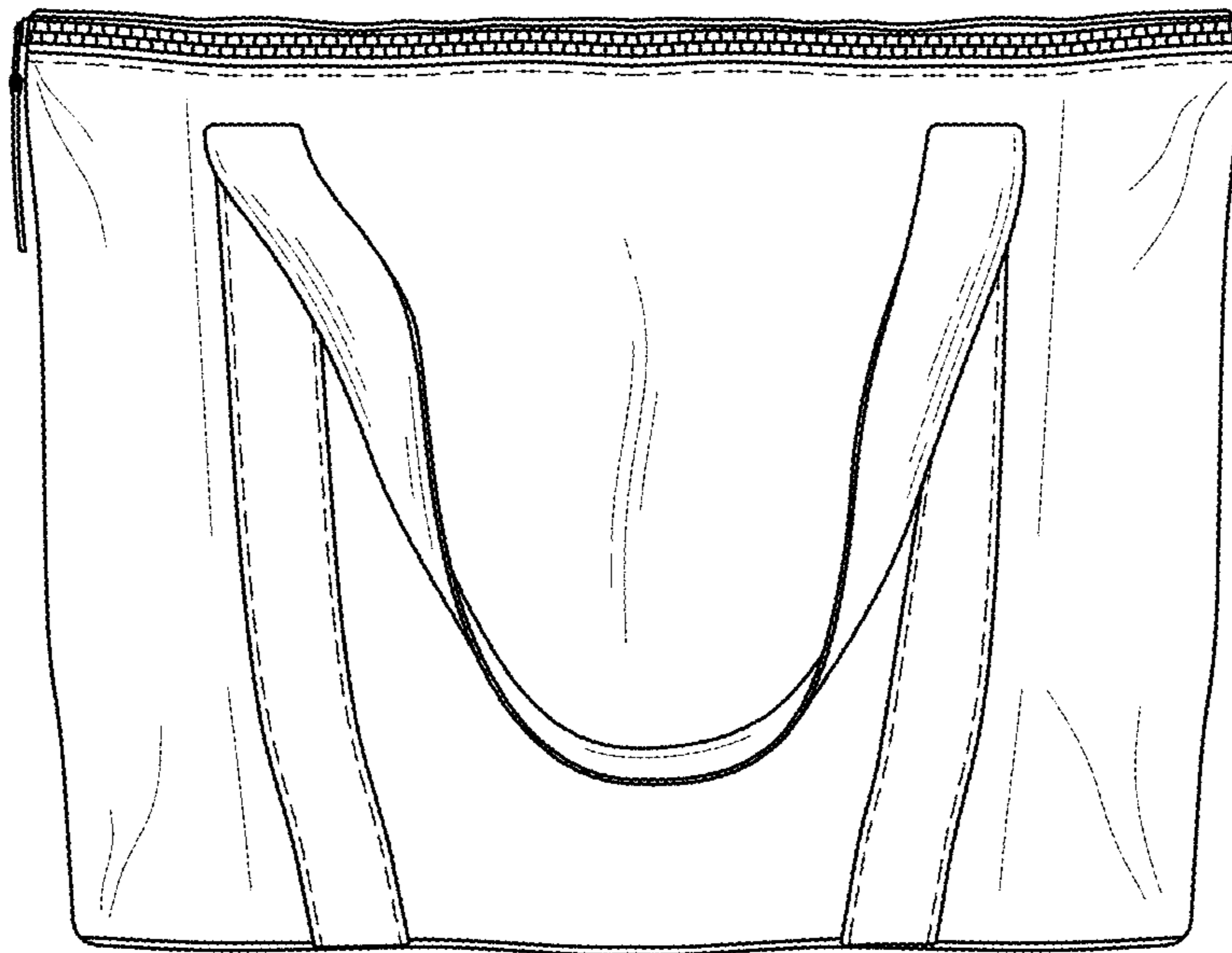


FIG. 5

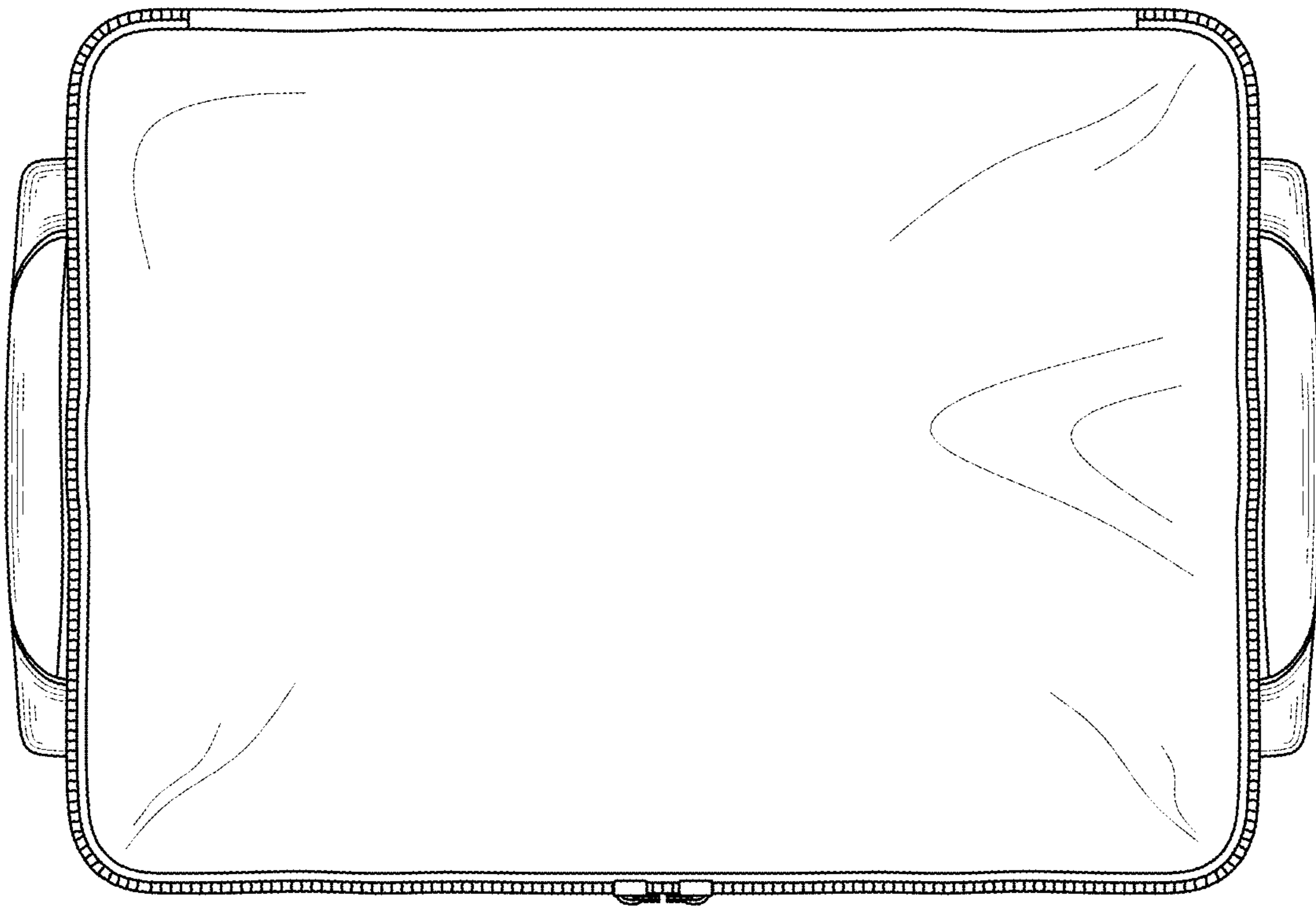


FIG. 6




FIG. 7