



US00D983496S

(12) **United States Design Patent**
Neroni

(10) **Patent No.:** **US D983,496 S**
(45) **Date of Patent:** **** Apr. 18, 2023**

(54) **SHOE**

(71) Applicant: **GOLDEN GOOSE S.P.A.**, Milan (IT)

(72) Inventor: **Marco Neroni**, Milan (IT)

(73) Assignee: **GOLDEN GOOSE S.P.A.**, Milan (IT)

(**) Term: **15 Years**

(21) Appl. No.: **35/513,260**

(22) Filed: **Dec. 2, 2021**

(80) **Hague Agreement Data**

Int. Filing Date: **Dec. 2, 2021**

Int. Reg. No.: **DM/217945**

Int. Reg. Date: **Dec. 2, 2021**

Int. Reg. Pub. Date: **Dec. 24, 2021**

(30) **Foreign Application Priority Data**

Jun. 3, 2021 (IT) 402021000001502

(51) **LOC (14) Cl.** **02-04**

(52) **U.S. Cl.**
USPC **D2/926**; D2/921

(58) **Field of Classification Search**

USPC D2/896-900, 909-912, 919, 920, 923,
D2/946, 969-972, 976

CPC ... A43B 3/101-102; A43B 23/24; A43B 3/10;
A43B 3/14; A43B 1/04

See application file for complete search history.

(56) **References Cited**

U.S. PATENT DOCUMENTS

D247,136 S * 2/1978 Mizoguchi D2/907
D276,003 S * 10/1984 McAbery D2/921

D319,141 S * 8/1991 Matyas D2/907
D365,673 S * 1/1996 Bradway D2/907
D485,666 S * 1/2004 Bray, Jr. D2/951
D528,749 S * 9/2006 Harper D2/919
D604,483 S * 11/2009 Della Valle D2/925
D641,964 S * 7/2011 Schwartz D2/977
D664,746 S * 8/2012 Crowell D2/916
D774,736 S * 12/2016 Shen D2/924
D927,150 S * 8/2021 Shi D2/919
D942,128 S * 2/2022 Storch D2/919
D955,706 S * 6/2022 Martin D2/926
D956,394 S * 7/2022 Storch D2/919

* cited by examiner

Primary Examiner — Rashida C. Walshon

(74) *Attorney, Agent, or Firm* — Thomas | Horstemeyer, LLP

(57) **CLAIM**



The ornamental design for shoe, as shown and described.

DESCRIPTION

- 1. Shoe
- 2. Shoe

The design no. 1 is represented through photographs; the design no. 2 is represented through drawings; the broken lines on the shoe represent the stitching; on figures no. 2.1-2.7 the stippling shown in the interior of the shoe represents a wool-like material similar to wool shearling. Fig. 1.1 and 2.1 are front perspective views of the claimed design; Fig. 1.2 and 2.2 are rear perspective views thereof; Fig. 1.3 and 2.3 are right views thereof; Fig. 1.4 and 2.4 are left views thereof; Fig. 1.5 and 2.5 are front views thereof; Fig. 1.6 and 2.6 are rear views thereof; Fig. 1.7 and 2.7 are top views thereof; Fig. 1.8 is a bottom view thereof.

1 Claim, 15 Drawing Sheets




1.1



1.2



1.3




1.4



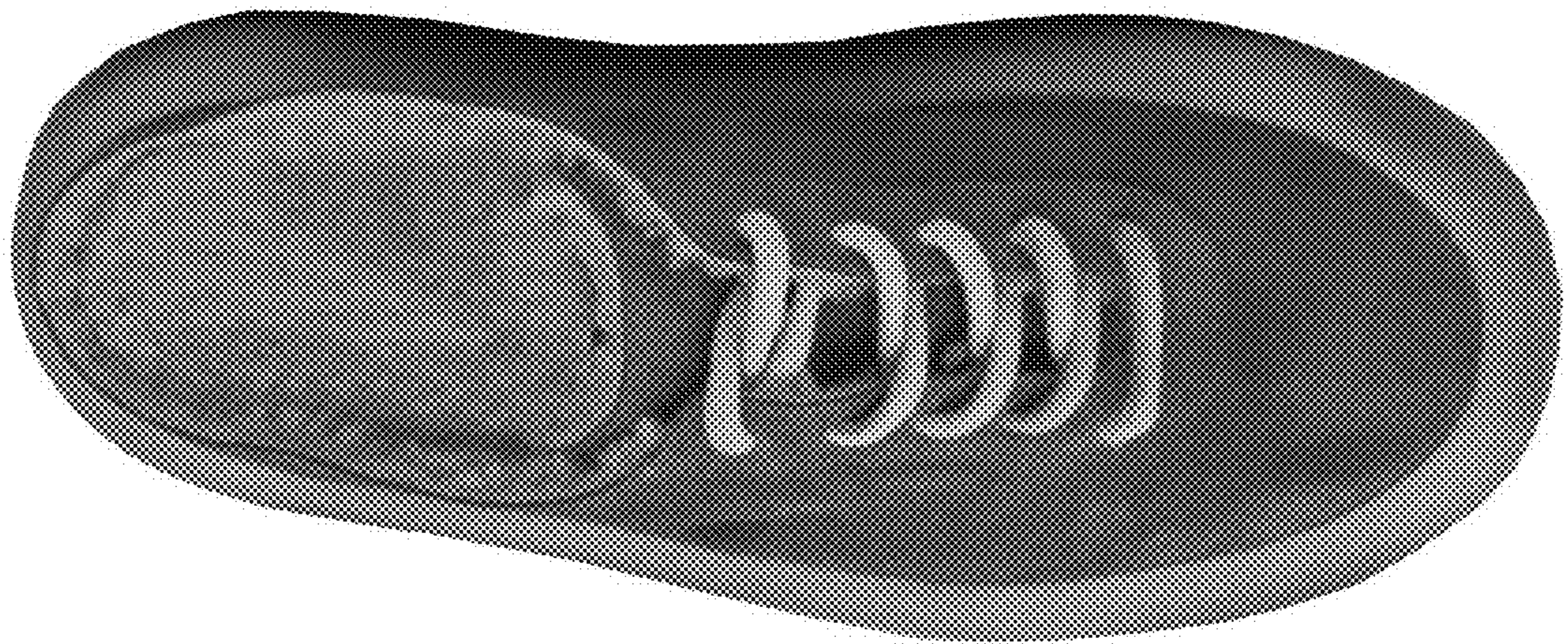
1.5



1.6




1.7



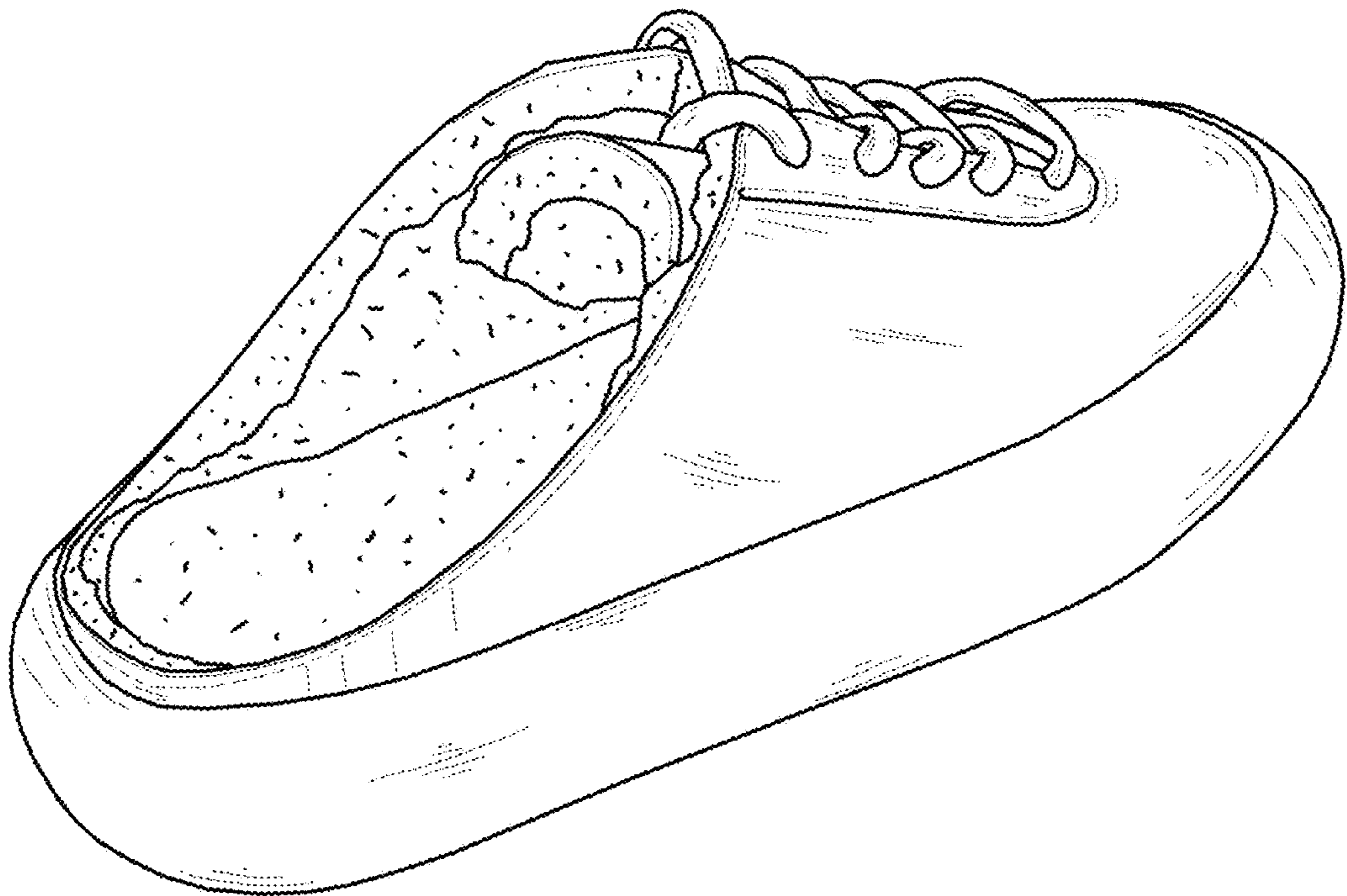
1.8



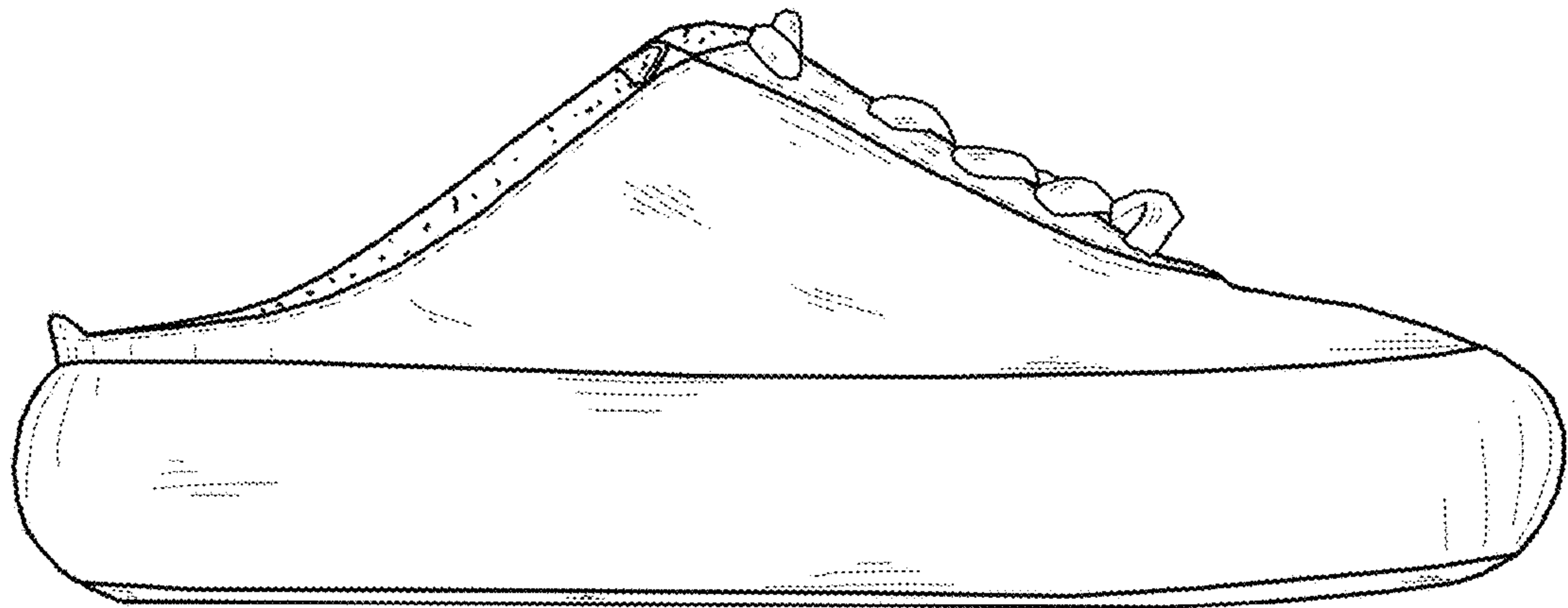
2.1



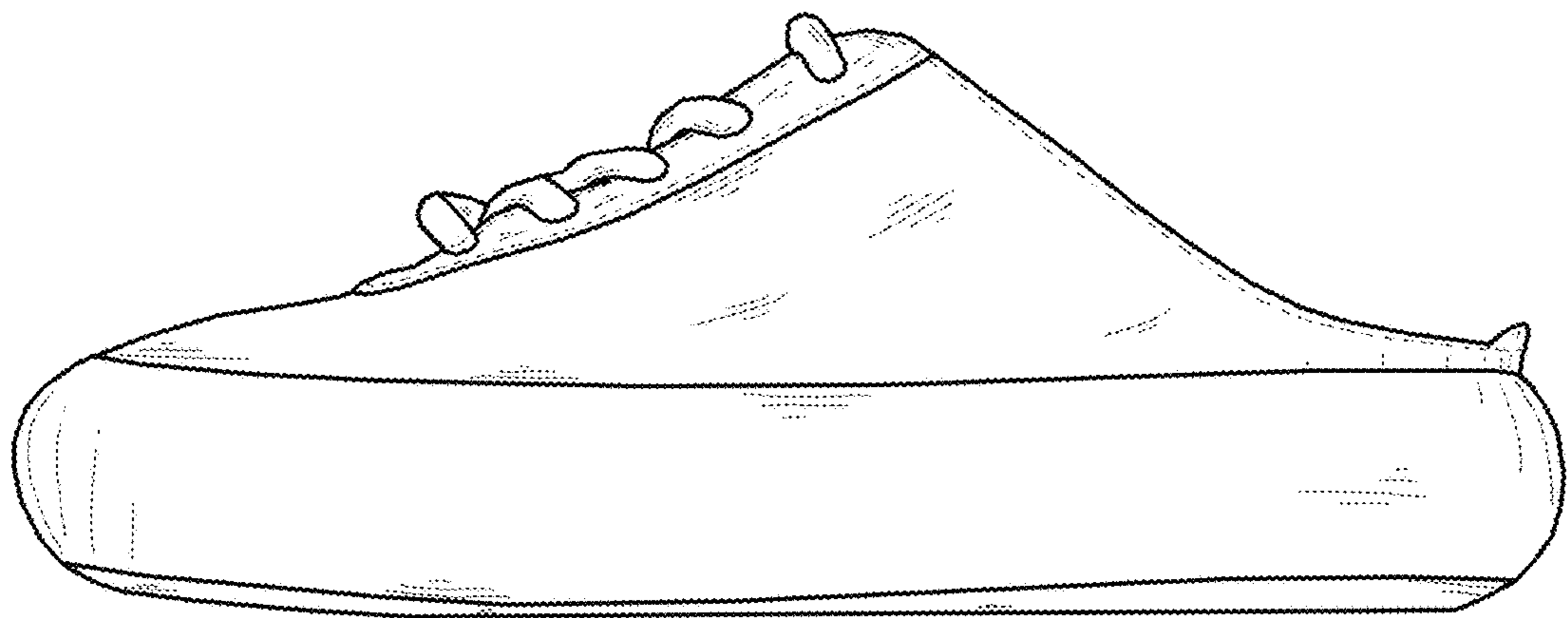
2.2



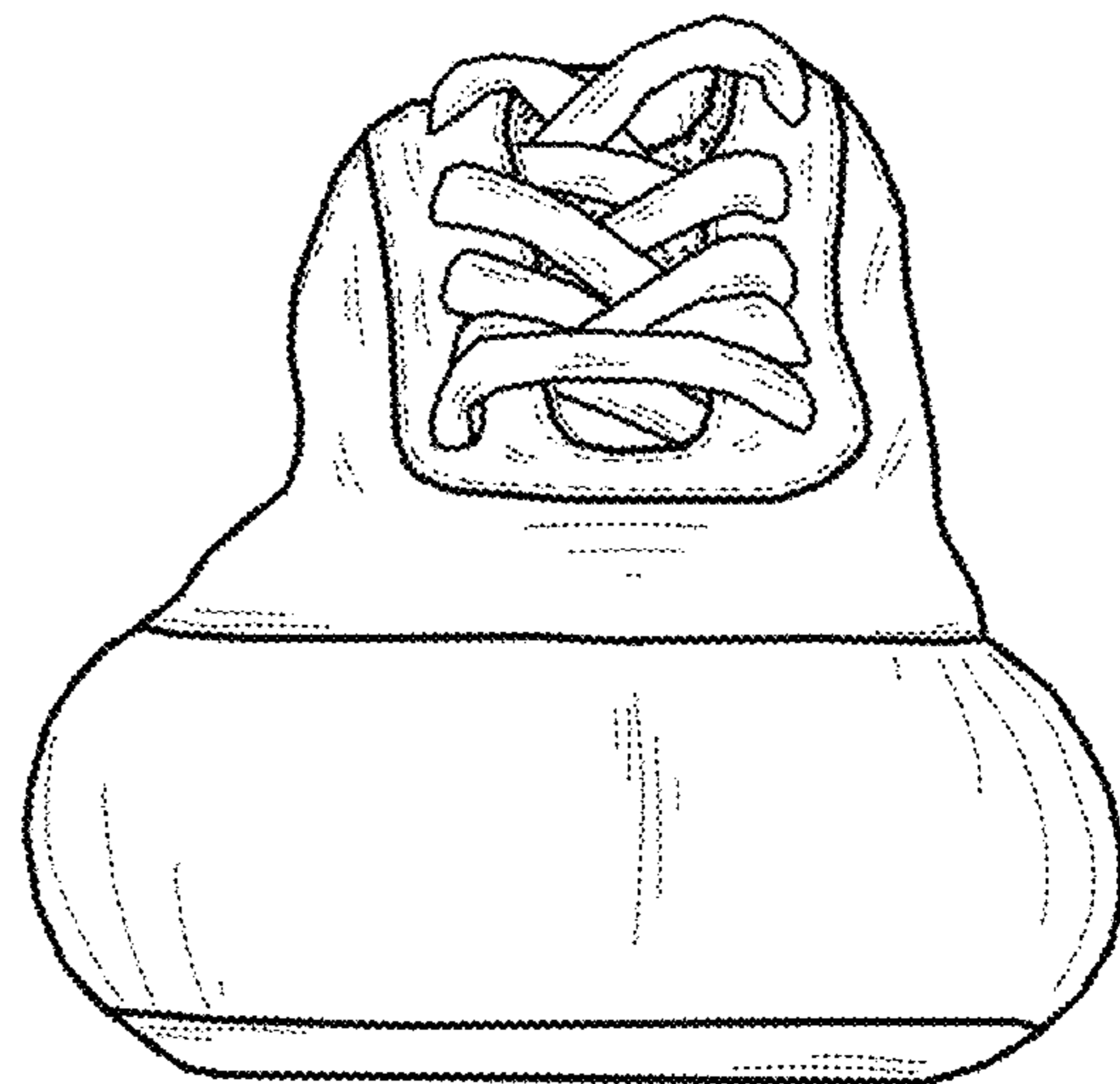
2.3



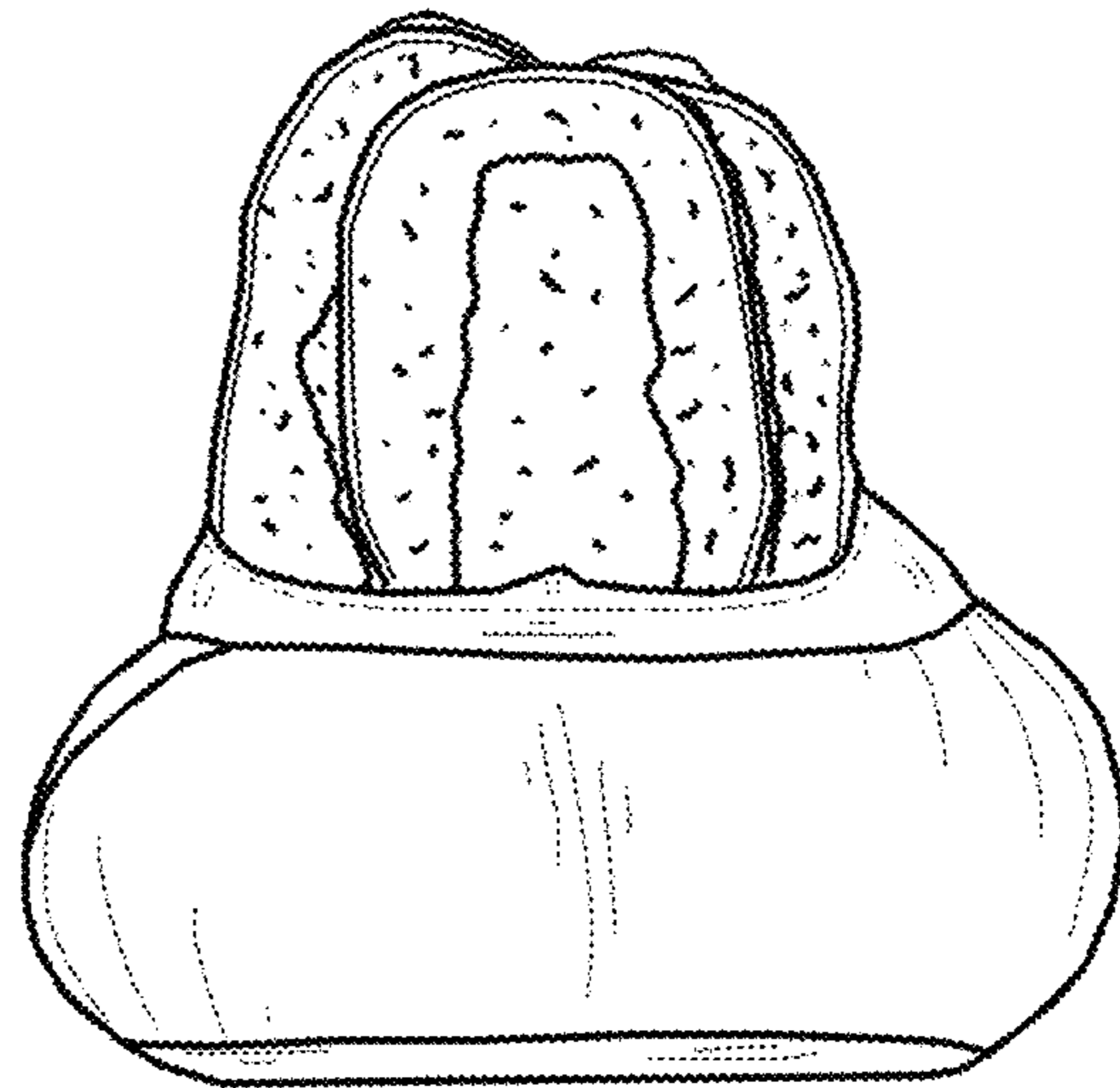
2.4



2.5



2.6



2.7

