



US00D983488S

(12) **United States Design Patent** (10) **Patent No.:** **US D983,488 S**  
**Zhang** (45) **Date of Patent:** **\*\* Apr. 18, 2023**

(54) **SWADDLE SACK**  
(71) Applicant: **Xinrong Zhang**, Meizhou (CN)  
(72) Inventor: **Xinrong Zhang**, Meizhou (CN)  
(\*\*) Term: **15 Years**  
(21) Appl. No.: **29/861,354**  
(22) Filed: **Nov. 29, 2022**  
(51) **LOC (14) Cl.** ..... **02-01**  
(52) **U.S. Cl.**  
USPC ..... **D2/719**  
(58) **Field of Classification Search**  
USPC ..... D2/719, 718, 712, 713, 714, 731–734,  
D2/745, 746, 823, 824, 829, 828, 831,  
D2/840–842, 844, 846, 850, 860–862;  
D6/603, 608, 610, 611, 602, 615, 621  
CPC ..... A41B 13/06; A41B 13/00; A41B 13/005;  
A47G 9/08; A47G 9/083; A47G 9/086  
See application file for complete search history.

(56) **References Cited**

**U.S. PATENT DOCUMENTS**

|              |         |              |       |        |
|--------------|---------|--------------|-------|--------|
| D669,659 S * | 10/2012 | Barski       | ..... | D2/719 |
| D728,198 S * | 5/2015  | Barski       | ..... | D2/719 |
| D728,199 S * | 5/2015  | Barski       | ..... | D2/719 |
| D751,270 S * | 3/2016  | White        | ..... | D2/719 |
| D776,900 S * | 1/2017  | Bopanna      | ..... | D2/719 |
| D778,534 S * | 2/2017  | Bopanna      | ..... | D2/719 |
| D801,629 S * | 11/2017 | Cook         | ..... | D2/719 |
| D807,614 S * | 1/2018  | Hooker       | ..... | D2/719 |
| D851,361 S * | 6/2019  | Barski       | ..... | D2/719 |
| D851,362 S * | 6/2019  | Barski       | ..... | D2/719 |
| D873,528 S * | 1/2020  | Parker       | ..... | D2/719 |
| D874,788 S * | 2/2020  | Stein        | ..... | D2/719 |
| D883,613 S   | 5/2020  | Damir et al. |       |        |
| D924,540 S * | 7/2021  | Lynch        | ..... | D2/719 |
| D946,238 S * | 3/2022  | Park         | ..... | D2/719 |

|                  |         |          |       |             |
|------------------|---------|----------|-------|-------------|
| 2011/0180079 A1* | 7/2011  | Krawchuk | ..... | A41B 13/06  |
| 2013/0269080 A1* | 10/2013 | Parker   | ..... | A41B 13/06  |
| 2017/0318984 A1* | 11/2017 | Parker   | ..... | A47D 15/005 |

**OTHER PUBLICATIONS**

“SleepingBaby” Aug. 13, 2020, Amazon, site visited Feb. 7, 2023: <https://www.amazon.com/dp/B08FRN8ZC7> (Year: 2020).\*  
“Knirose 3-Way Wearable Swaddle” Aug. 13, 2021, Amazon, site visited Feb. 7, 2023: <https://www.amazon.com/dp/B09Q8CXTJ9/> (Year: 2021).\*  
“Woombie” Apr. 25, 2017, Amazon, site visited Feb. 7, 2023: <https://www.amazon.com/dp/B01C8TTBZU> (Year: 2017).\*  
“Zigjoy” Dec. 28, 2021, Amazon, site visited Feb. 7, 2023: <https://www.amazon.com/Transitional-Swaddle-Sleeping-Wearable-0-3Months/dp/B09PBBK9ZV/> (Year: 2021).\*  
“Juzanl Baby Swaddle” Dec. 16, 2021, Amazon, site visited Feb. 7, 2023: <https://www.amazon.com/dp/B09NPK81DH/> (Year: 2021).\*

\* cited by examiner

*Primary Examiner* — Jack Reickel  
*Assistant Examiner* — Salamah Jordan

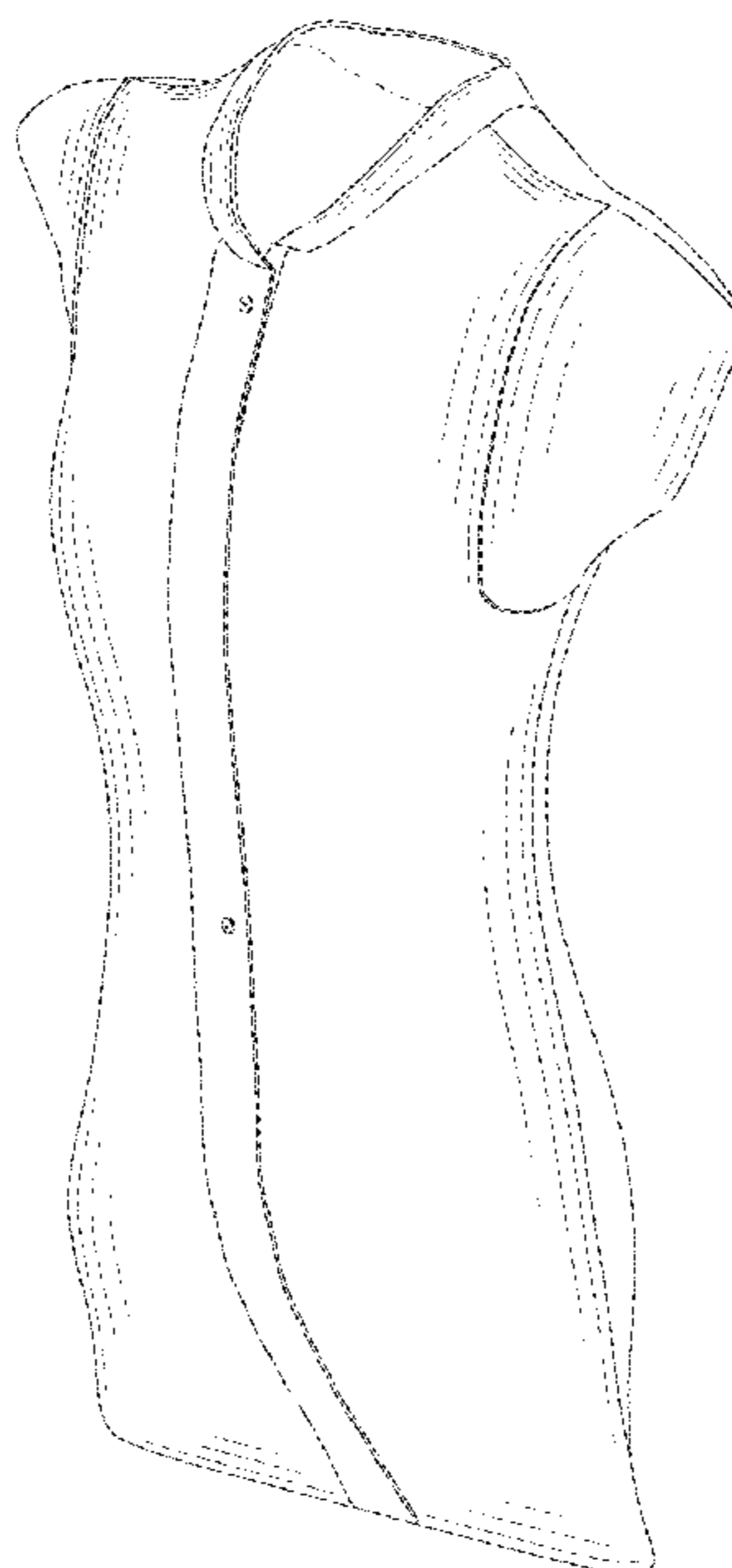
(57) **CLAIM**

The ornamental design for a swaddle sack, as shown and described.

**DESCRIPTION**

FIG. 1 is a front and top perspective view of a swaddle sack, showing my new design;  
FIG. 2 is a rear and bottom perspective view thereof;  
FIG. 3 is a front elevation view thereof;  
FIG. 4 is a rear elevation view thereof;  
FIG. 5 is a left side elevation view thereof;  
FIG. 6 is a right side elevation view thereof;  
FIG. 7 is a top plan view thereof; and,  
FIG. 8 is a bottom plan view thereof.  
The broken lines in the figures illustrate portions of the swaddle sack that form no part of the claimed design.

**1 Claim, 8 Drawing Sheets**



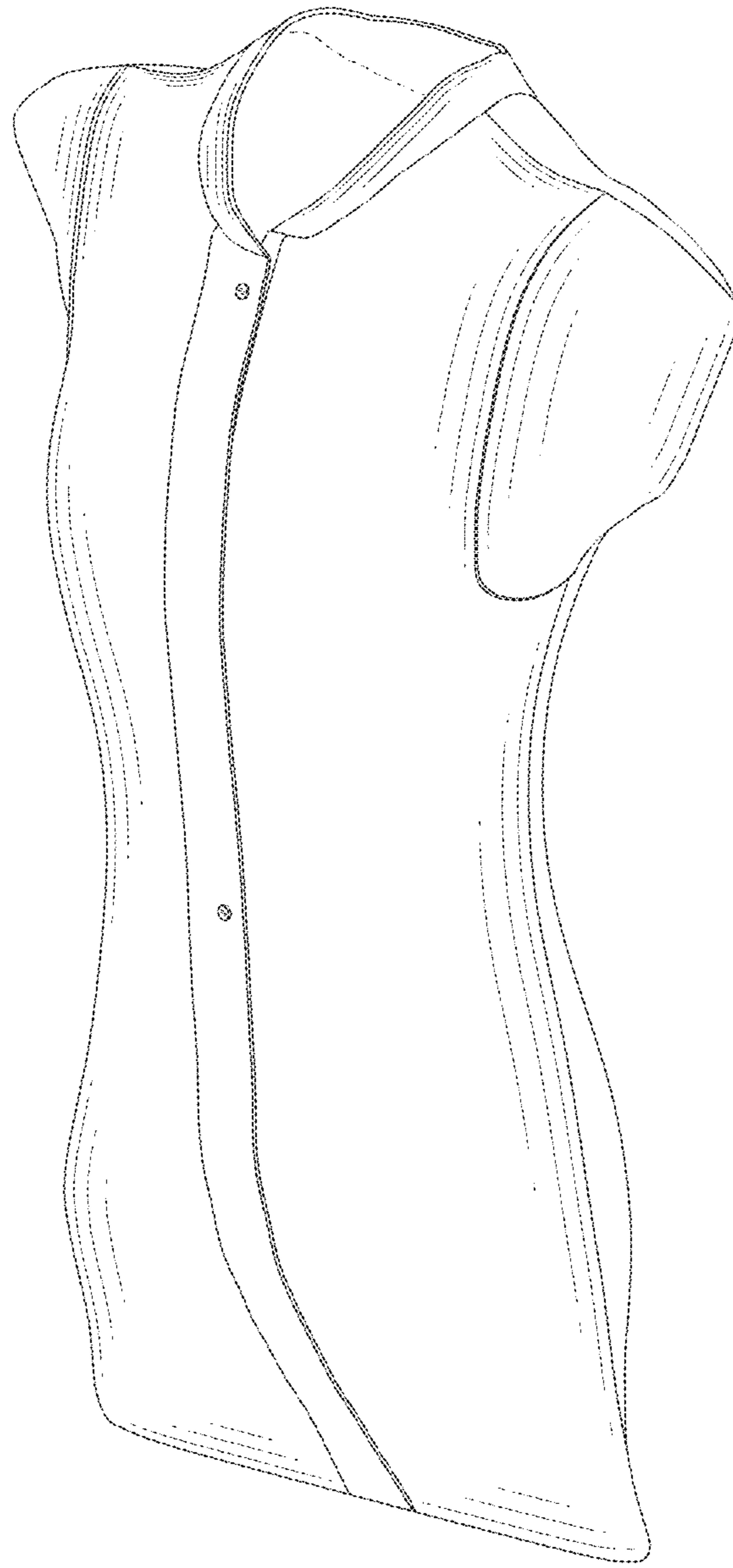


FIG. 1

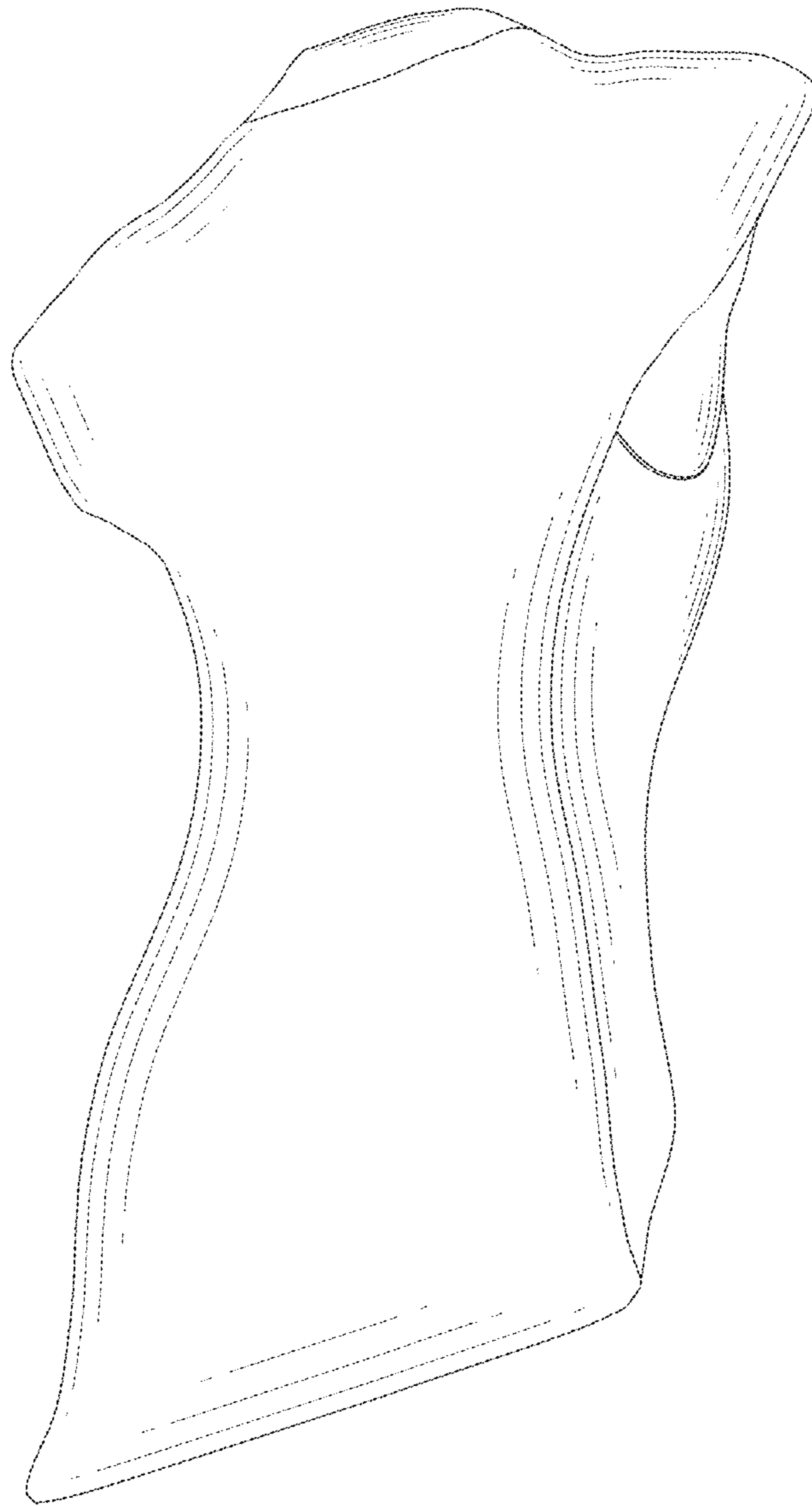


FIG. 2

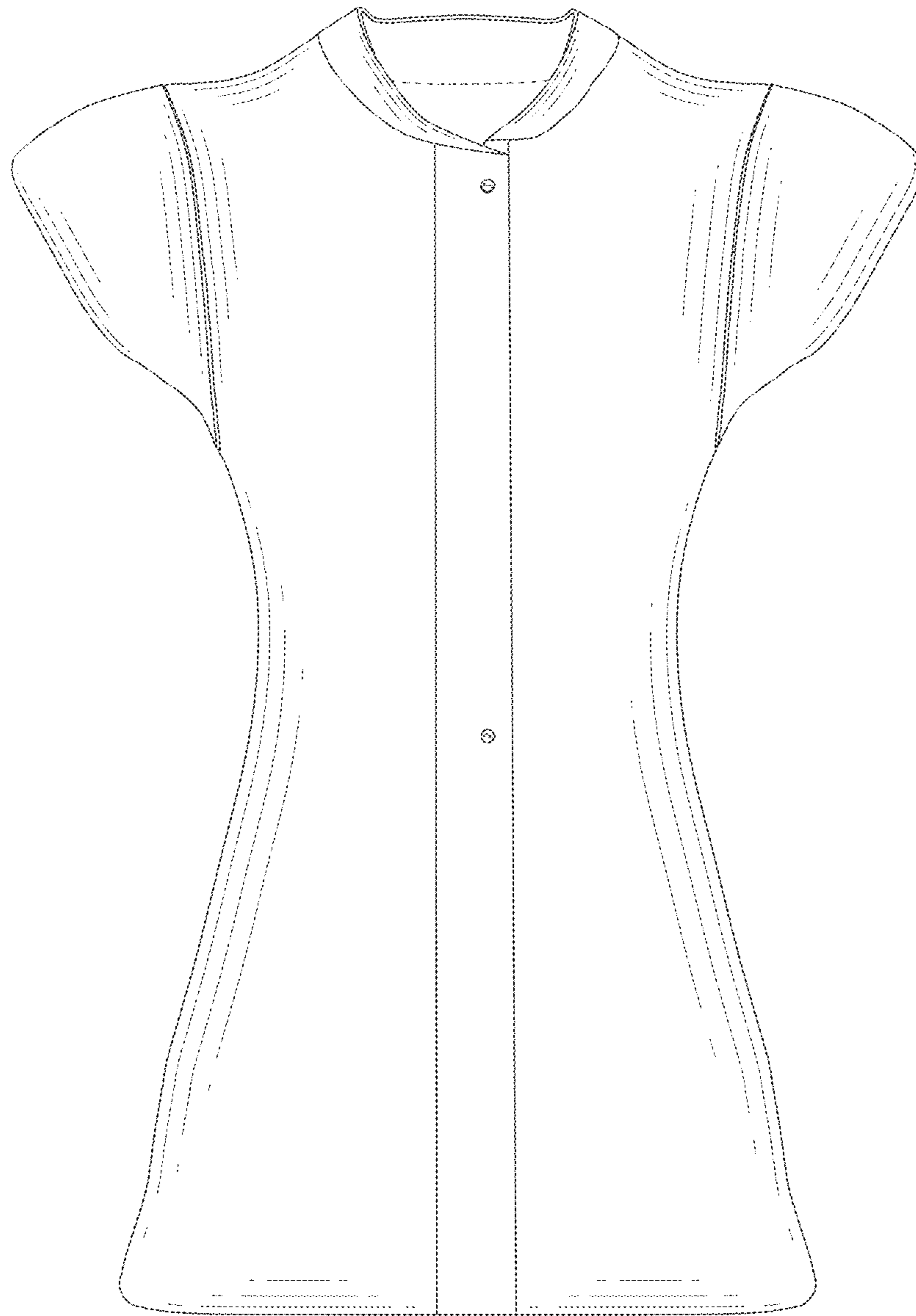


FIG. 3

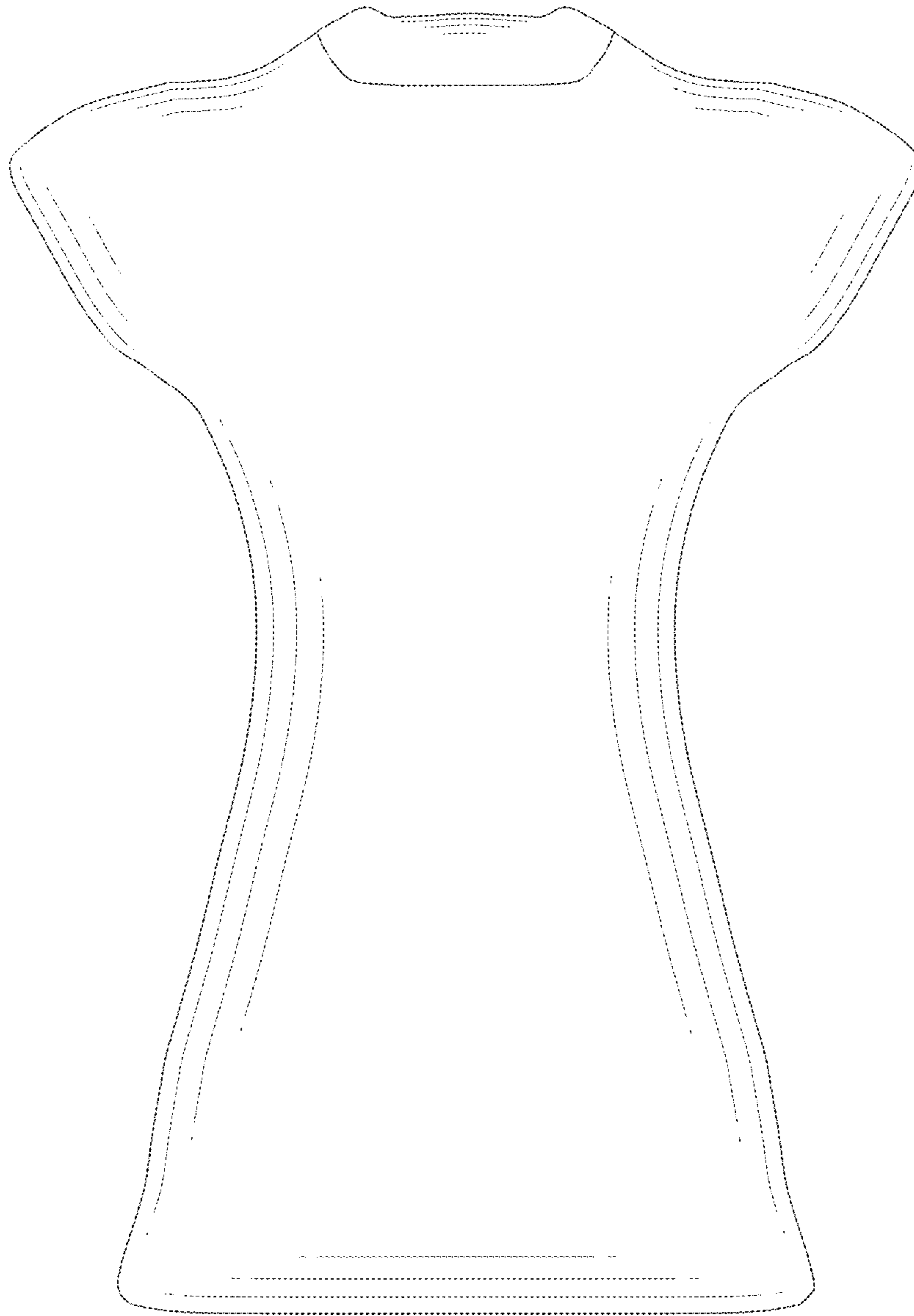


FIG. 4

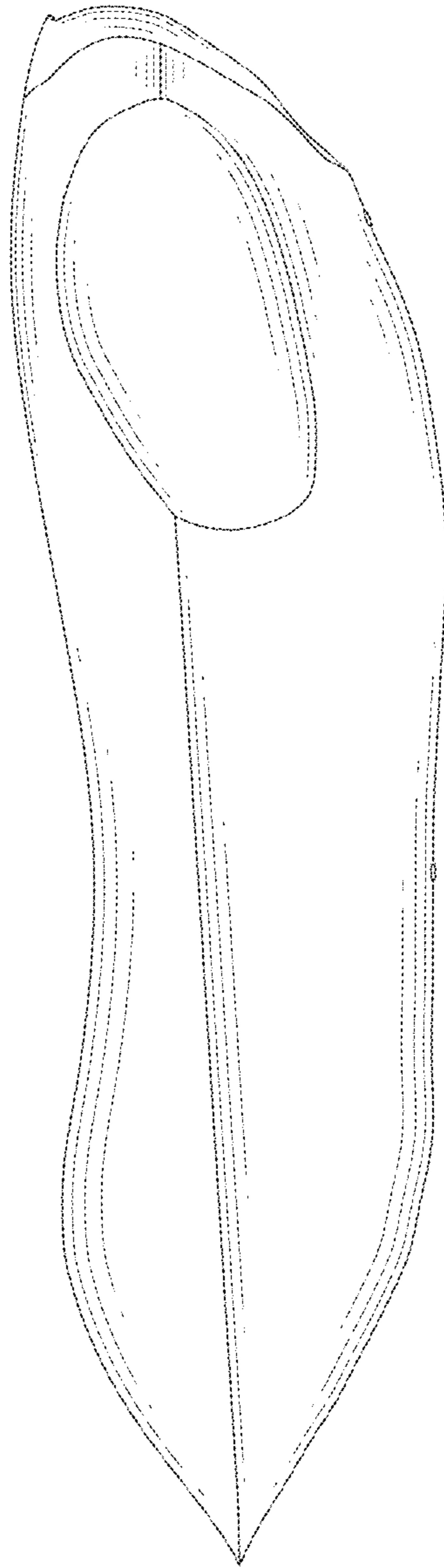


FIG. 5

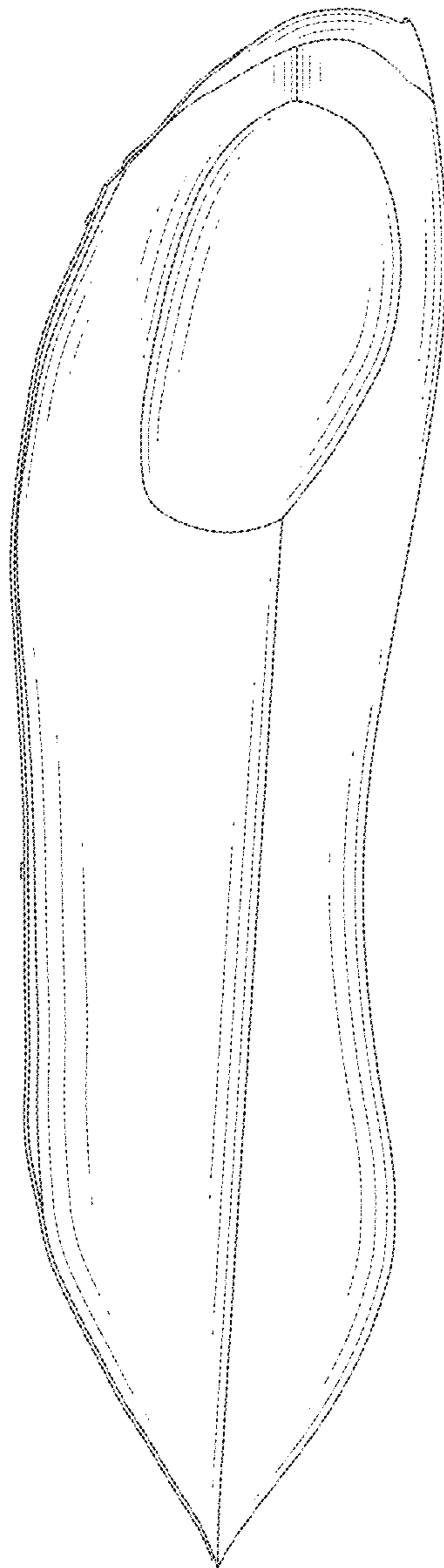


FIG. 6

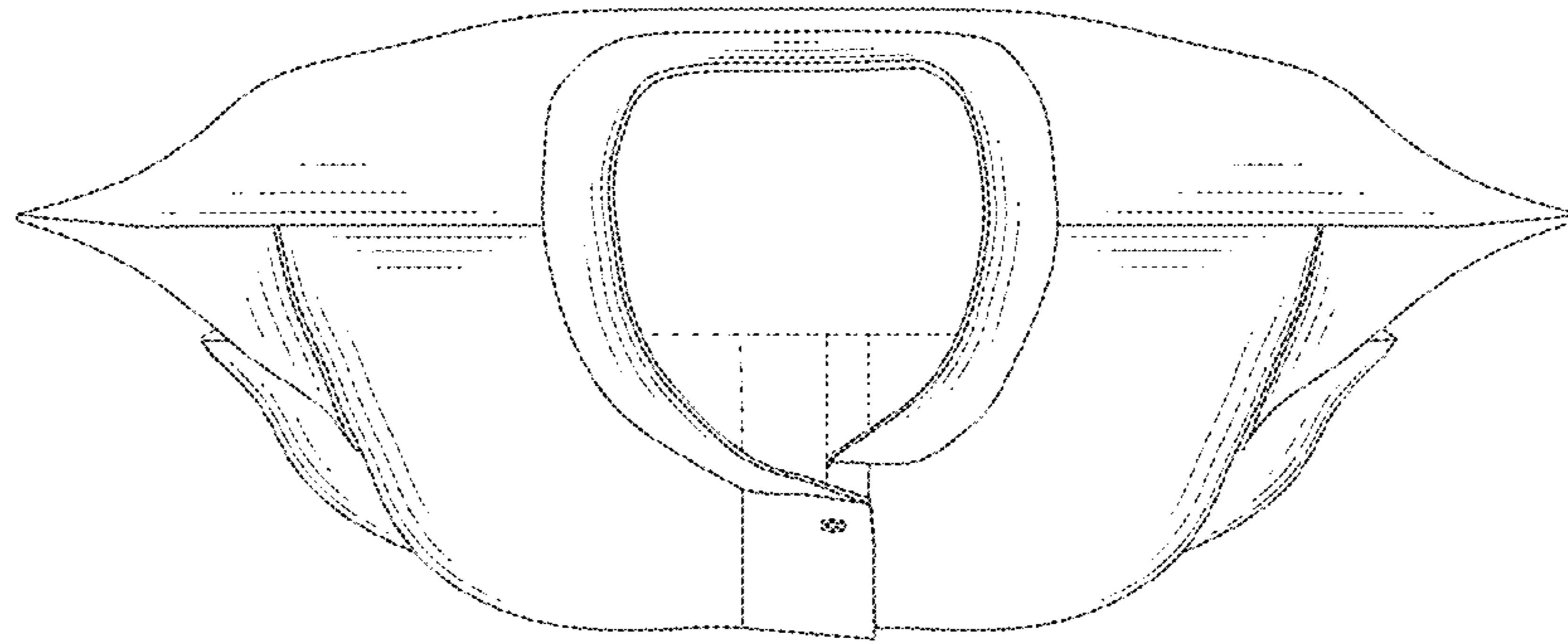


FIG. 7



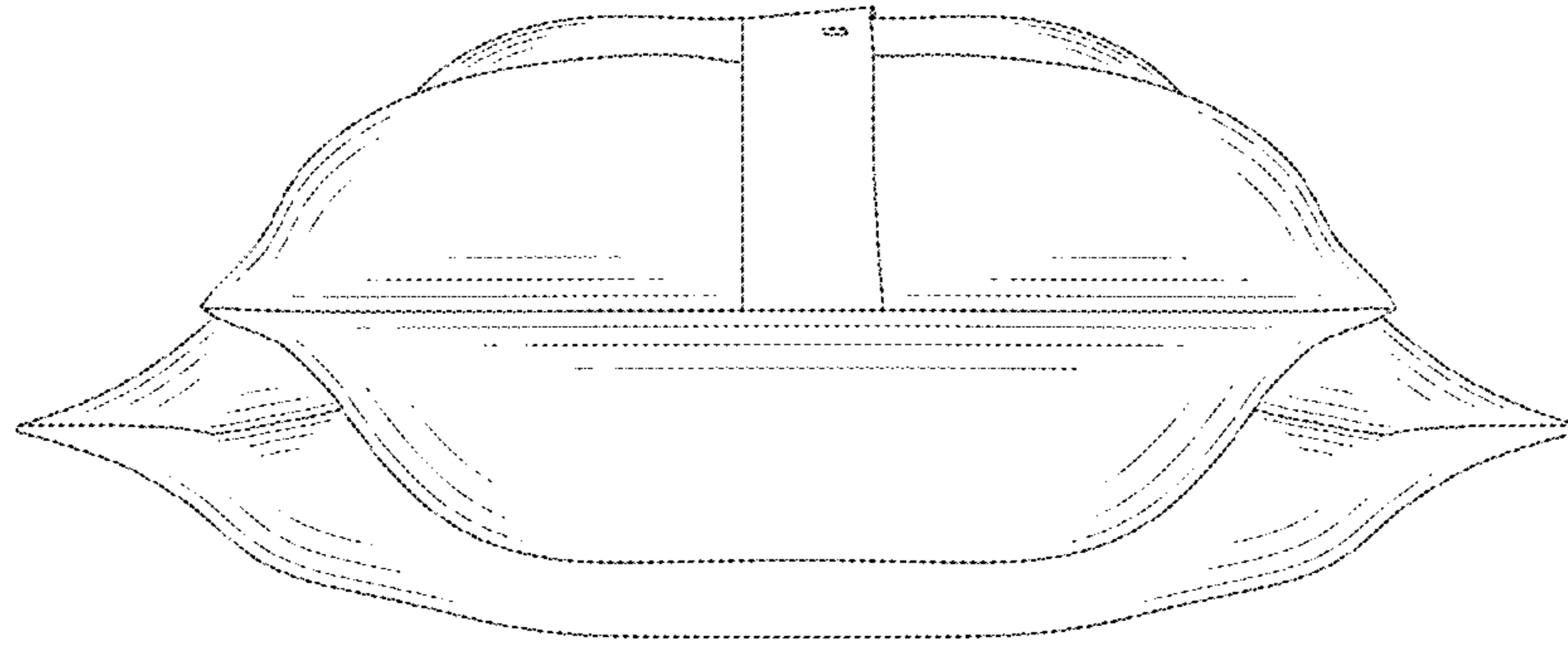


FIG. 8