



US00D983445S

(12) **United States Design Patent** (10) **Patent No.:** **US D983,445 S**
Harris et al. (45) **Date of Patent:** **** Apr. 11, 2023**

(54) **SLEEVE FOR HOLDING AN AEROSOL GENERATOR**

(71) Applicant: **Nicoventures Trading Limited**,
London (GB)

(72) Inventors: **Ben Harris**, London (GB); **Mark Richards**, London (GB); **Craig Glass**, London (GB); **Anthony Cruice**, London (GB)

(73) Assignee: **Nicoventures Trading Limited**,
London (GB)

(**) Term: **15 Years**

(21) Appl. No.: **29/652,862**

(22) Filed: **Dec. 18, 2020**

(30) **Foreign Application Priority Data**

Jun. 19, 2020 (EM) 008013163

(51) **LOC (14) Cl.** **27-02**

(52) **U.S. Cl.**
USPC **D27/162**

(58) **Field of Classification Search**
USPC D27/162, 100, 101, 127, 163-170, 172,
D27/174, 180-183, 185-194; D13/103,
D13/107; D24/110, 100.5; D23/360,
D23/363, 366
CPC A24F 1/30; A24F 1/02; A24F 1/00; A24F
47/008; A24F 47/002
See application file for complete search history.

(56) **References Cited**

U.S. PATENT DOCUMENTS

D256,063 S 7/1980 Burg
D650,994 S 12/2011 Sheehan et al.
D672,964 S 12/2012 Sheehan et al.
D672,967 S 12/2012 Sheehan et al.
D736,455 S * 8/2015 Liu D27/189

D804,811 S 12/2017 Davis
D805,765 S 12/2017 Davis
D818,637 S * 5/2018 Ringel D27/141
D819,983 S 6/2018 Barran et al.
D830,687 S 10/2018 Sciacca
D835,398 S 12/2018 Wilson
D843,052 S * 3/2019 Powell D27/163
D843,645 S * 3/2019 Mucaro D27/141
D848,058 S 5/2019 Richardson
D862,794 S 10/2019 Wolk
D869,086 S * 12/2019 Pan D27/162

(Continued)

FOREIGN PATENT DOCUMENTS

JP D1491305 S 3/2014

OTHER PUBLICATIONS

Office Action For Russian Application No. 2020506237, dated Aug. 3, 2021, 11 pages.

Primary Examiner — Rebecca Tsehaye

(74) *Attorney, Agent, or Firm* — Patterson Thuent IP

(57) **CLAIM**

We claim the ornamental design for a sleeve for holding an aerosol generator, as shown.

DESCRIPTION

FIG. 1 is a front perspective view of a sleeve for holding an aerosol generator.

FIG. 2 is a front view of the sleeve for holding an aerosol generator depicted in FIG. 1.


FIG. 3 is a rear view of the sleeve for holding an aerosol generator depicted in FIG. 1.

FIG. 4 is a top view of the sleeve for holding an aerosol generator depicted in FIG. 1.

FIG. 5 is a right side view of the sleeve for holding an aerosol generator depicted in FIG. 1; and,

FIG. 6 is a left side view of the sleeve for holding an aerosol generator depicted in FIG. 1.

1 Claim, 6 Drawing Sheets



(56)

References Cited

U.S. PATENT DOCUMENTS

D883,563	S	*	5/2020	Pan	D27/139
D902,478	S		11/2020	Goldsborough		
D912,409	S		3/2021	Yamada		
D915,063	S		4/2021	Goodsite et al.		
D915,607	S		4/2021	Kase et al.		
D921,286	S		6/2021	Kesselman et al.		
D924,400	S		7/2021	Kimball		
D924,472	S	*	7/2021	Powell	D27/162
D925,821	S	*	7/2021	Cruice	D27/162
D926,367	S		7/2021	Cruice et al.		
D928,393	S	*	8/2021	Powell	D27/162
D929,650	S	*	8/2021	Cruice	D27/162
D930,893	S	*	9/2021	Powell	D27/162
D945,167	S		3/2022	Funk et al.		
D945,695	S	*	3/2022	Powell	D27/162
D946,907	S		3/2022	Corrigan		
D953,613	S	*	5/2022	Powell	D27/162
D954,025	S	*	6/2022	Li	D14/217
2016/0003578	A1		1/2016	Vertreese		

* cited by examiner




FIG. 1




FIG. 2




FIG. 3

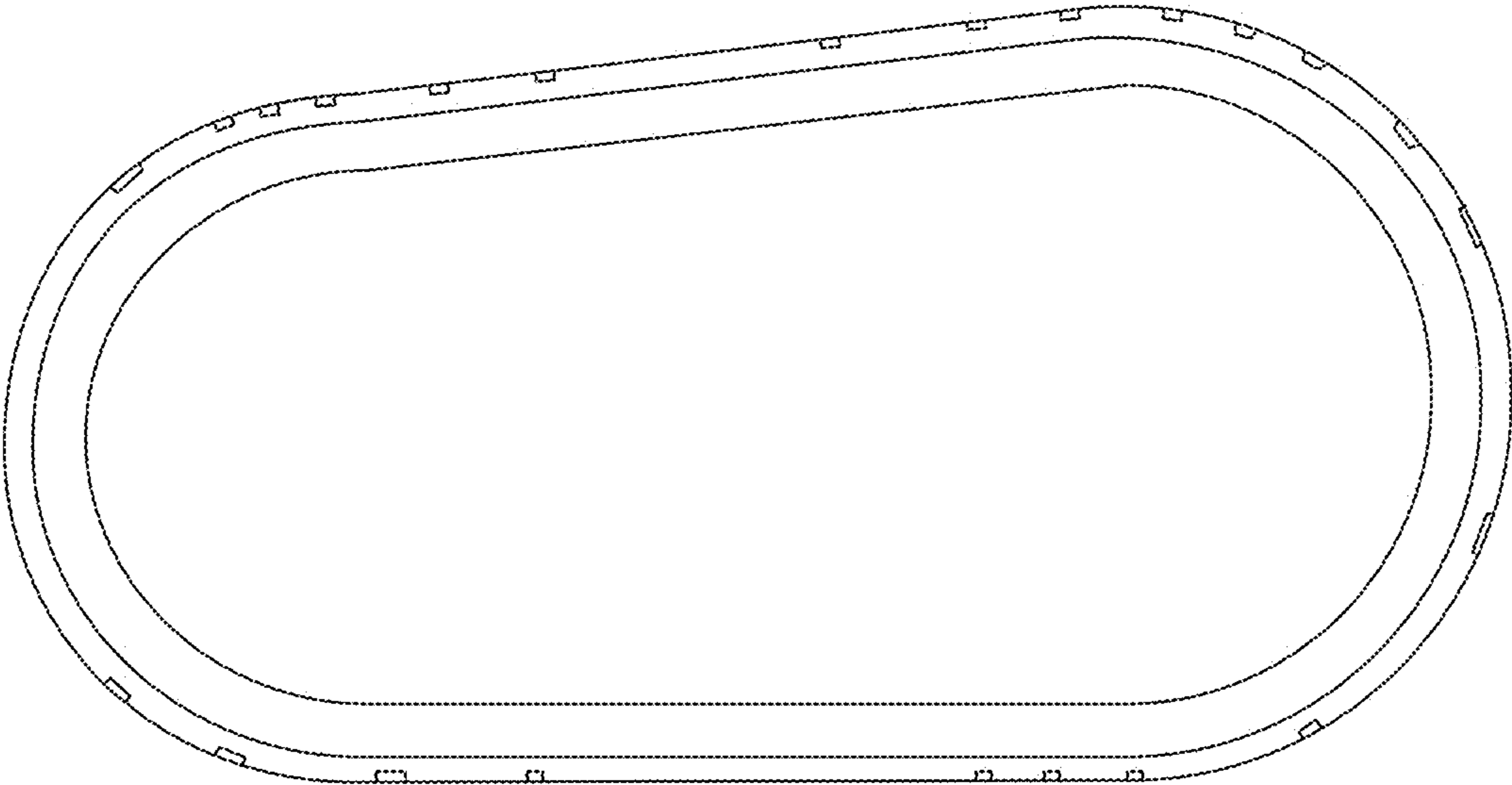


FIG. 4

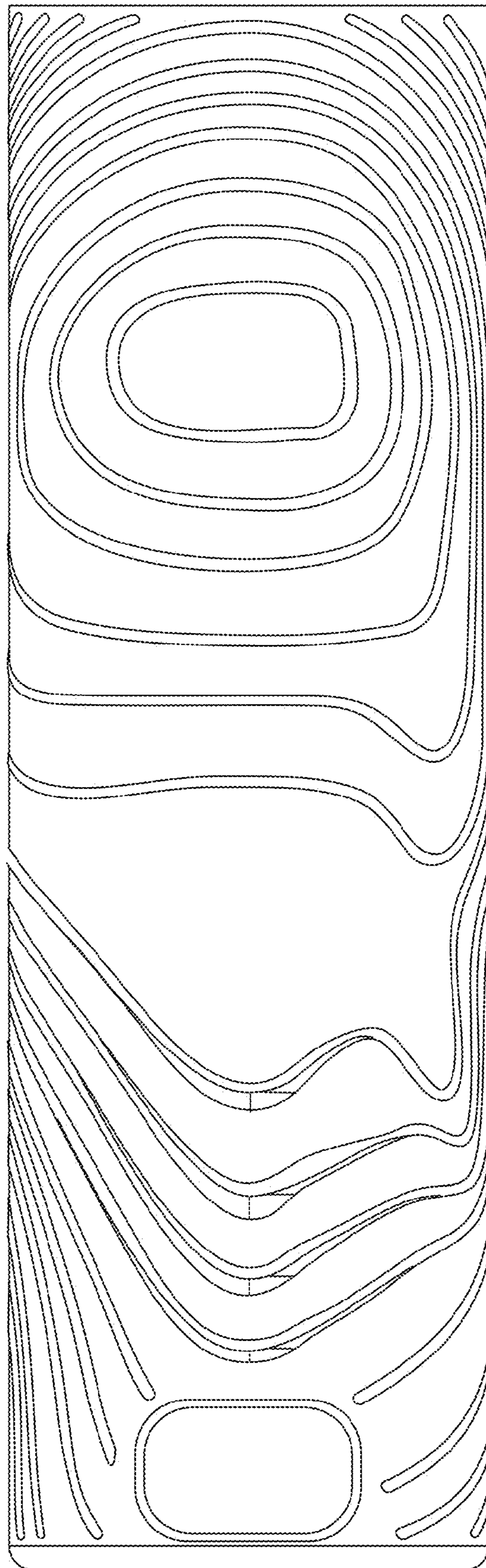


FIG. 5

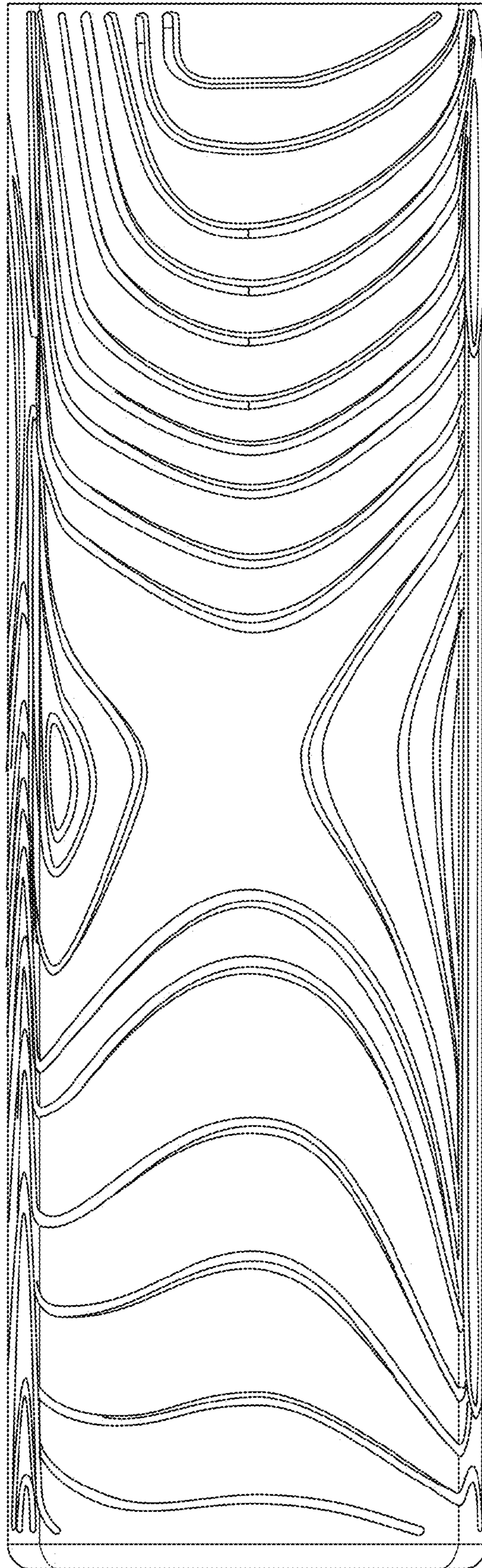


FIG. 6