



US00D983438S

(12) **United States Design Patent** (10) **Patent No.:** **US D983,438 S**
Li (45) **Date of Patent:** **** Apr. 11, 2023**

(54) **CRYSTAL CHANDELIER**
(71) Applicant: **Zhongshan Aosfu Lighting Co., LTD,**
Zhongshan (CN)

D963,918 S * 9/2022 Hendifar D26/88
D968,838 S * 11/2022 Huang D26/88
2009/0034270 A1* 2/2009 Schneider F21V 1/22
362/382

(72) Inventor: **Haiyang Li,** Hengyang (CN)
(73) Assignee: **Zhongshan Aosfu Lighting Co., LTD,**
Zhongshan (CN)

OTHER PUBLICATIONS

Dyrabrest Crystal Flush Mount Chandelier, ASIN: B08CR1WLG1.
Available from amazon.com Jul. 10, 2020. (Year: 2020).*
7PM Store Luxury Chandelier for Staircase, ASIN: B011OES3Z4.
Available from amazon.com Jun. 23, 2015. (Year: 2015).*
Flashing God Store 120" High Ceiling Chandelier, ASIN:
B07BVV7VN9. Available from amazon.com Nov. 14, 2019. (Year:
2019).*
Mooni Modern Large Spiral Crystal Chandelier, ASIN: B07RX6KV73.
Available from amazon.com Mar. 23, 2018. (Year: 2018).*

(**) Term: **15 Years**

(21) Appl. No.: **29/847,010**

(22) Filed: **Jul. 20, 2022**

(51) **LOC (14) Cl.** **26-03**

(52) **U.S. Cl.**
USPC **D26/86; D26/81**

(58) **Field of Classification Search**
USPC D26/72, 81, 83, 84, 85, 86, 88, 91
CPC F21S 8/04; F21S 8/043; F21S 8/06; F21S
8/061; F21S 8/063

See application file for complete search history.

* cited by examiner

Primary Examiner — Clare E Heflin

(74) *Attorney, Agent, or Firm* — Nitin Kaushik

(57) **CLAIM**

The ornamental design for a crystal chandelier, as shown and described.

(56) **References Cited**

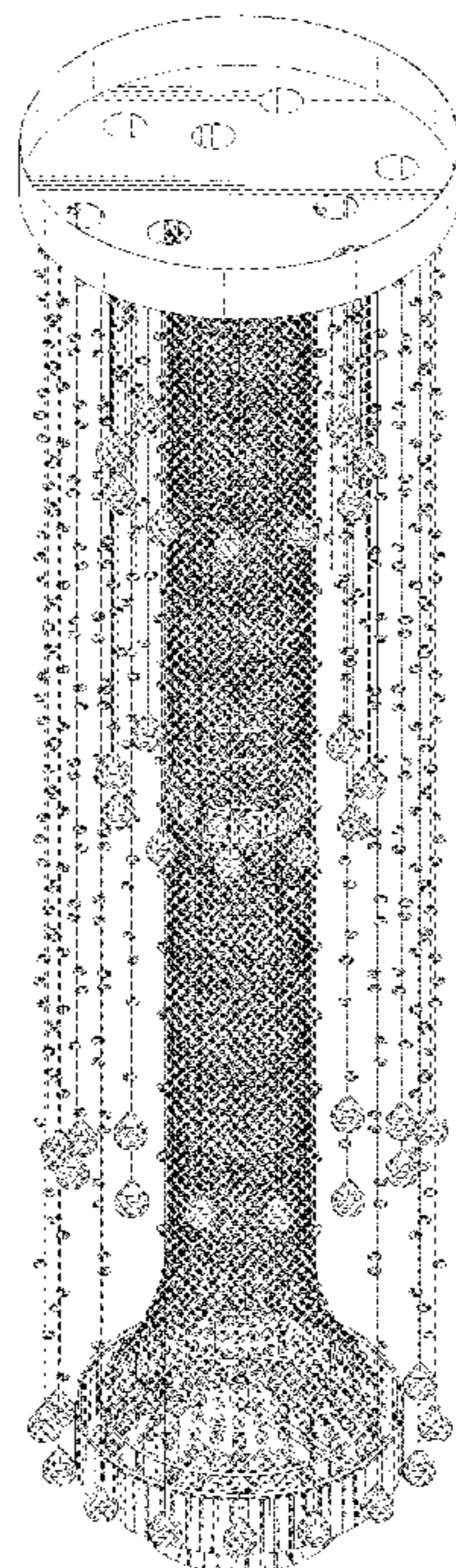
U.S. PATENT DOCUMENTS

D96,957 S * 9/1935 Canning D26/88
D339,652 S * 9/1993 Segill D26/86
D400,283 S * 10/1998 Lawrence D26/59
D504,191 S * 4/2005 Schonbek D26/81
6,921,186 B1 * 7/2005 Viskovich F21V 5/06
362/147
D605,810 S * 12/2009 Rugee D26/88
D620,173 S * 7/2010 Sabernig D26/81
D622,437 S * 8/2010 Crosby D26/88
D775,396 S 11/2016 Yando
D843,047 S * 3/2019 Park D26/88
D879,360 S * 3/2020 Zeng D26/110

DESCRIPTION

FIG. 1 is a front perspective view of a crystal chandelier, showing my new design;
FIG. 2 is a front view thereof;
FIG. 3 is a rear view thereof;
FIG. 4 is a left side view thereof;
FIG. 5 is a right side view thereof;
FIG. 6 is a top view thereof; and,
FIG. 7 is a bottom view thereof.

1 Claim, 7 Drawing Sheets



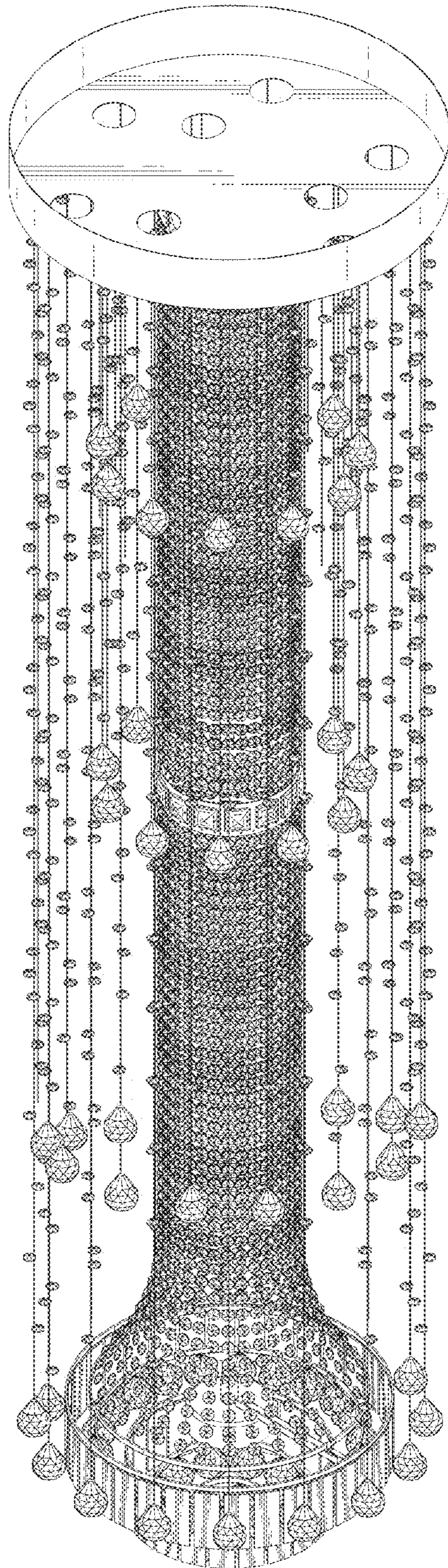


FIG. 1

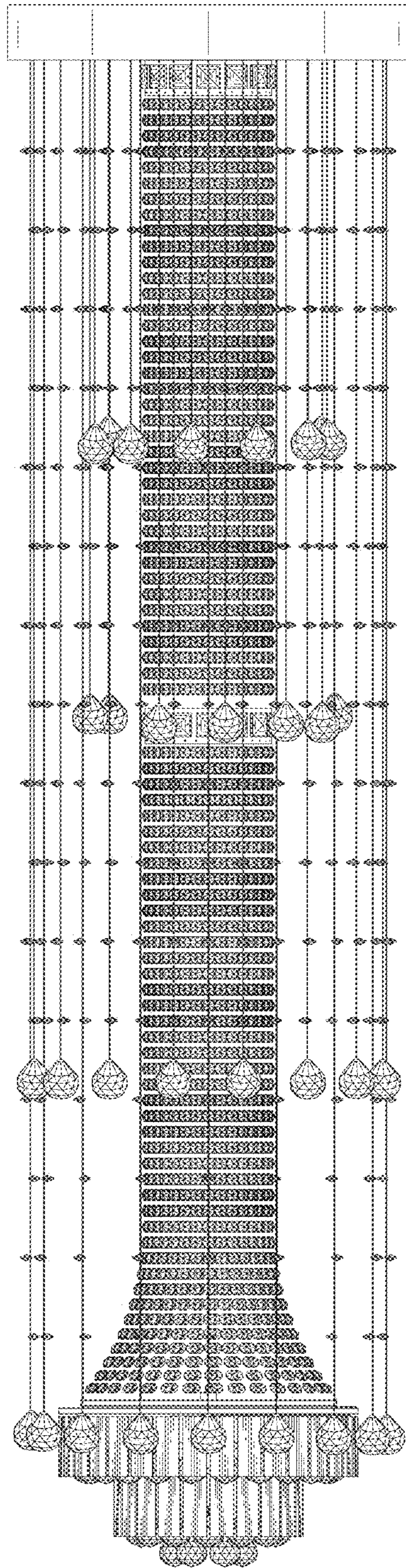


FIG. 2

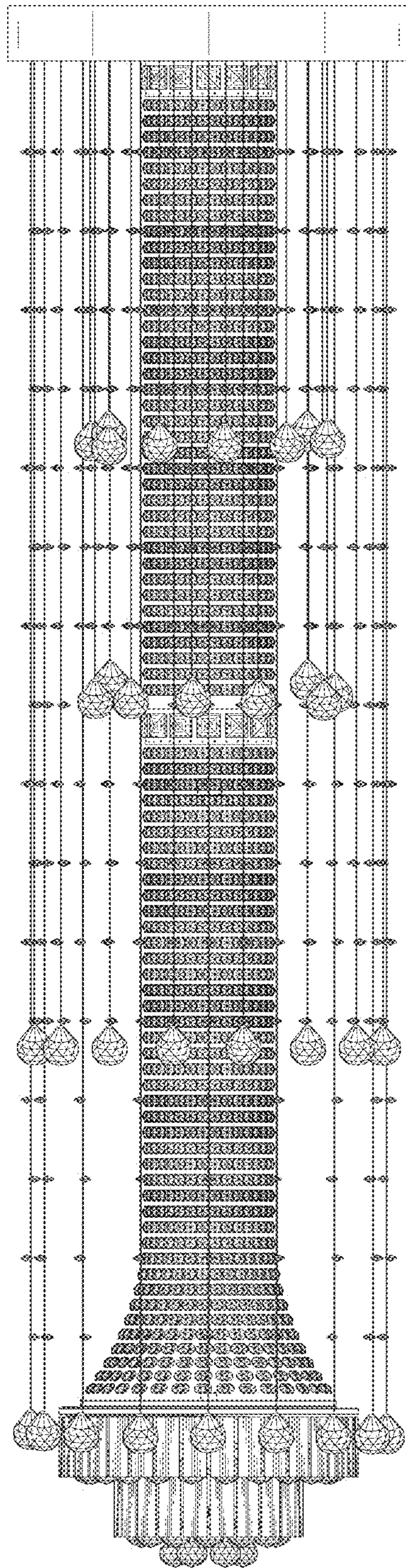


FIG. 3

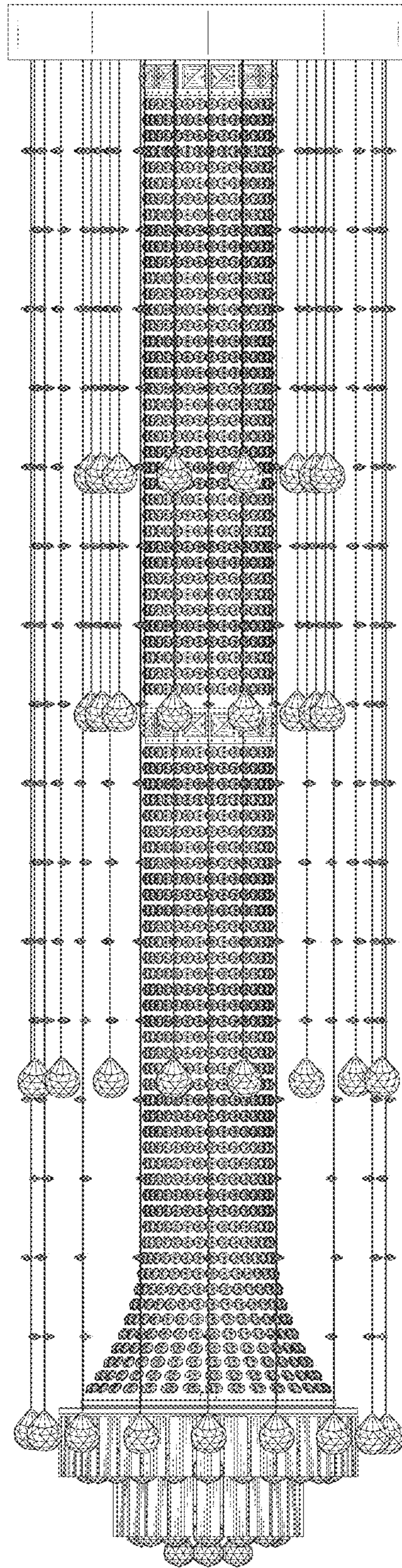


FIG. 4

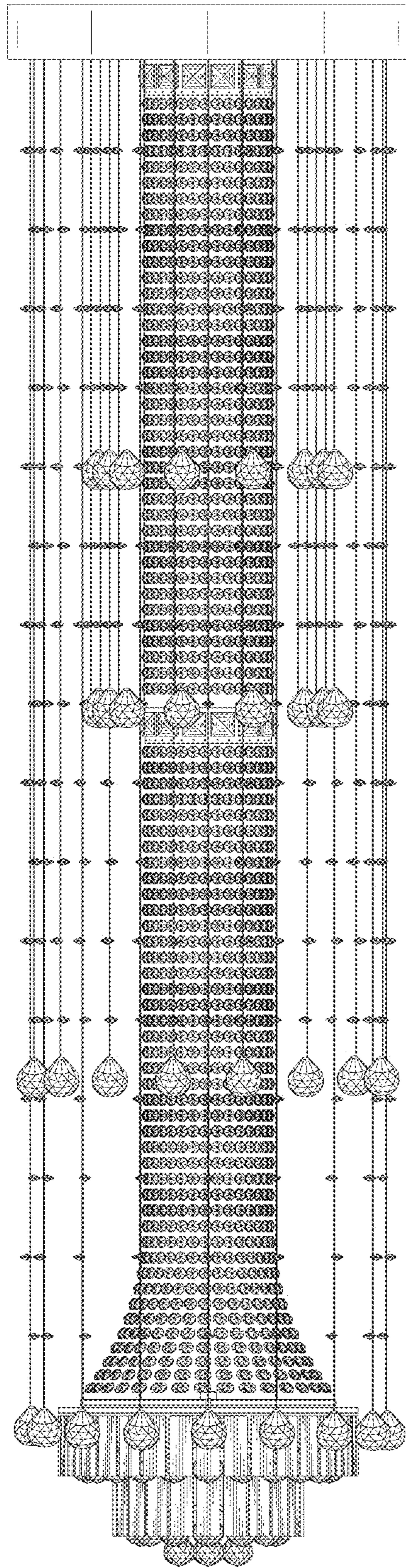


FIG. 5

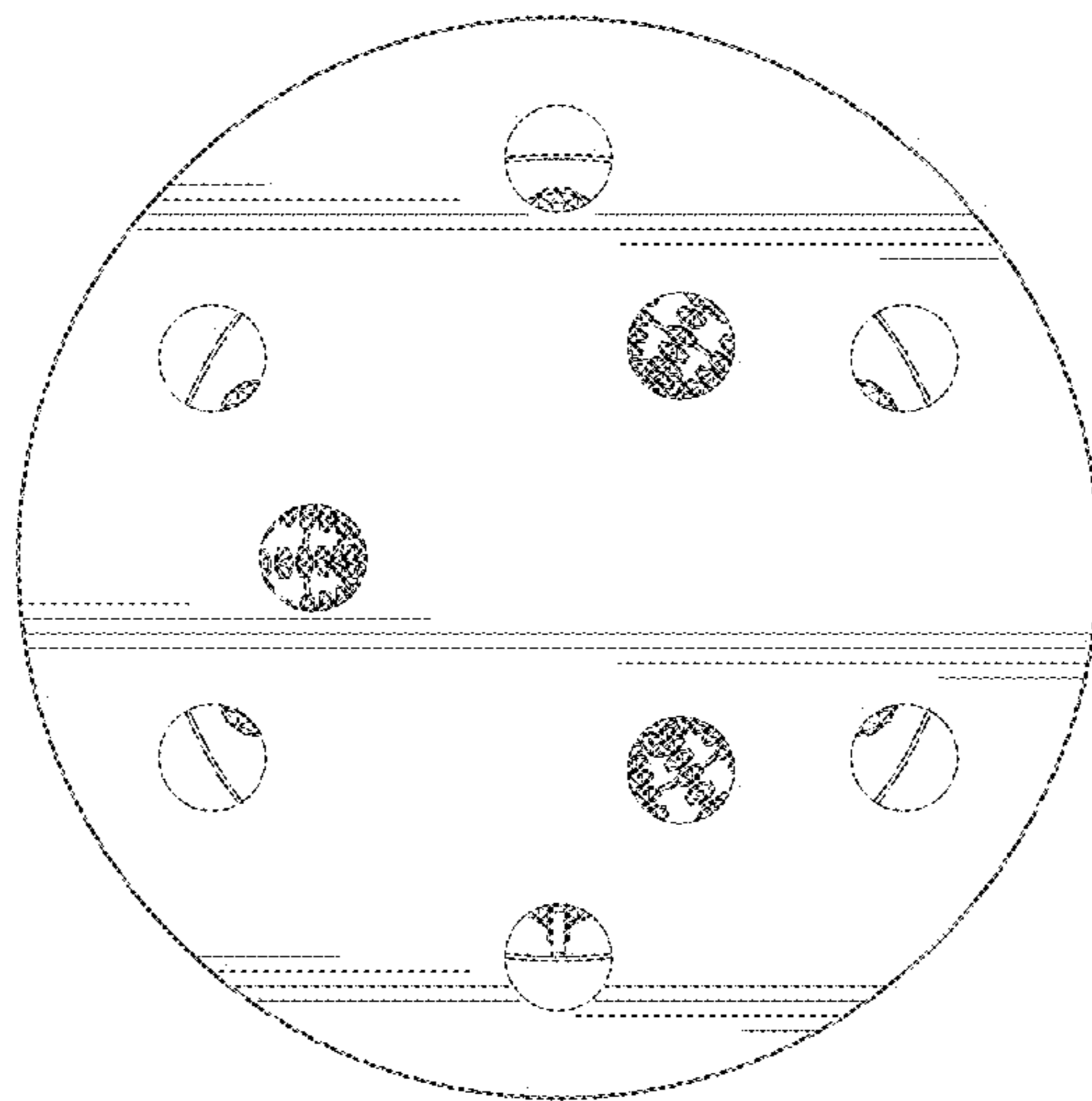


FIG. 6




FIG. 7