

US00D983411S

(12) **United States Design Patent** (10) **Patent No.:** **US D983,411 S**
Rashid et al. (45) **Date of Patent:** **** Apr. 11, 2023**

(54) **ROOFING SUPPORT SYSTEM**

(71) Applicant: **Phil Squared Roof Jack Systems LLC**, Milford, MI (US)
(72) Inventors: **Philip F Rashid**, Milford, MI (US); **Phillip A Tesolin**, Hartland, MI (US)
(73) Assignee: **Phil Squared Roof Jack Systems LLC**, Highland, MI (US)
(**) Term: **15 Years**

(21) Appl. No.: **29/741,731**
(22) Filed: **Jul. 15, 2020**
(51) **LOC (14) Cl.** **25-04**
(52) **U.S. Cl.**
USPC **D25/62**
(58) **Field of Classification Search**
USPC D25/62; D8/380
CPC E04D 15/02; E04D 13/12; E04G 3/26;
E04G 3/265
See application file for complete search history.

(56) **References Cited**
U.S. PATENT DOCUMENTS

341,950	A	5/1886	Sharpe
844,746	A	2/1907	Rice
1,586,038	A	5/1926	Hall
D229,330	S	11/1973	Miles
4,135,335	A	1/1979	Jensen
4,519,565	A	5/1985	Whitmore
4,830,320	A	5/1989	Bellows
5,232,187	A	8/1993	O'Farrell et al.
5,263,551	A	11/1993	Andersen
5,715,910	A	2/1998	Koch et al.

(Continued)

FOREIGN PATENT DOCUMENTS

CA	203678	S	7/2022
CA	203679	S	7/2022

(Continued)

OTHER PUBLICATIONS

Dura-Blok Rooftop Supports, posted (date unavailable) [online], [retrieved Oct. 5, 2022]. Retrieved from internet, <https://www.eaton.com/us/en-us/catalog/support-systems/dura-blok-rooftop-supports.html> (Year: 2022).

(Continued)

Primary Examiner — Doris Clark
(74) *Attorney, Agent, or Firm* — North Star IP Law PLLC; Edmund P. Anderson

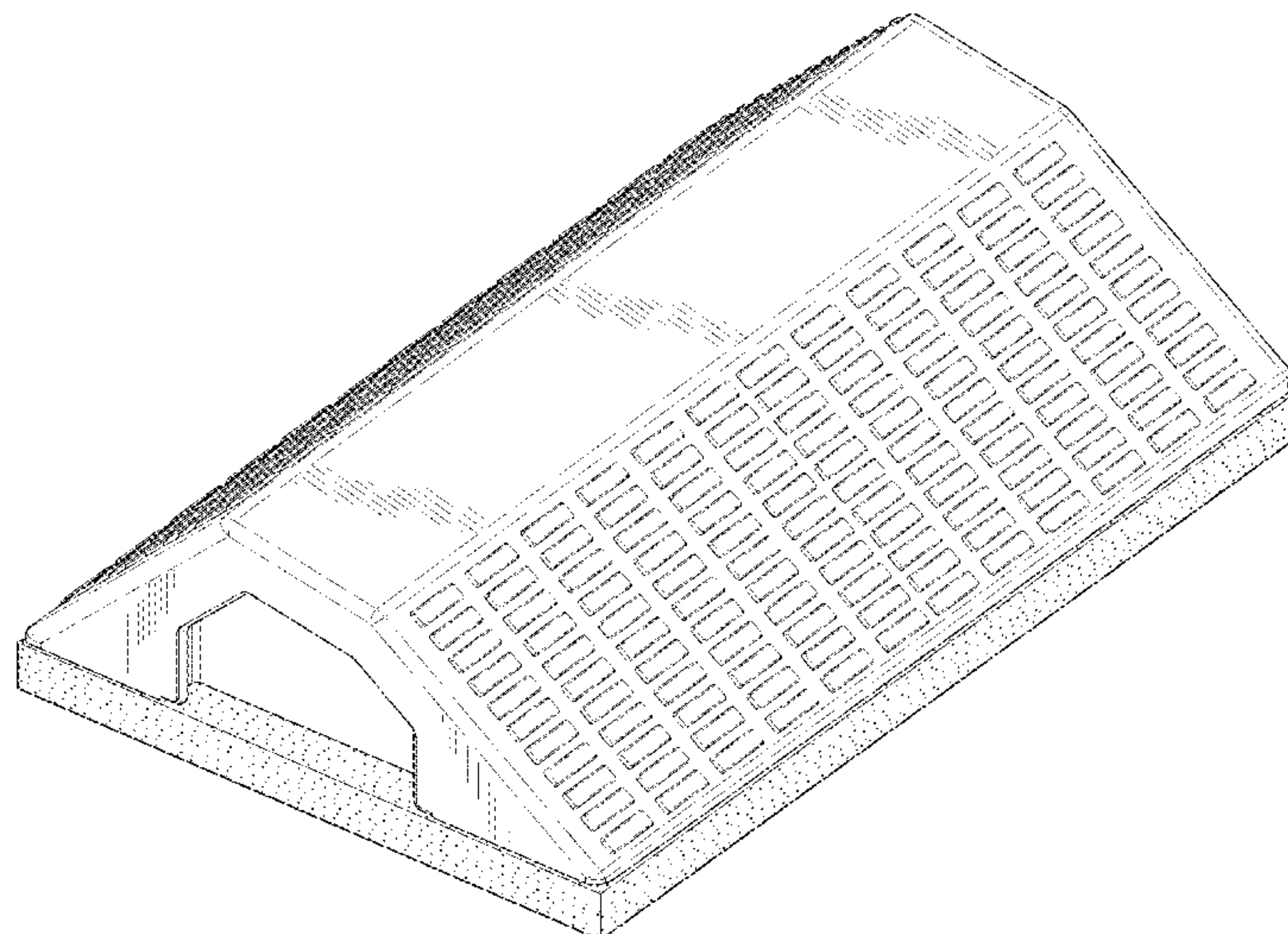
(57) **CLAIM**

The ornamental design for a roofing support system, as shown and described.

DESCRIPTION

FIG. 1 is a perspective view of a first embodiment of a roofing support system comprising the upper core member and an attached lower cover layer member comprising an elastomeric polymer foam;
FIG. 2 is a top view thereof;
FIG. 3 is a bottom view thereof;
FIG. 4 is a left side view thereof;
FIG. 5 is a right side rear view thereof;
FIG. 6 is a front view thereof;
FIG. 7 is a rear view thereof;
FIG. 8 is a perspective view of a second embodiment of a roofing support system comprising an upper core member and an attached lower cover layer member comprising an elastomeric polymer foam;
FIG. 9 is a top view thereof;
FIG. 10 is a bottom view thereof;
FIG. 11 is a left side view thereof;
FIG. 12 is a right side rear view thereof;
FIG. 13 is a front view thereof; and,
FIG. 14 is a rear view thereof.

1 Claim, 10 Drawing Sheets



(56)

References Cited

U.S. PATENT DOCUMENTS

5,842,746 A 12/1998 Rogers
 5,887,406 A 3/1999 Bond
 5,943,839 A 8/1999 Miller
 D425,440 S 5/2000 Franklin
 6,170,222 B1 1/2001 Miller
 D440,672 S * 4/2001 Alexander D25/62
 D461,138 S 8/2002 Spiller
 6,513,625 B1 2/2003 Gaskins
 6,622,960 B2 9/2003 Hyde
 D596,812 S 7/2009 Sicken et al.
 8,104,575 B1 1/2012 Bancroft
 8,448,746 B2 5/2013 Davis
 D704,858 S * 5/2014 Green D25/62
 9,145,687 B1 9/2015 Bancroft
 D743,628 S 11/2015 Millington
 D762,306 S 7/2016 Torres et al.
 D767,796 S * 9/2016 Kinsman D8/380
 9,458,639 B1 * 10/2016 Coleman E04G 21/3214
 9,834,937 B2 12/2017 Warner
 D809,799 S 2/2018 Pietruszewski et al.
 9,945,128 B1 * 4/2018 Baird E04D 15/07
 D821,959 S 7/2018 Baker
 10,206,511 B2 2/2019 Peters
 10,550,588 B2 2/2020 Smith et al.
 10,662,707 B2 5/2020 Koeman
 D892,193 S 8/2020 Masuda et al.
 D920,881 S 6/2021 Sheehan
 D942,051 S 1/2022 Andreu
 D948,753 S 4/2022 Rashid
 D948,754 S 4/2022 Rashid
 D970,051 S 4/2022 Rashid
 D970,052 S 4/2022 Rashid
 D960,396 S 8/2022 Rashid
 2003/0037990 A1 2/2003 Testa
 2004/0144815 A1 7/2004 Reid
 2004/0221524 A1 11/2004 Poddany et al.

2004/0262467 A1 12/2004 Burr
 2005/0097836 A1 5/2005 Krovats
 2006/0000180 A1 1/2006 Blais et al.
 2006/0226310 A1 10/2006 Hall et al.
 2007/0022676 A1 2/2007 Krovats
 2007/0069088 A1 3/2007 Bidiville et al.
 2009/0151039 A1 6/2009 Kielland
 2009/0249740 A1 10/2009 Crookston
 2010/0127002 A1 5/2010 Bel
 2012/0080264 A1 4/2012 Lord
 2012/0085590 A1 4/2012 Davis
 2014/0116804 A1 5/2014 Bancroft
 2015/0021452 A1 1/2015 Bourbonnais
 2018/0334814 A1 11/2018 Rashid et al.
 2019/0218799 A1 7/2019 Smith et al.
 2020/0370315 A1 11/2020 Pollock
 2021/0087836 A1 3/2021 Rashid et al.
 2021/0180342 A1 6/2021 Rashid et al.
 2021/0388619 A1 12/2021 Pollock
 2022/0282502 A1 9/2022 Rashid et al.

FOREIGN PATENT DOCUMENTS

CA 203680 S 7/2022
 CA 203681 S 7/2022
 CA 203682 S 7/2022
 EP 0710457 A2 5/1996
 FR 2964985 A1 3/2012
 WO 2022164619 A1 8/2022
 WO 2022186900 A1 9/2022

OTHER PUBLICATIONS

Highcraft STC-10T Rooftop Pipe Support Block . . . , posted Mar. 11, 2020 [online], [retrieved Oct. 5, 2022]. Retrieved from internet, https://www.amazon.com/Highcraft-STC-10T-Galvanized-Replacement-lb-capacity/dp/B085SVFVH6/ref=sr_1_3? (Year: 2020).

* cited by examiner

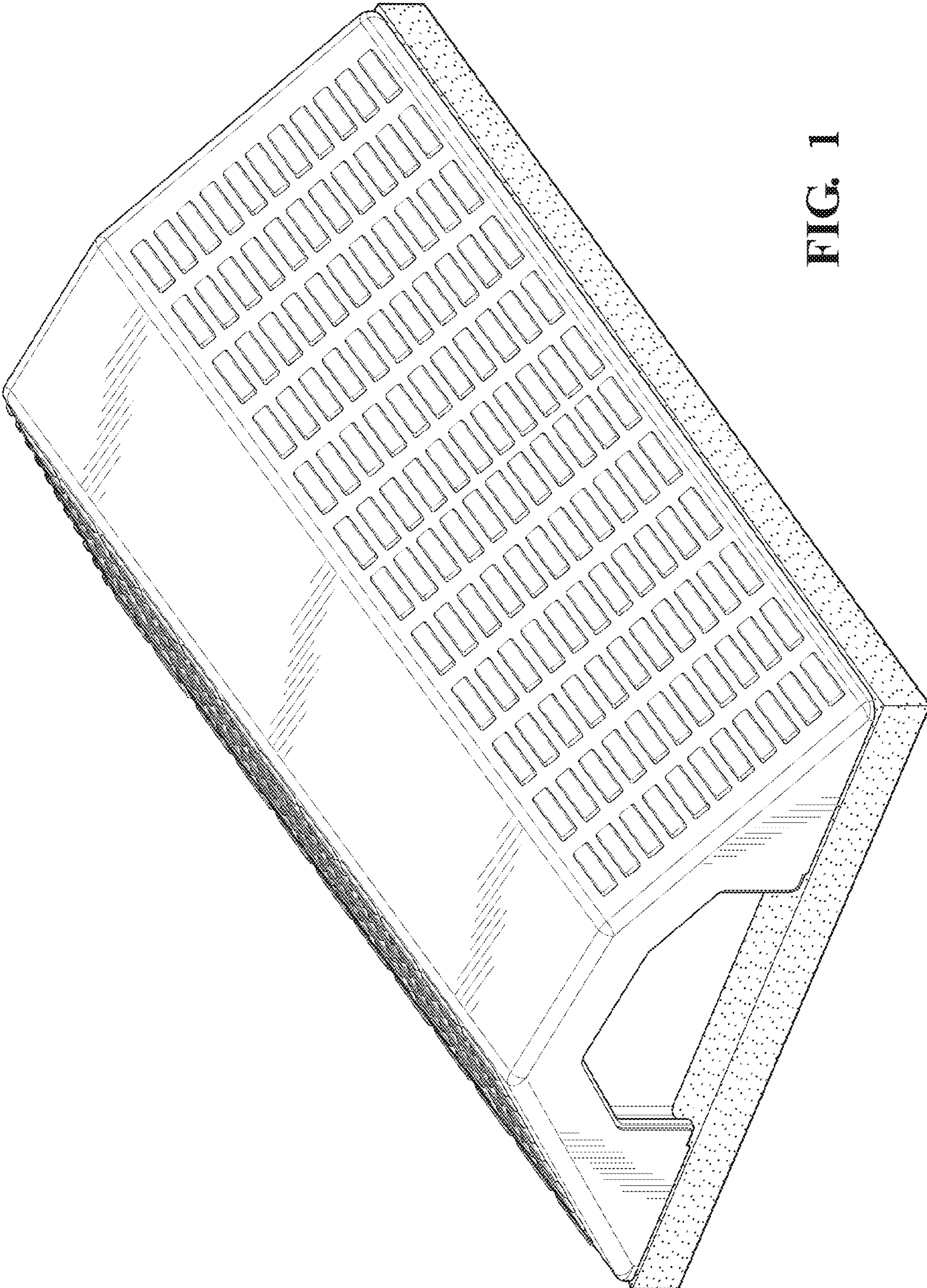


FIG. 1




FIG. 2




FIG. 3

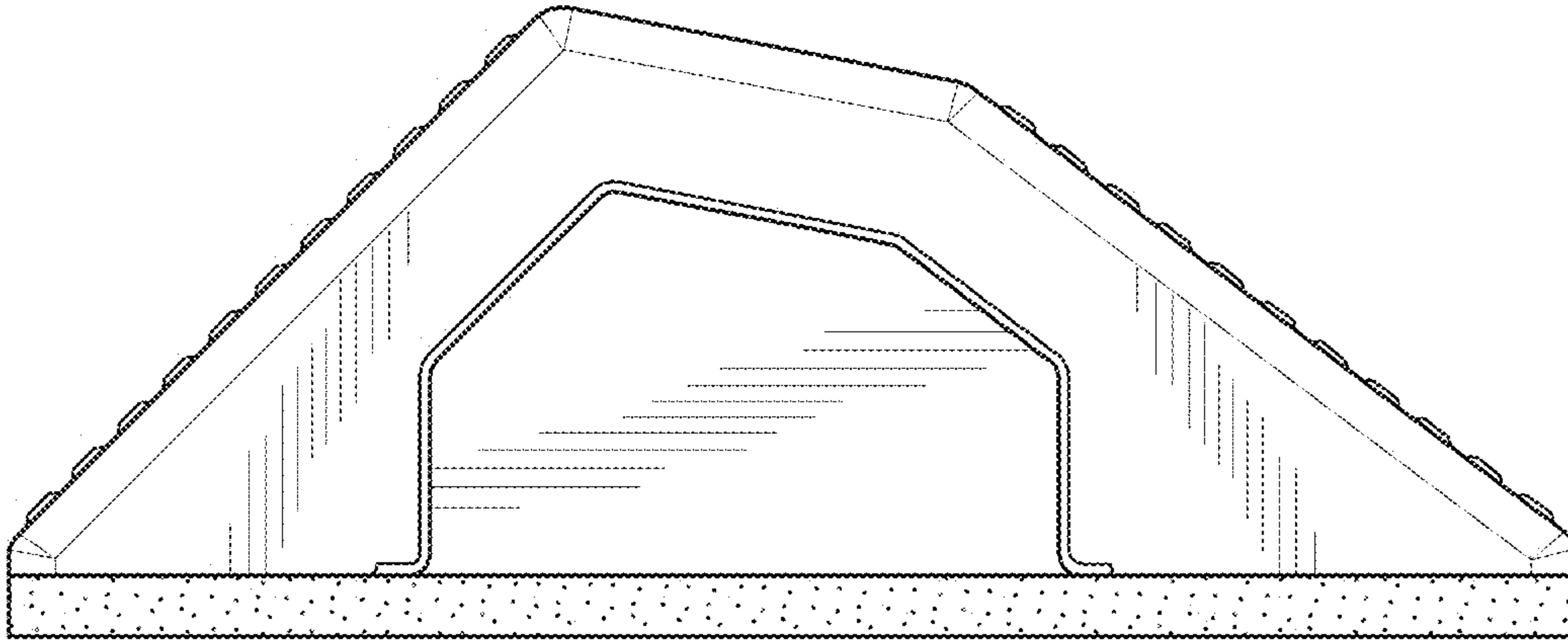


FIG. 4

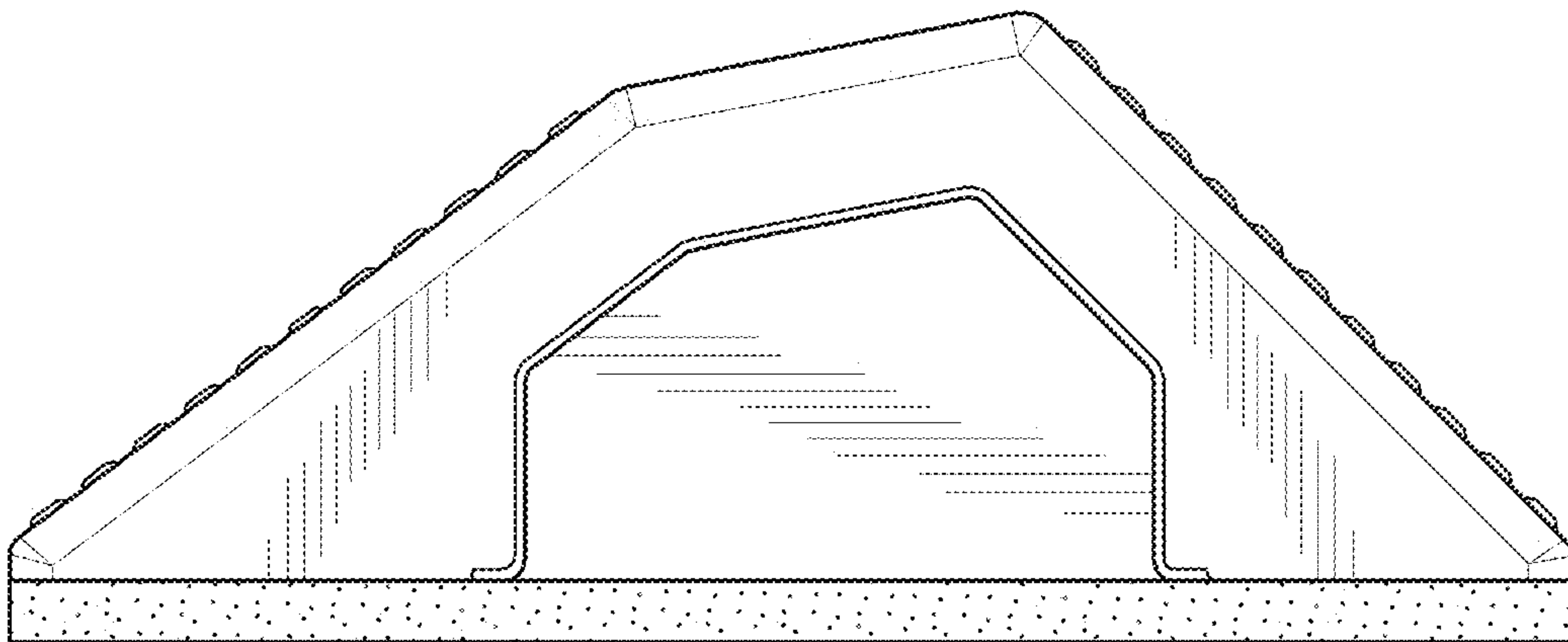


FIG. 5

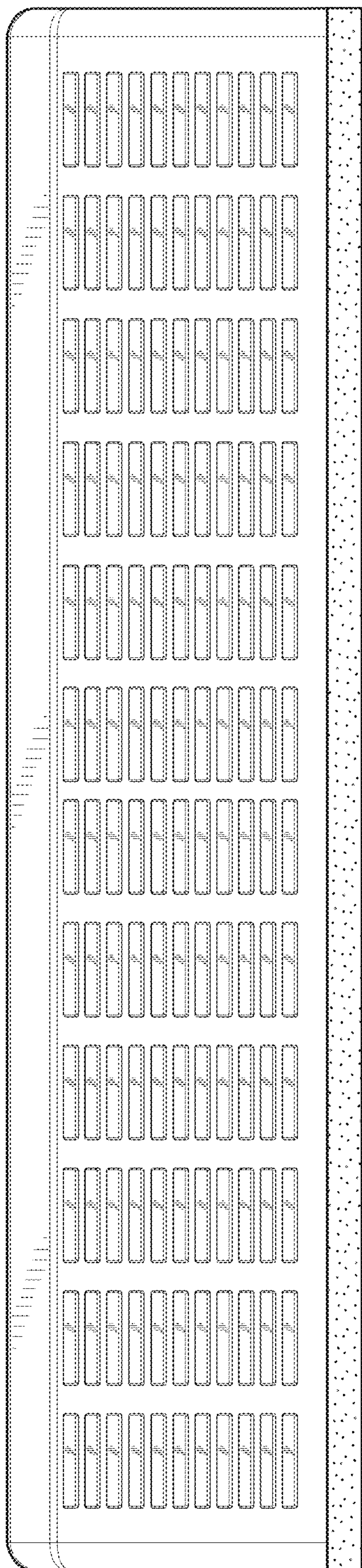


FIG. 6




FIG. 7

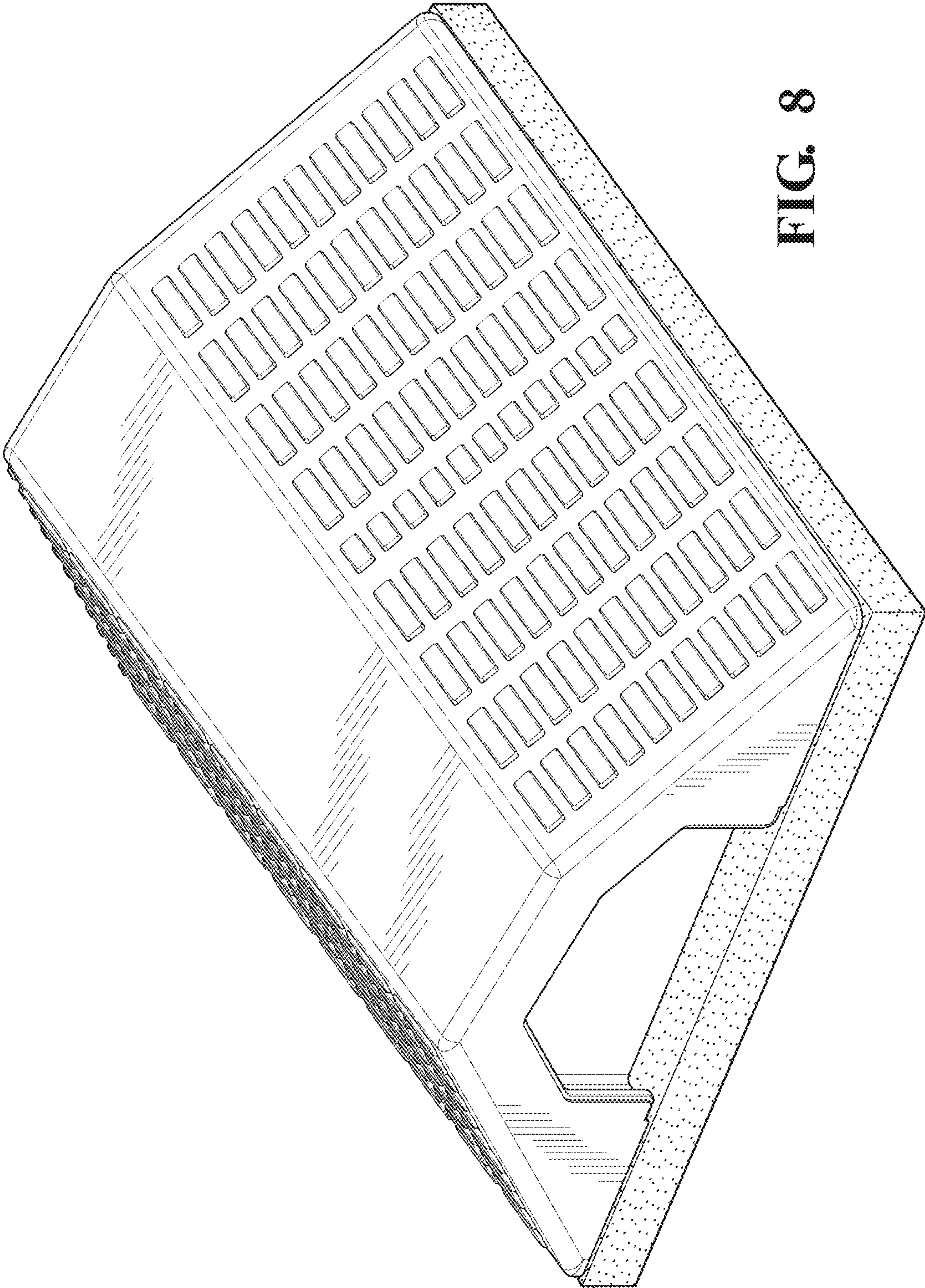


FIG. 8

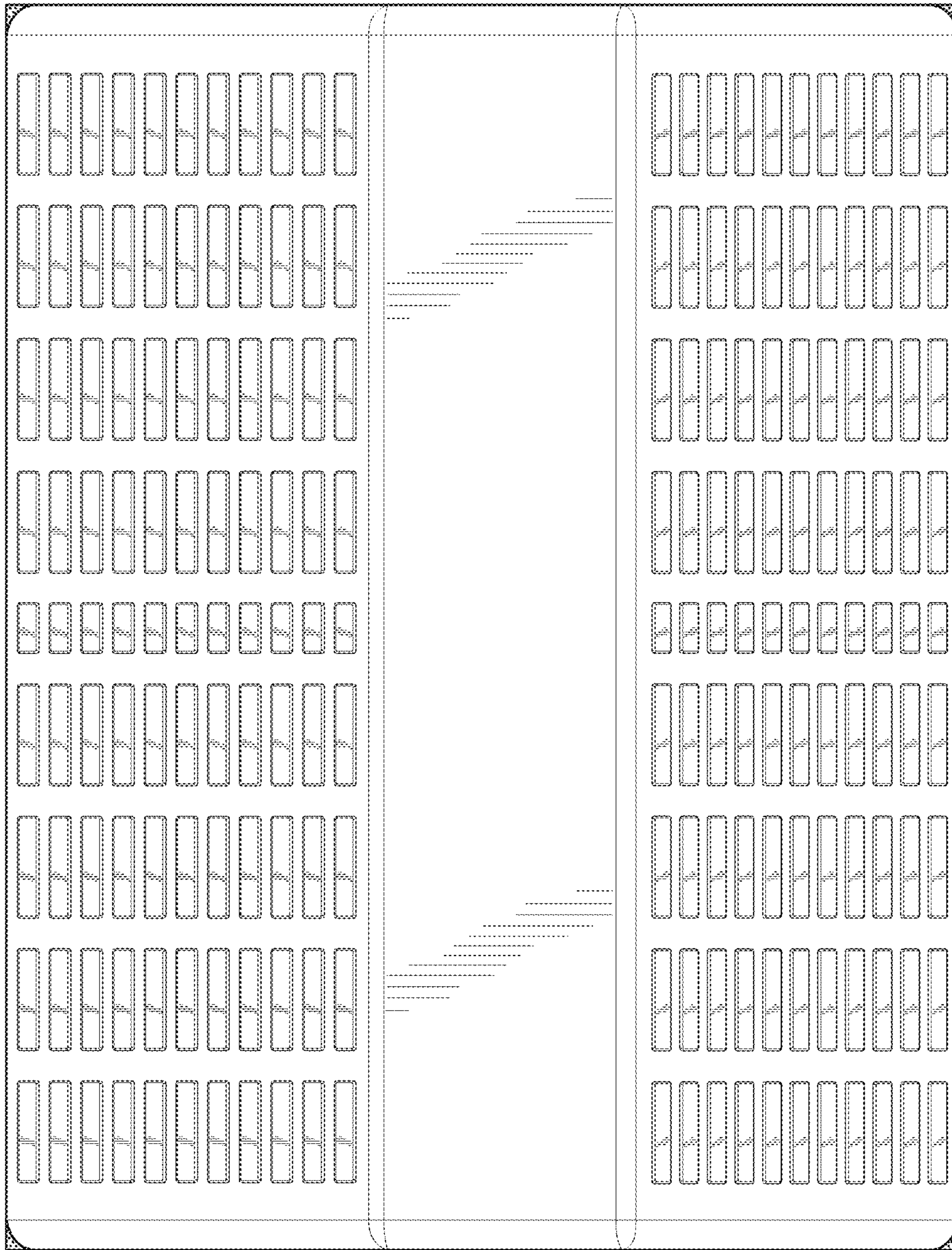


FIG. 9




FIG. 10

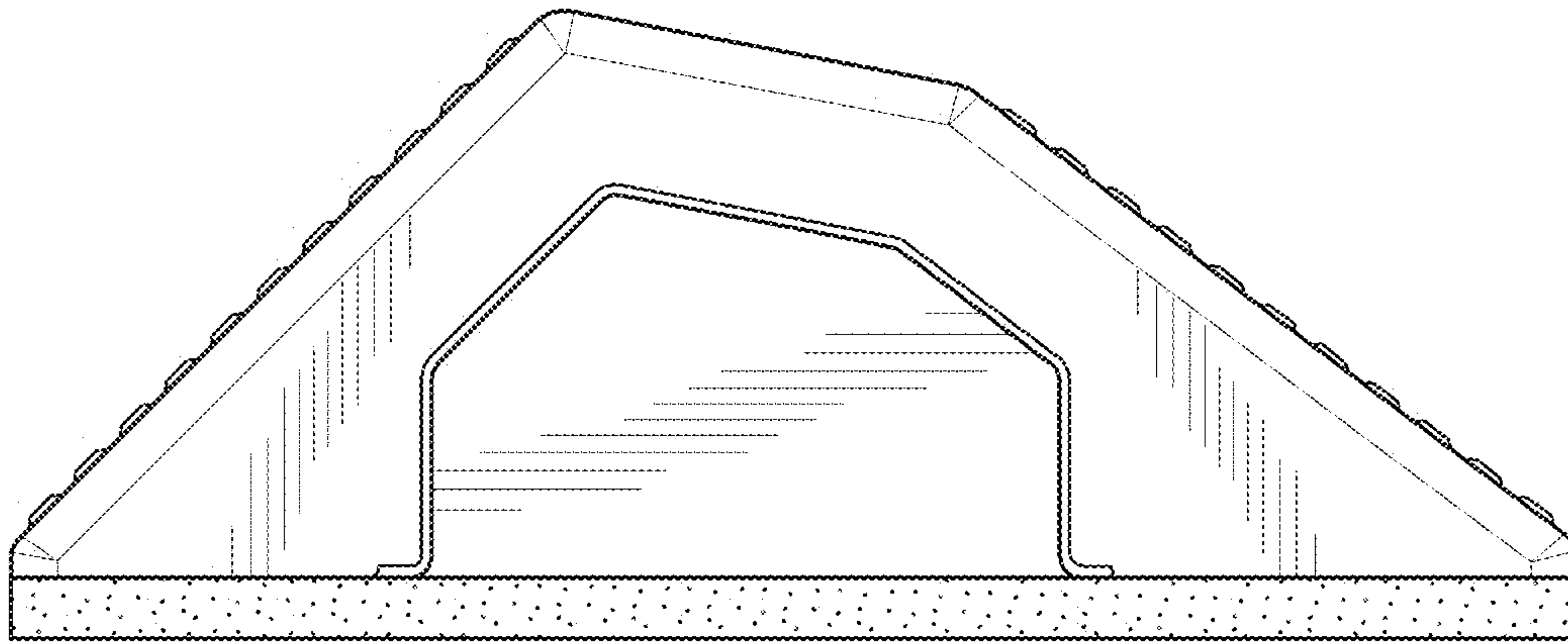


FIG. 11

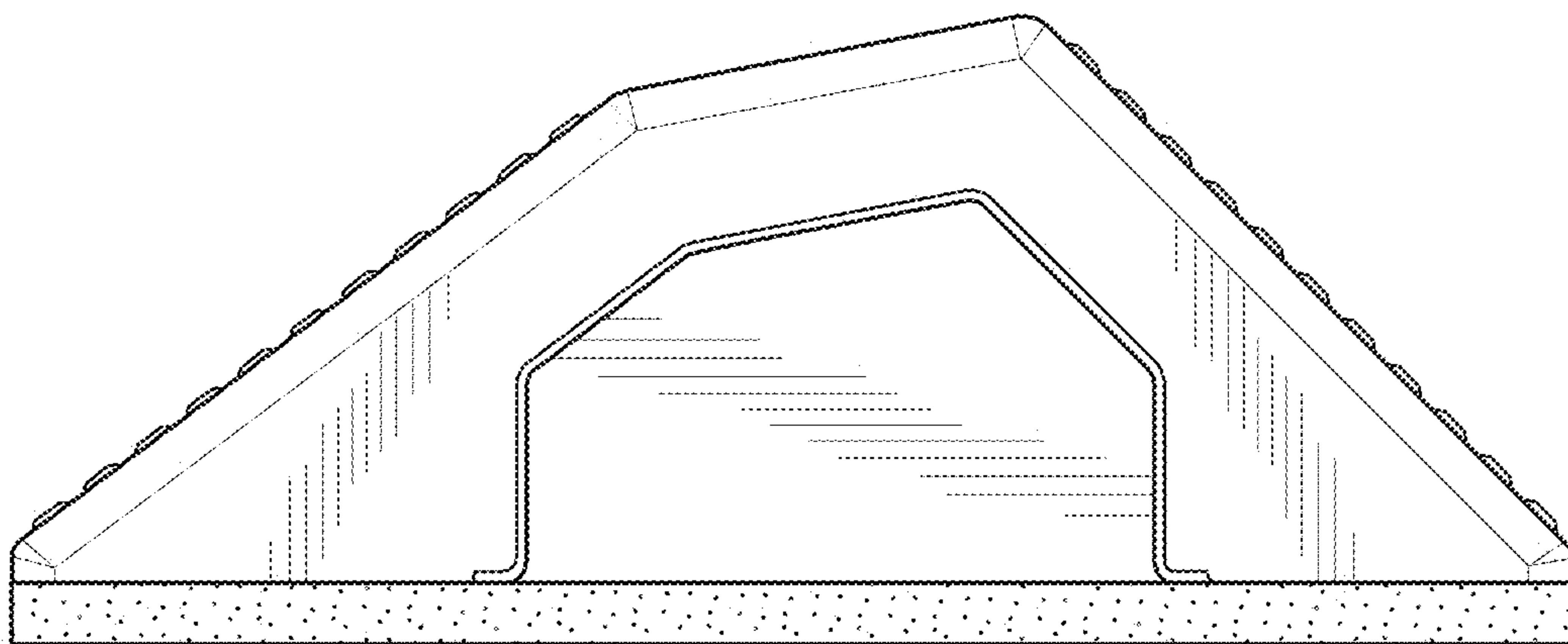


FIG. 12

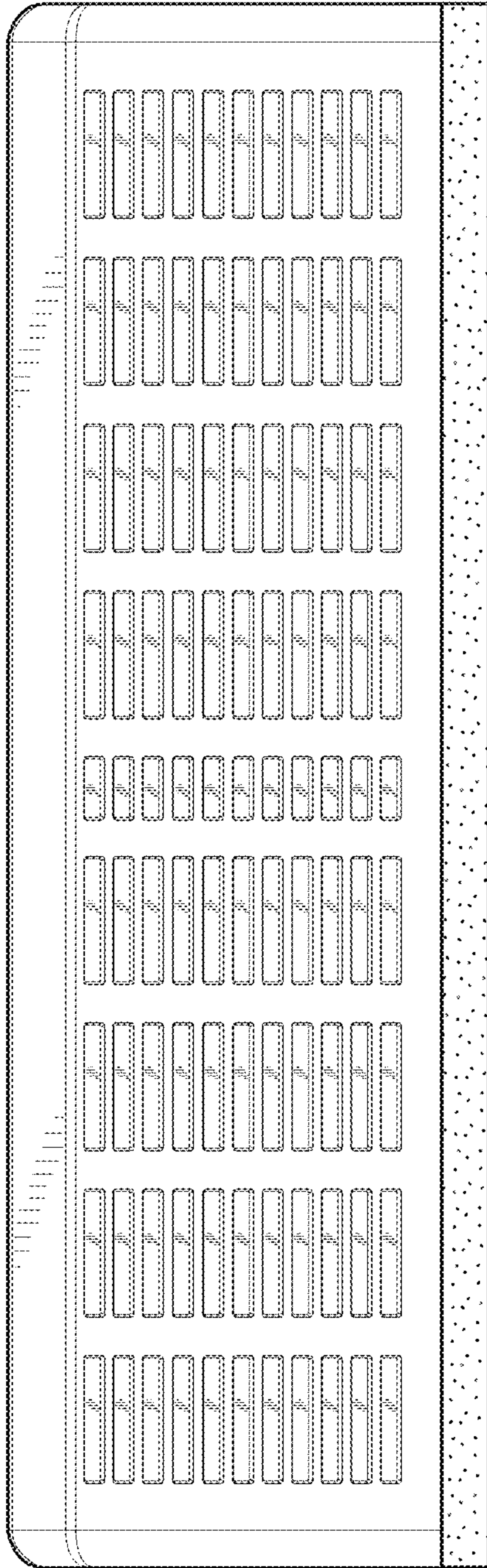


FIG. 13




FIG. 14