



US00D983410S

(12) **United States Design Patent**
Shen et al.

(10) **Patent No.:** **US D983,410 S**

(45) **Date of Patent:** **** Apr. 11, 2023**

(54) **SHED**

(71) Applicant: **ZHEJINAG DOUXBEBE TECHNOLOGIES CO., LTD**, Jinhua (CN)

(72) Inventors: **Zhuo Shen**, Jinhua (CN); **Zhenhai Hu**, Jinhua (CN); **Kai Xu**, Jinhua (CN)

(73) Assignee: **ZHEJINAG DOUXBEBE TECHNOLOGIES CO., LTD**, Jinhua (CN)

(**) Term: **15 Years**

(21) Appl. No.: **29/858,671**

(22) Filed: **Nov. 2, 2022**

(51) **LOC (14) Cl.** **25-03**

(52) **U.S. Cl.**
USPC **D25/33**

(58) **Field of Classification Search**
USPC D3/273, 294; D6/663, 667, 671.1; D25/15-18, 22, 29, 30, 32-34, 48.2, 48.3, D25/59; D30/108

CPC E04H 6/005; E04H 1/12; E04H 1/1216; E04H 1/1205; E04B 1/34321; E04B 2001/34389

See application file for complete search history.

(56) **References Cited**

U.S. PATENT DOCUMENTS

- 2,963,122 A * 12/1960 Jagemann G07F 19/20 D25/16
- 4,201,019 A * 5/1980 Jones A01G 9/14 52/57
- 5,666,766 A * 9/1997 Markey E04H 1/1205 52/643
- D506,266 S * 6/2005 Astle D25/59
- D532,462 S * 11/2006 DeBlanco D21/511
- D547,880 S * 7/2007 Ashby D25/33

- D548,362 S * 8/2007 Ashby D25/33
- D558,891 S * 1/2008 Grosfillex D25/33
- D575,878 S * 8/2008 Bartlett D25/33
- D606,667 S * 12/2009 Berger D25/33
- D639,451 S * 6/2011 McKimmy D25/33
- 8,020,347 B2 * 9/2011 Mower E04B 1/34321 52/79.5
- 8,091,289 B2 * 1/2012 Mower E04B 7/20 52/630
- D688,386 S * 8/2013 Donnelly D25/22
- D734,494 S * 7/2015 Steiner E04B 7/20 D25/33
- D770,059 S * 10/2016 Anderson E04B 1/34321 D25/33
- D770,641 S * 11/2016 Anderson D25/33
- D848,025 S * 5/2019 Chen D25/15
- D943,108 S * 2/2022 Thuma D25/33

(Continued)

FOREIGN PATENT DOCUMENTS

GB 6240558 * 11/2022

Primary Examiner — T Chase Nelson

Assistant Examiner — Sydney Margaret Parsley

(74) *Attorney, Agent, or Firm* — Nitin Kaushik

(57) **CLAIM**

The ornamental design for a shed, as shown and described.

DESCRIPTION

FIG. 1 is a top perspective view of a shed, showing our new design;

FIG. 2 is a front view thereof;

FIG. 3 is a rear view thereof;

FIG. 4 is a left side view thereof;

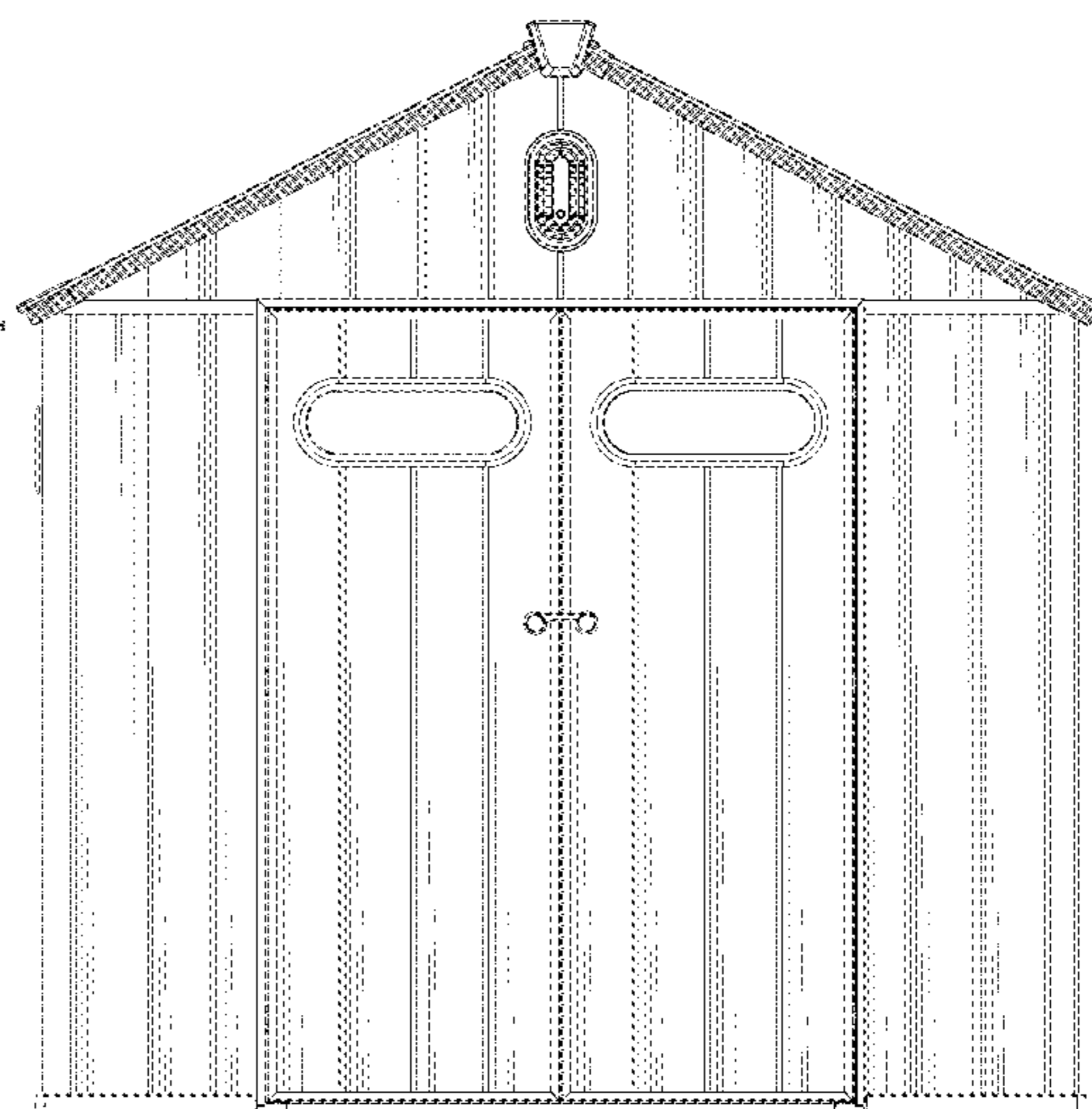

FIG. 5 is a right side view thereof;

FIG. 6 is a top view thereof; and,

FIG. 7 is a bottom view thereof.

The broken lines in the drawings illustrate the portions of the shed, which form no part of the claimed design.

1 Claim, 7 Drawing Sheets



(56)

References Cited

U.S. PATENT DOCUMENTS

D943,114 S * 2/2022 Russell D25/33
D946,170 S * 3/2022 Phillips D6/671.1
D946,171 S 3/2022 Phillips et al.
D955,605 S * 6/2022 Simonetti D6/671.1
D958,408 S * 7/2022 Ohanesian D25/33
11,447,946 B2 * 9/2022 Duffield E04B 1/34321
D965,820 S * 10/2022 Anderson E04H 1/1205
D6/671.1
D965,821 S * 10/2022 Phillips A01G 9/14
D25/48.3
D968,133 S * 11/2022 Sun G07F 19/20
D6/667

* cited by examiner




FIG. 1




FIG. 2




FIG. 3

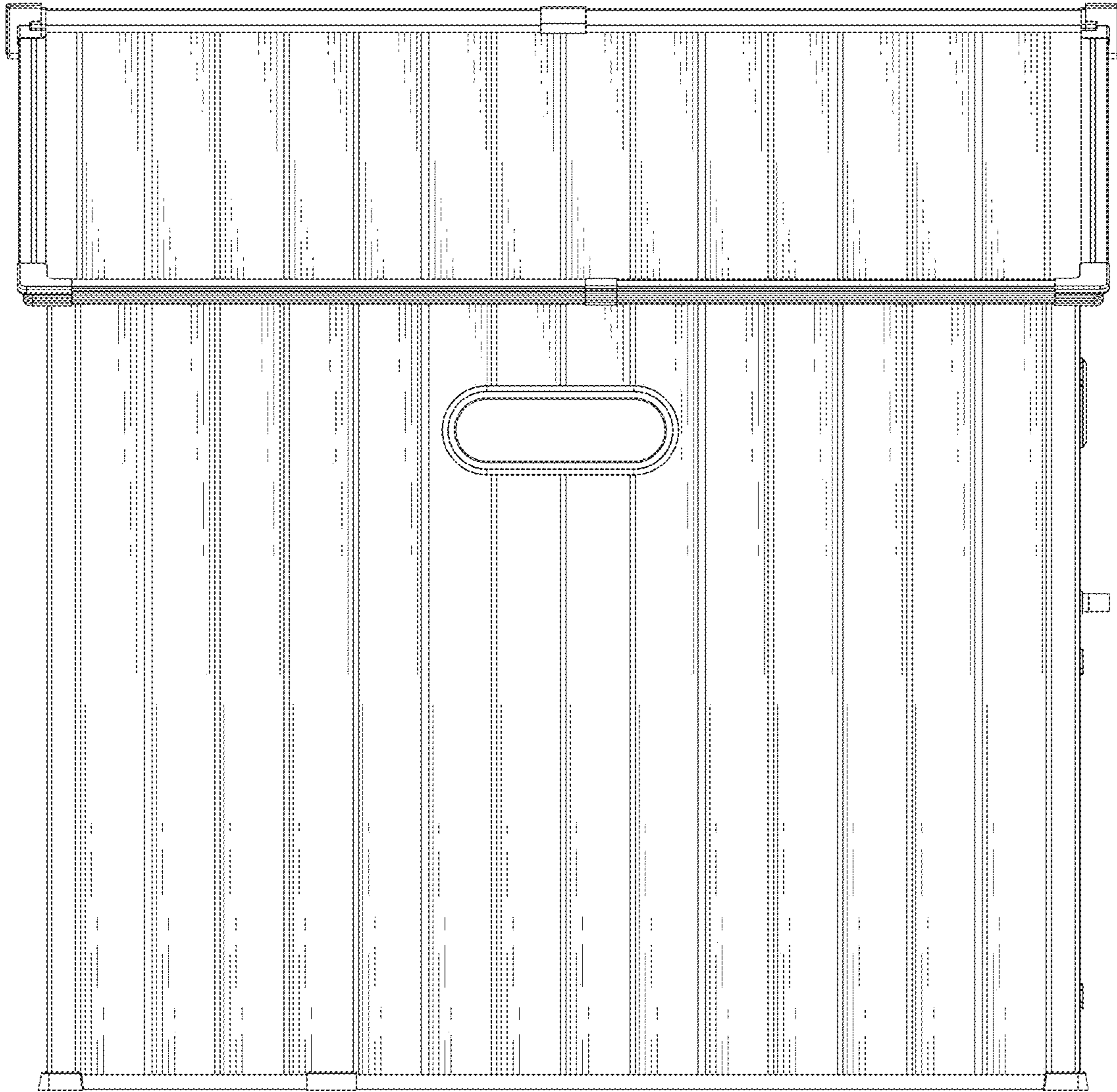


FIG. 4




FIG. 5




FIG. 6




FIG. 7