



US00D983404S

(12) **United States Design Patent**
Kovacs et al.

(10) **Patent No.:** **US D983,404 S**
(45) **Date of Patent:** **** Apr. 11, 2023**

- (54) **FLOW CELL CARRIER**
- (71) Applicant: **SINGULAR GENOMICS SYSTEMS, INC.**, La Jolla, CA (US)
- (72) Inventors: **Sandor Kovacs**, Middletown, DE (US);
Anson Hsu, San Diego, CA (US);
David Baranson, Encinitas, CA (US);
John Van Doorn, Fallbrook, CA (US);
Eli N. Glezer, Del Mar, CA (US)
- (73) Assignee: **Singular Genomics Systems, Inc.**, San Diego, CA (US)
- (**) Term: **15 Years**
- (21) Appl. No.: **29/759,905**
- (22) Filed: **Nov. 25, 2020**
- (51) **LOC (14) Cl.** **24-02**
- (52) **U.S. Cl.**
USPC **D24/224; D24/225**
- (58) **Field of Classification Search**
USPC D24/107, 108, 216, 223–233; D10/81, D10/96
CPC G01N 21/05; G01N 2021/0346; G01N 21/553; G01N 2021/056; G01N 15/1404; B01L 3/50273; B01L 3/502707; B01L 2300/069; B01L 2300/0887; B01L 2400/0406; B01L 2400/082
See application file for complete search history.

- D849,265 S * 5/2019 Wild D24/224
 - D856,527 S * 8/2019 Kaplan D24/225
 - D857,228 S * 8/2019 Kaplan D24/225
- (Continued)

OTHER PUBLICATIONS

Flow Cells for MinION and MinION Mk1C, Oxford Nanopore Technologies. Online, published date unknown. Retrieved on Jan. 25, 2022 from URL: https://us.vwr.com/store/product/36335240/flow-cells-for-minion-and-minion-mk1c-oxford-nanopore-technologies.*

(Continued)

Primary Examiner — Omeed Agilee

(74) *Attorney, Agent, or Firm* — Mintz Levin Cohn Ferris Glovsky and Popeo, P.C.

(57) **CLAIM**

The ornamental design for a flow cell carrier, as shown and described.

DESCRIPTION

FIG. 1 is a top perspective view of a flow cell carrier, showing the new design;

FIG. 2 is a bottom perspective view of the flow cell carrier shown in FIG. 1;

FIG. 3 is a top plan view of the flow cell carrier shown in FIG. 1;

FIG. 4 is a bottom plan view of the flow cell carrier shown in FIG. 1;

FIG. 5 is a right side elevation view of the flow cell carrier shown in FIG. 1;

FIG. 6 is a left side elevation view of the flow cell carrier shown in FIG. 1;

FIG. 7 is a rear elevation view of the flow cell carrier shown in FIG. 1;

FIG. 8 is a front elevation view of the flow cell carrier shown in FIG. 1; and,

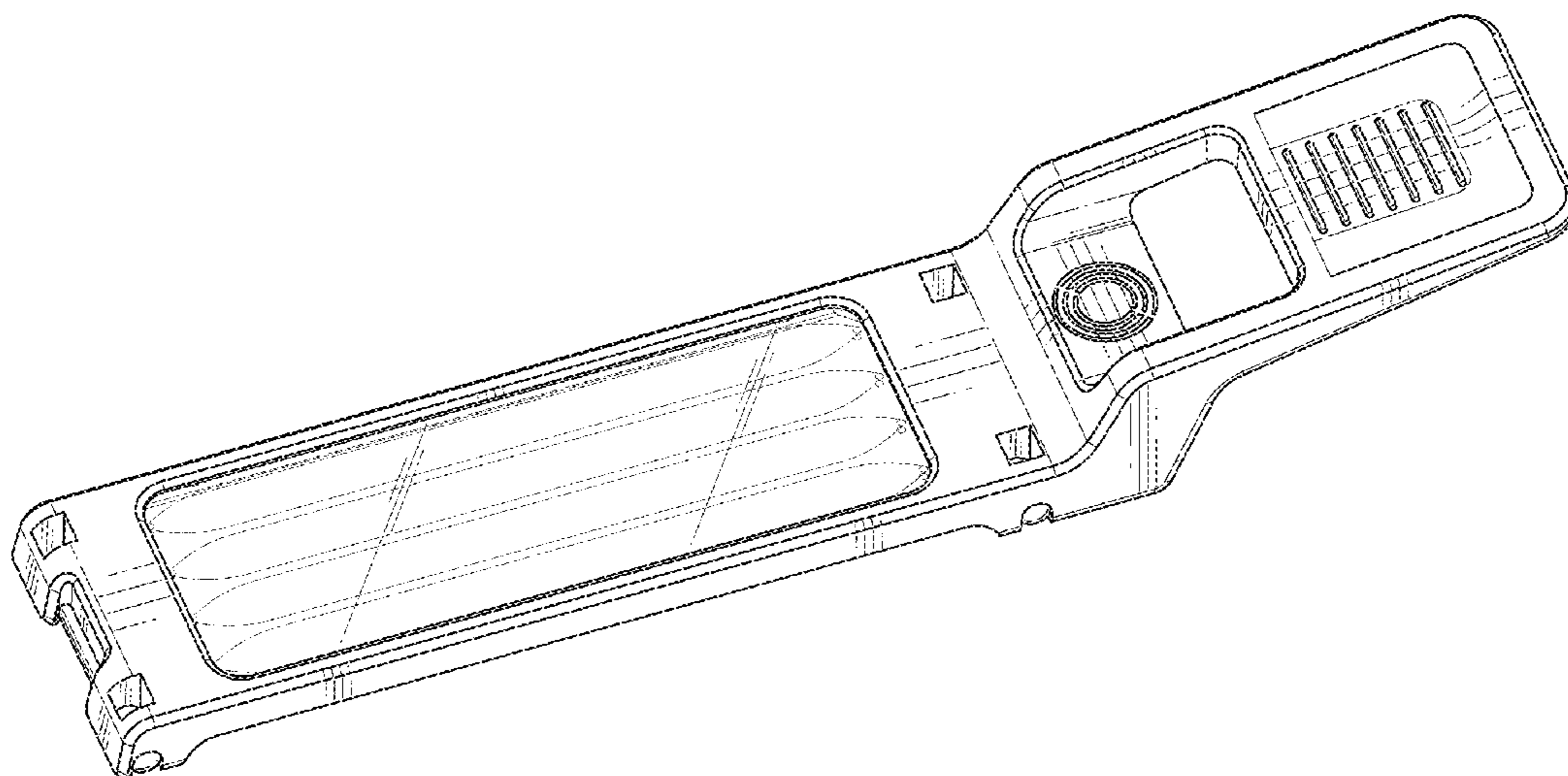
FIG. 9 is a top perspective view of the flow cell carrier shown in FIG. 1 having no flow cell carried therein.

1 Claim, 9 Drawing Sheets

(56) **References Cited**

U.S. PATENT DOCUMENTS

- D356,155 S * 3/1995 Caven D24/165
- 8,394,341 B2 * 3/2013 Reinhardt B01L 9/527
422/503
- 8,808,641 B2 * 8/2014 Magni B01L 3/502707
422/503
- D734,482 S * 7/2015 Peterman D24/216
- D800,335 S * 10/2017 Chang D24/224
- D834,721 S * 11/2018 Klein D24/225



(56)

References Cited

U.S. PATENT DOCUMENTS

D874,959 S * 2/2020 Buie D10/96
D907,241 S * 1/2021 Thao D24/224
D917,719 S * 4/2021 Klein D24/225
D919,115 S * 5/2021 Kaplan D24/225
D953,573 S * 5/2022 Taylor D24/232
2016/0310948 A1 * 10/2016 Nowakowski B01L 3/502738
2018/0185849 A1 * 7/2018 Kaplan B01L 9/527
2018/0304260 A1 * 10/2018 Thomas C12Q 1/6806
2021/0187501 A1 * 6/2021 Bau-Madsen G01N 21/64
2021/0190668 A1 * 6/2021 Kovacs G01N 15/1404

OTHER PUBLICATIONS

Singular Genomic Systems S-1 Review. Online, published date May 8, 2021. Retrieved on Jan. 25, 2022 from URL: <https://41j.com/blog/2021/05/singular-genomic-systems-s-1-review/>.*

* cited by examiner

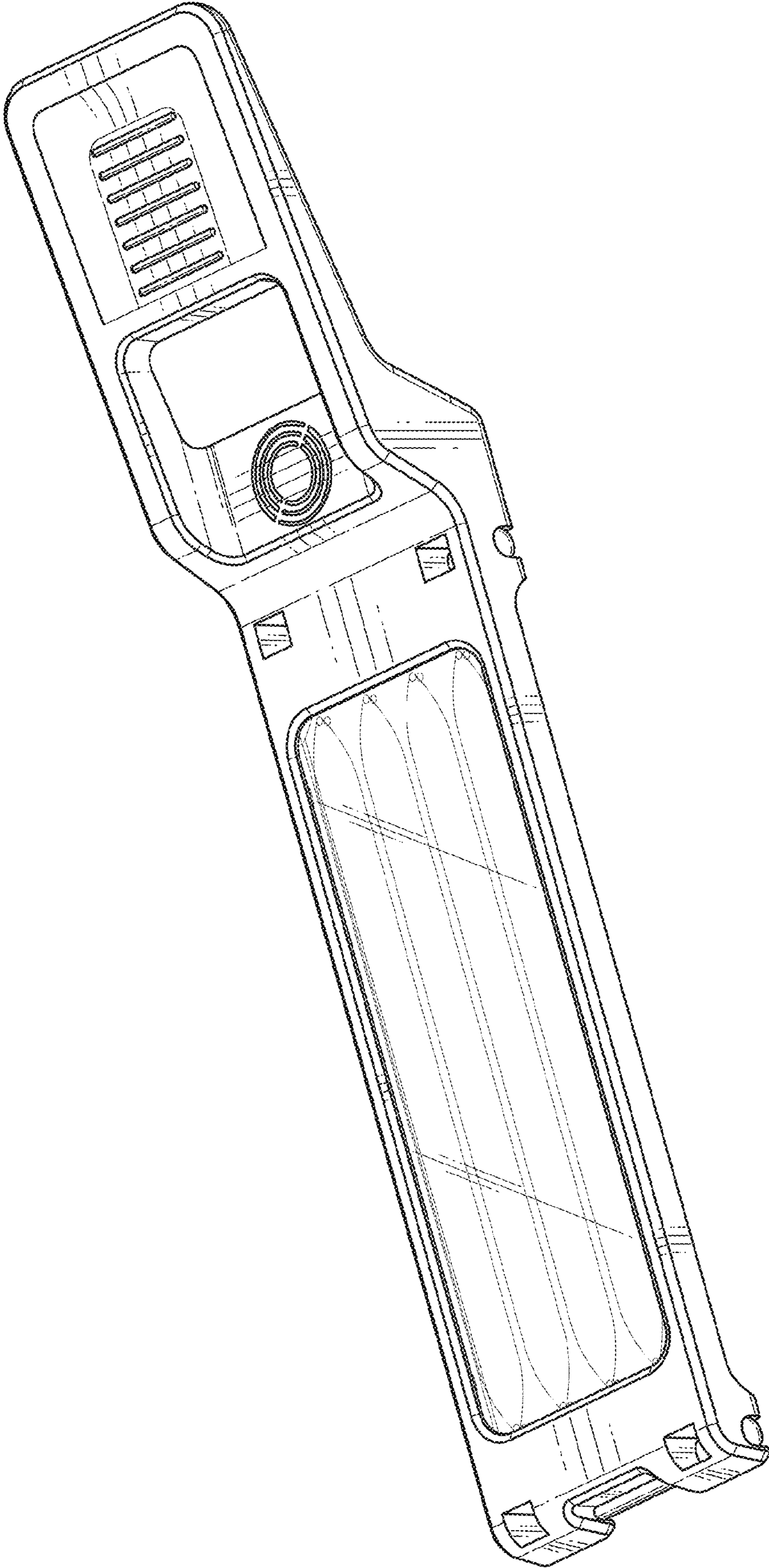


FIG. 1

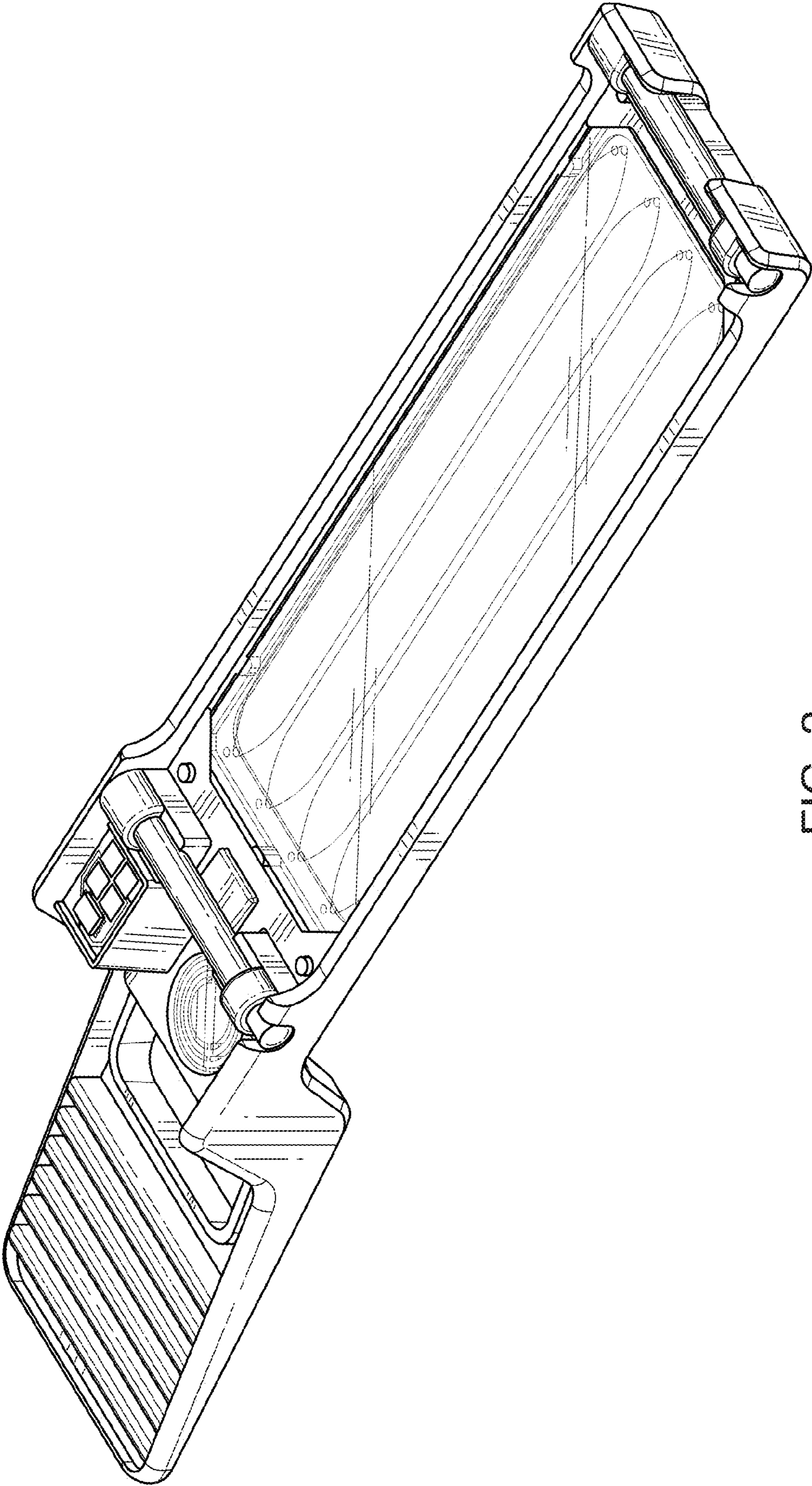


FIG. 2

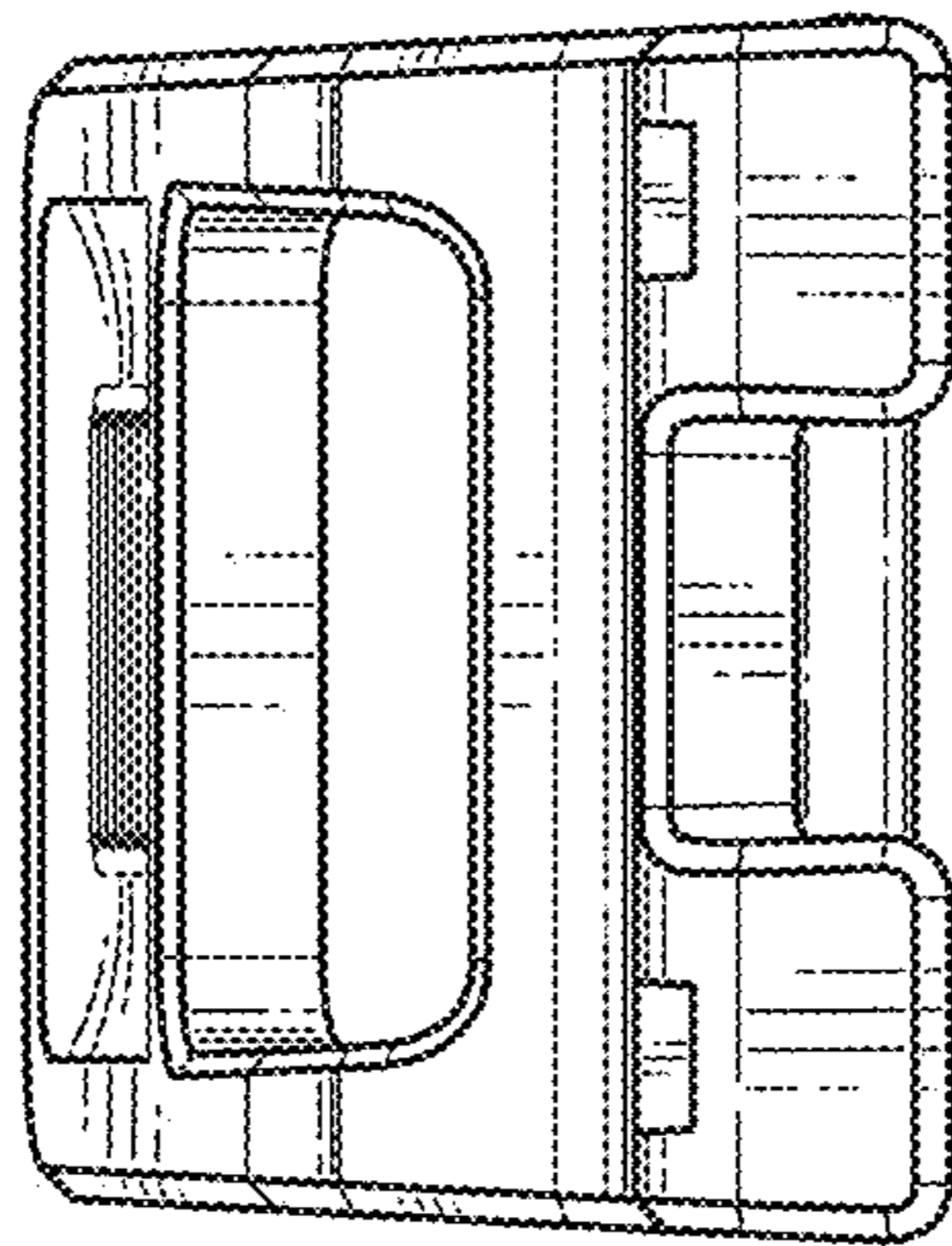


FIG. 3

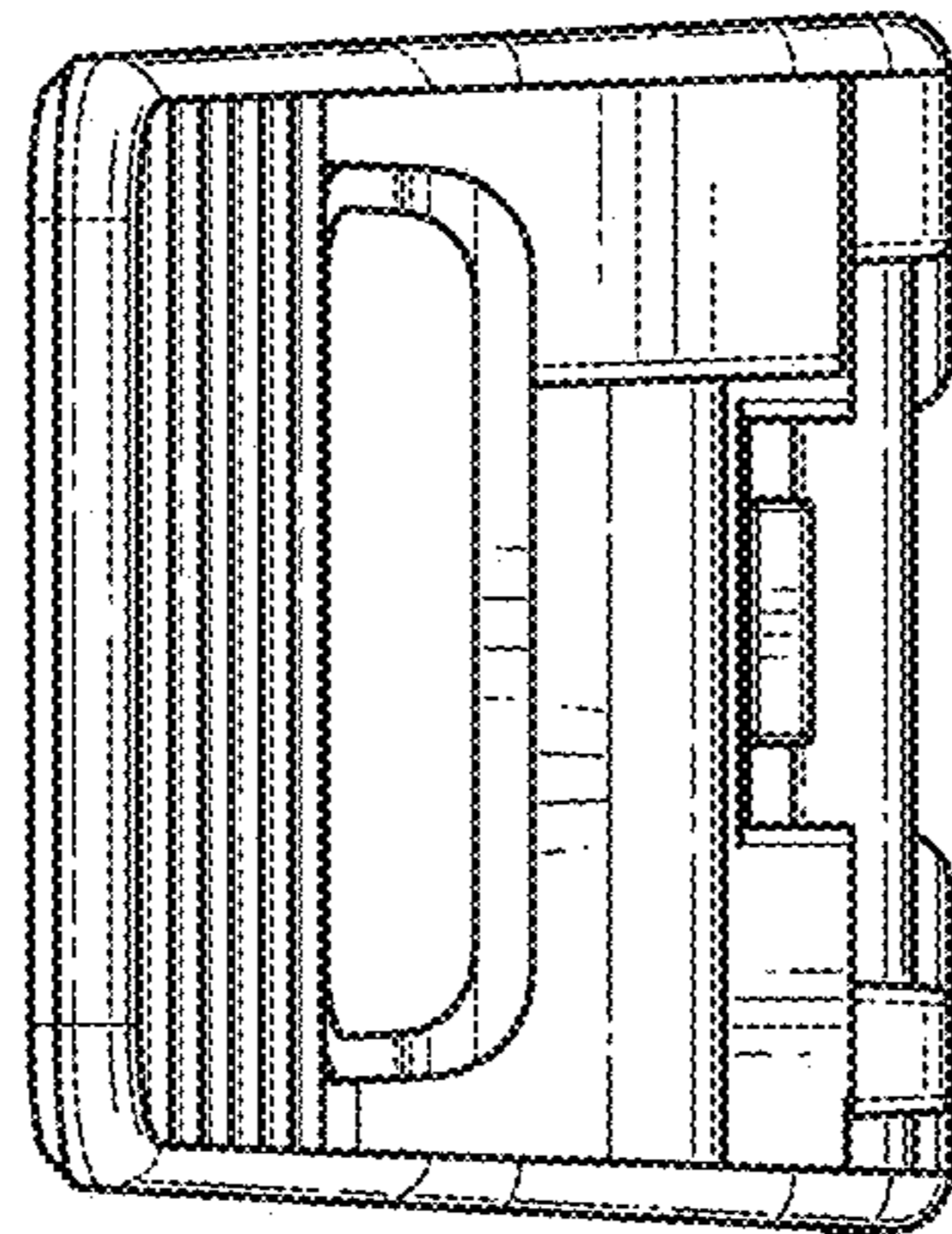


FIG. 4

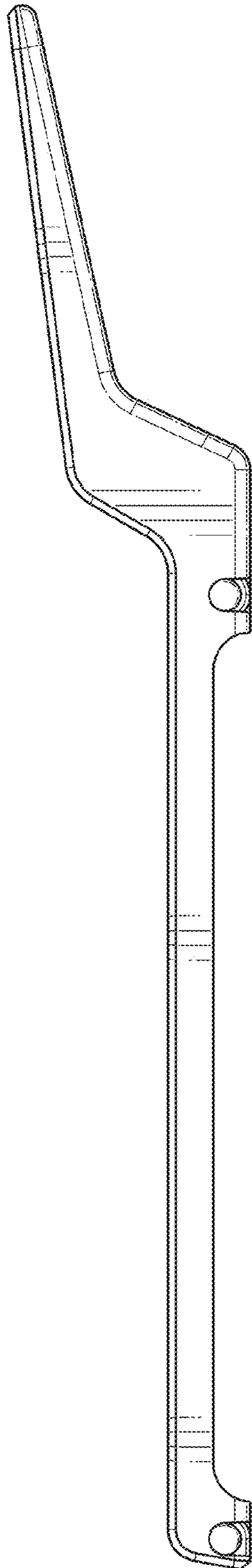


FIG. 5

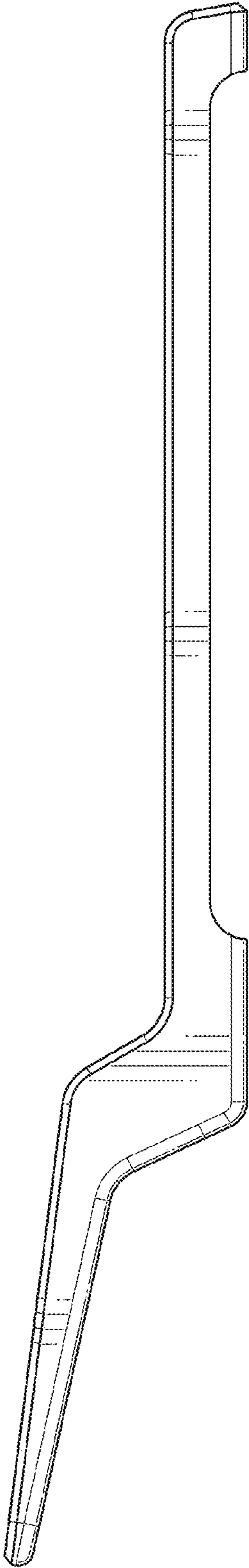


FIG. 6

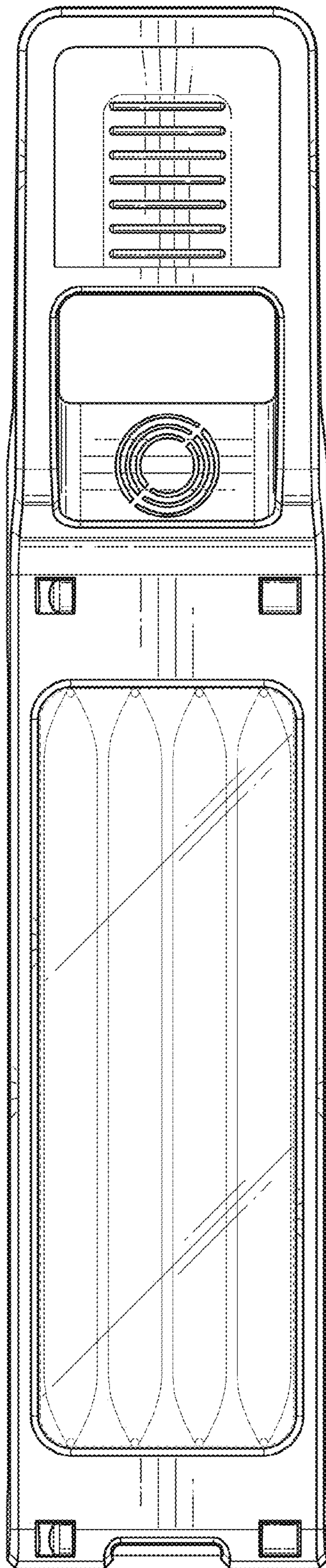


FIG. 7

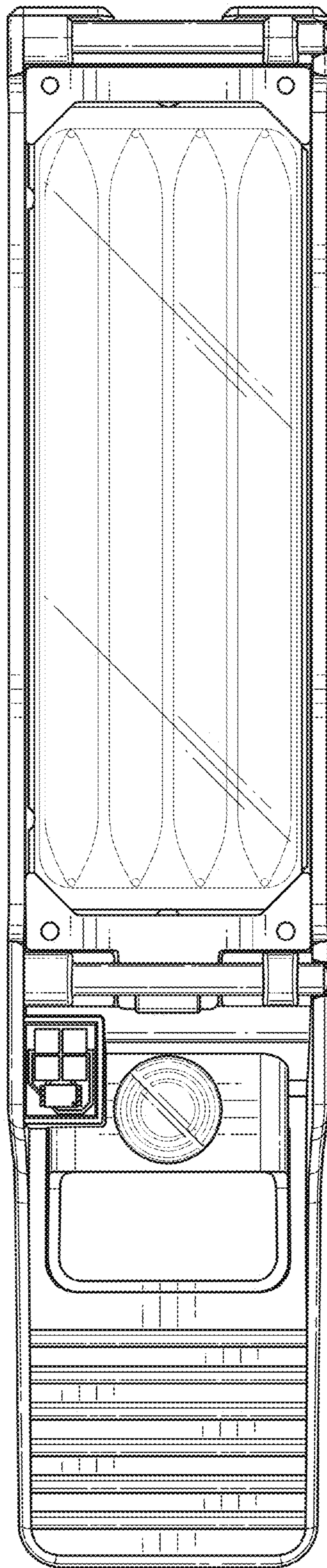


FIG. 8

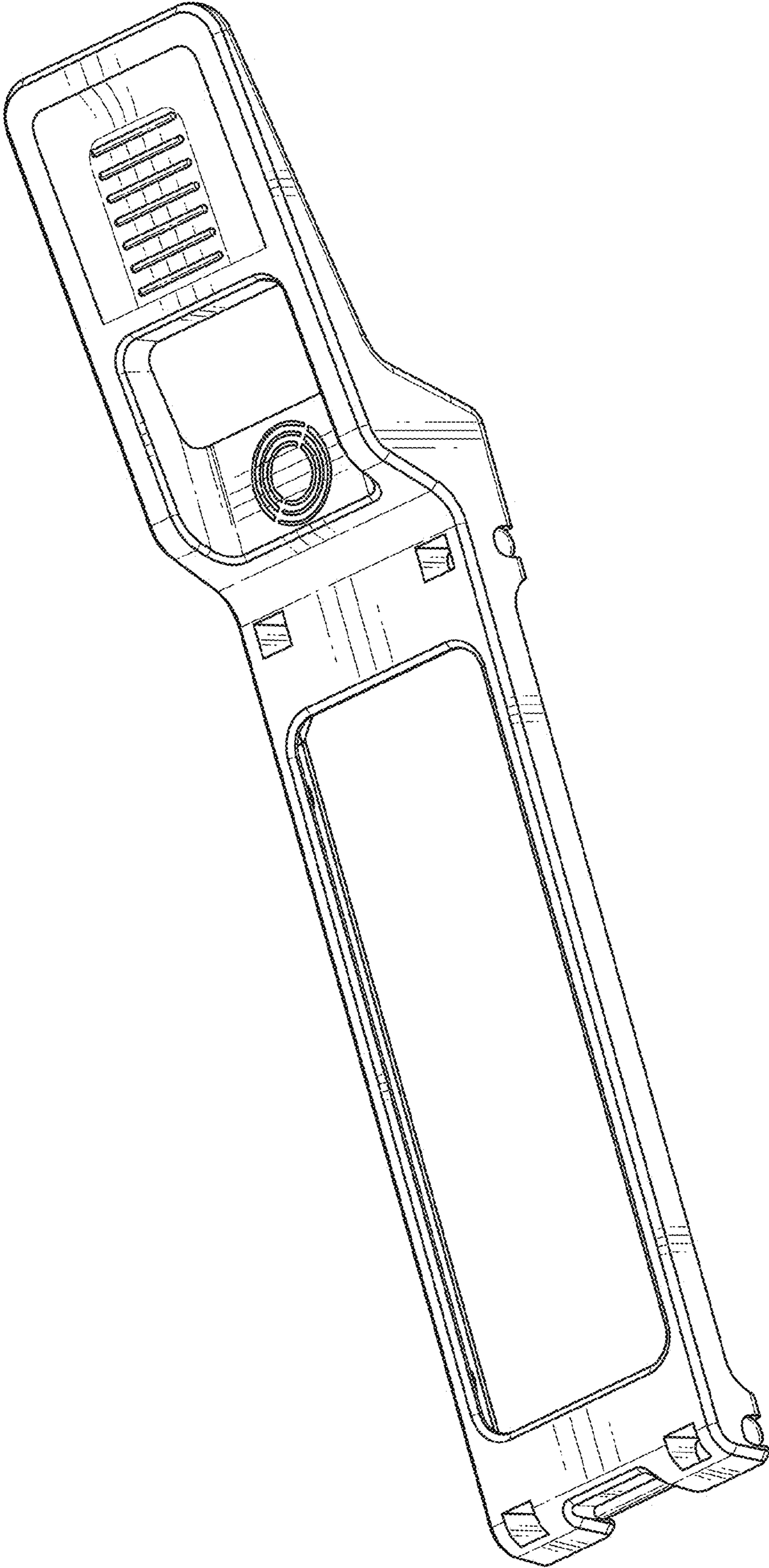


FIG. 9