



US00D983393S

(12) **United States Design Patent**  
**Zhang**

(10) **Patent No.:** **US D983,393 S**

(45) **Date of Patent:** **\*\* Apr. 11, 2023**

(54) **ROSE VIBRATOR**

(71) Applicant: **Dongguan Siyou Electronic Technology Co., Ltd, Dongguan (CN)**

(72) Inventor: **Wenbin Zhang, Nanchong (CN)**

(73) Assignee: **Dongguan Siyou Electronic Technology Co., Ltd, Dongguan (CN)**

(\*\*) Term: **15 Years**

(21) Appl. No.: **29/869,499**

(22) Filed: **Jan. 2, 2023**

(51) **LOC (14) Cl.** ..... **24-01**

(52) **U.S. Cl.**  
USPC ..... **D24/215**

(58) **Field of Classification Search**  
USPC ..... D24/141, 200, 211, 212, 213, 214, 215  
CPC ..... A61H 19/00; A61H 19/44; A61H 19/32;  
A61H 19/34; A61H 19/40; A61H 19/50  
See application file for complete search history.

(56) **References Cited**

**U.S. PATENT DOCUMENTS**

D590,952 S *	4/2009	Stuart	.....	D24/215
D844,798 S *	4/2019	Jin	.....	D24/214
D911,544 S *	2/2021	Zhou	.....	D24/215
D930,180 S	9/2021	Wang		
D939,726 S *	12/2021	Liu	.....	D24/215
D949,403 S *	4/2022	Preobrazhenskaia	.....	D24/215
D949,405 S *	4/2022	Yuan	.....	D24/215
D959,691 S *	8/2022	Liang	.....	D24/215
D962,463 S *	8/2022	Huang	.....	D24/215

D967,974 S *	10/2022	Fu	.....	D24/215
D968,634 S *	11/2022	Zhou	.....	D24/215
D969,337 S *	11/2022	He	.....	D24/215
D974,585 S *	1/2023	Wang	.....	D24/215

**OTHER PUBLICATIONS**

Amazon, "Rose Sex Stimulator Toy", Date First Available: Sep. 30, 2022. [https://www.amazon.com/Rose-Sex-Stimulator-Toy-Women/dp/B0BGXLJW6L/ref=cm\\_cr\\_arp\\_d\\_product\\_top?ie=UTF8](https://www.amazon.com/Rose-Sex-Stimulator-Toy-Women/dp/B0BGXLJW6L/ref=cm_cr_arp_d_product_top?ie=UTF8) (Year: 2022).\*

\* cited by examiner

*Primary Examiner* — Michael A Maharajh

(74) *Attorney, Agent, or Firm* — Nitin Kaushik

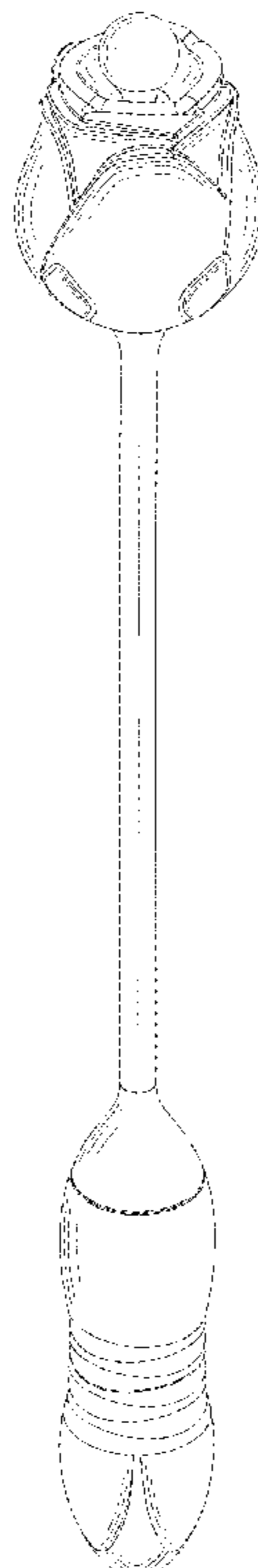
(57) **CLAIM**

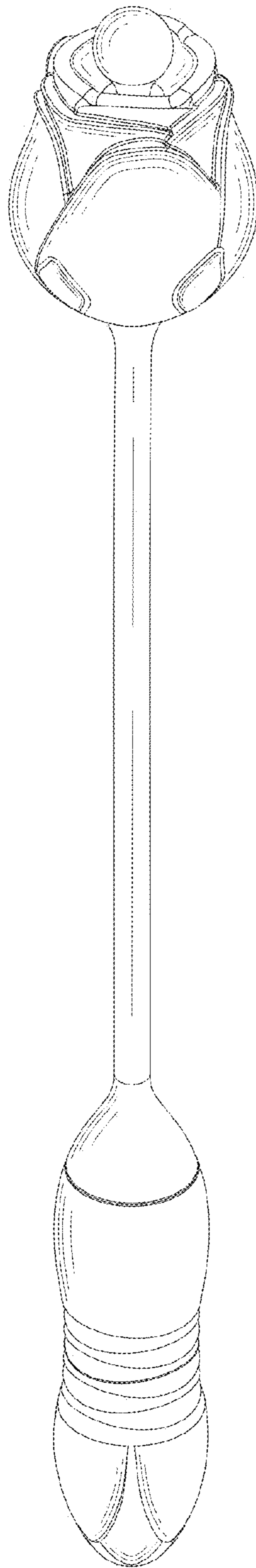
The ornamental design for a rose vibrator, as shown and described.

**DESCRIPTION**

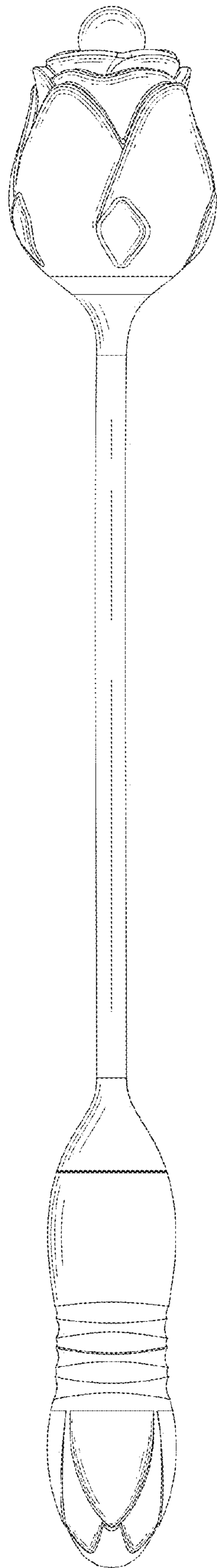
FIG. 1 is a front perspective view of a rose vibrator, showing my new design;  
FIG. 2 is a front view thereof;  
FIG. 3 is a rear view thereof;  
FIG. 4 is a left side view thereof;  
FIG. 5 is a right side view thereof;  
FIG. 6 is the enlarged plan of the top view thereof; and,  
FIG. 7 is the enlarged plan of the bottom view thereof.  
The broken lines in the drawings illustrate the portions of the rose vibrator, which form no part of the claimed design.

**1 Claim, 7 Drawing Sheets**

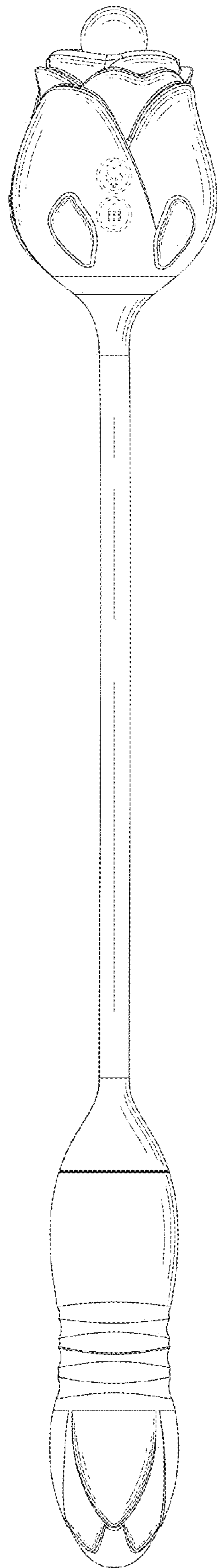




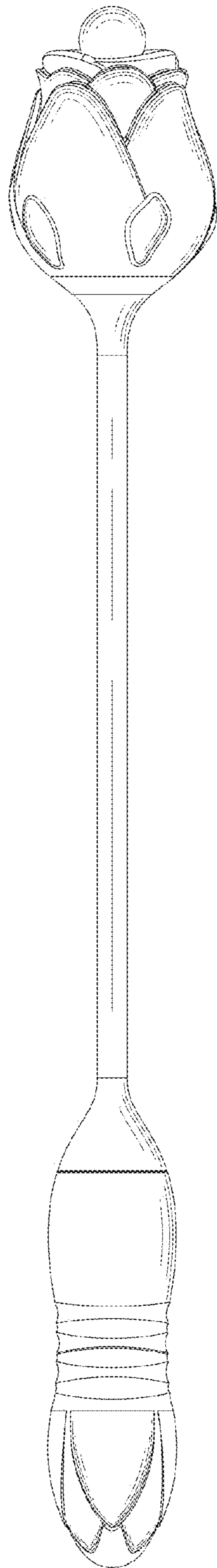
**FIG. 1**



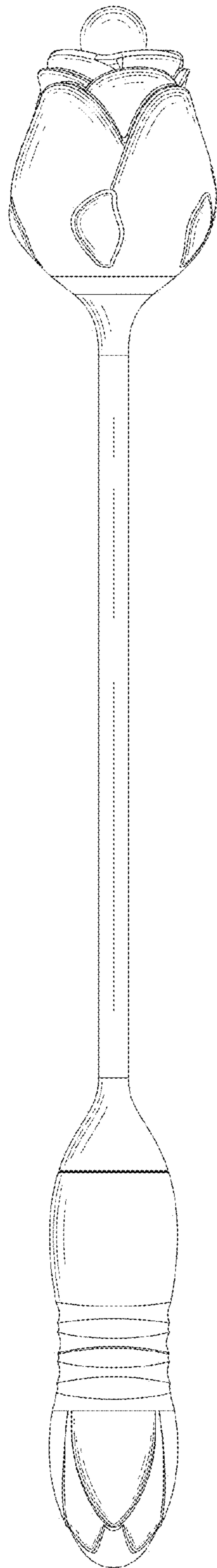
**FIG. 2**



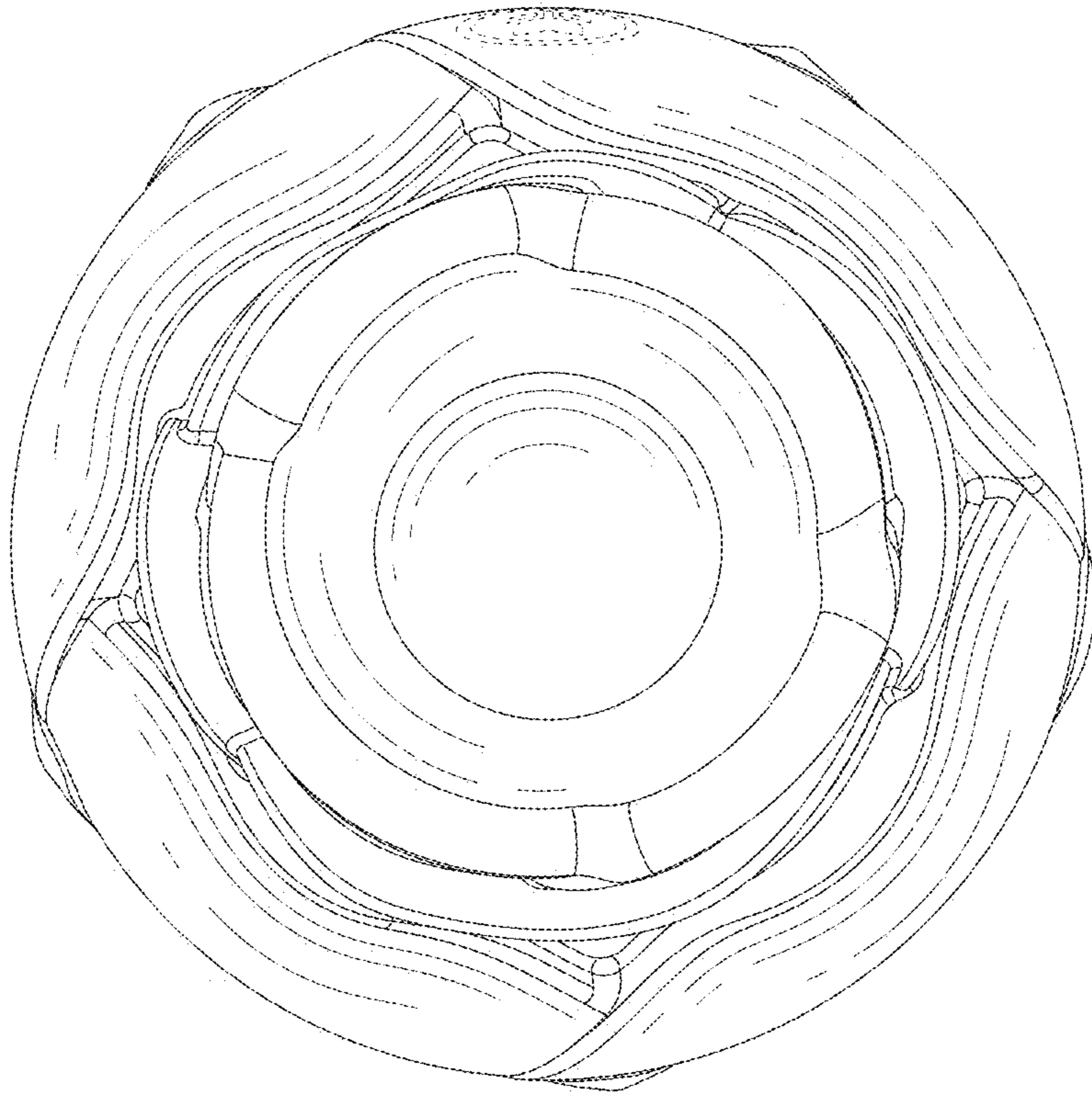
**FIG. 3**



**FIG. 4**



**FIG. 5**



**FIG. 6**



**FIG. 7**