



US00D983390S

(12) **United States Design Patent**
Wang

(10) **Patent No.:** **US D983,390 S**
(45) **Date of Patent:** **** Apr. 11, 2023**

- (54) **YOGA WHEEL**
- (71) Applicant: **Shenzhen Panyun Technology Co., Ltd., Shenzhen (CN)**
- (72) Inventor: **Feixiang Wang, Shenzhen (CN)**
- (73) Assignee: **Shenzhen Panyun Technology Co., Ltd., Shenzhen (CN)**

D903,137 S	11/2020	Pasquale	
D903,888 S *	12/2020	Pasquale	D24/211
D919,107 S *	5/2021	Huang	D24/211
D934,357 S *	10/2021	Corres	D21/686
D949,359 S *	4/2022	Lebovic	D24/211
2015/0080774 A1 *	3/2015	Olaya	A61H 15/00 601/121

(Continued)

- (**) Term: **15 Years**
- (21) Appl. No.: **29/838,072**
- (22) Filed: **May 10, 2022**

(30) **Foreign Application Priority Data**

Dec. 10, 2021 (CN) 202130819527.8

- (51) **LOC (14) Cl.** **28-03**
- (52) **U.S. Cl.**
USPC **D24/211; D21/691**
- (58) **Field of Classification Search**
USPC D24/215, 200, 211, 212, 213, 214, 107,
D24/133, 231, 184; D21/688, 662, 671,
D21/685, 689, 691; D12/500, 502
CPC .. A61H 15/00; A61H 2015/0007; A61H 7/00;
A61H 7/001; A61H 2015/0042; A61H
2015/0064
See application file for complete search history.

(56) **References Cited**

U.S. PATENT DOCUMENTS

D224,946 S *	10/1972	De Ramel	D24/211
D567,953 S *	4/2008	Fink	D24/200
9,694,226 B1 *	7/2017	Vargas	A63B 21/4039
D819,149 S *	5/2018	Zhang	D21/691
D848,555 S *	5/2019	Chang	D21/688
D883,503 S *	5/2020	Pasquale	D24/211
D884,804 S	5/2020	Ross	
D886,315 S	6/2020	Hicken	

OTHER PUBLICATIONS

Fitbeast Back Roller. Date: Not listed. [online]. [Site visited Jul. 29, 2022]. Available from Internet URL: <https://fitbeastclub.com/products/fitbeast-back-roller> (Year: NA).*

(Continued)

Primary Examiner — Susan Bennett Hattan

Assistant Examiner — Landon Thomas Cassell

(74) *Attorney, Agent, or Firm* — ScienBiziP, P.C.

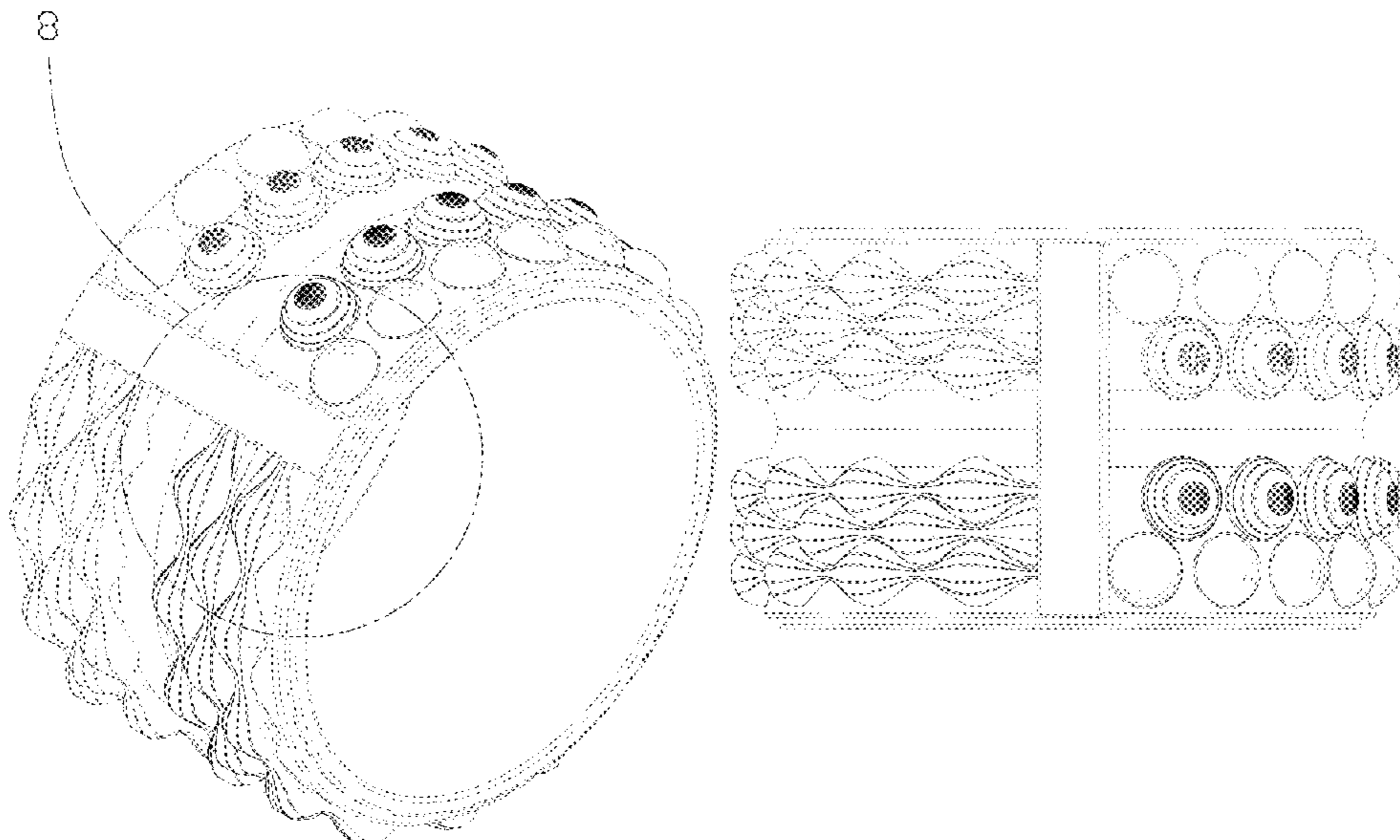
(57) **CLAIM**

The ornamental design for a yoga wheel, as shown and described.

DESCRIPTION

FIG. 1 is a front, left and top perspective view of a yoga wheel showing my design.
 FIG. 2 is a front elevation view thereof.
 FIG. 3 is a rear elevation view thereof.
 FIG. 4 is a left-side elevation view thereof.
 FIG. 5 is a right-side elevation view thereof.
 FIG. 6 is a top plan view thereof.
 FIG. 7 is a bottom plan view thereof; and,
 FIG. 8 is an enlarged view of detail 8 in FIG. 1.
 The broken lines in the drawing depict portions of the yoga wheel that form no part of the claimed design. The broken lines in FIG. 1 and FIG. 8 are used for the purpose of depicting the bounds of the enlarged figure and form not part of the claimed design.

1 Claim, 8 Drawing Sheets



(56)

References Cited

U.S. PATENT DOCUMENTS

2016/0331628 A1* 11/2016 Kuo A61H 15/00

OTHER PUBLICATIONS

Kipika—Foam Roller. Date: Oct. 14, 2021. [online]. [Site visited Jul. 29, 2022]. Available from Internet URL: <https://www.amazon.com/dp/B09K517898/> (Year: 2021).*

Acumobility Back Roller. Date: Feb. 28, 2018. [online]. [Site visited Jul. 29, 2022]. Available from Internet URL: <https://www.amazon.com/dp/B07B1HMDT3/> (Year: 2018).*

Yoga wheels. (Design—© Questel) orbit.com. [Online PDF compilation of references] 45 pgs. Print Dates Range Apr. 21, 2020-Nov. 26, 2021 [Retrieved Aug. 23, 2022] <https://www.orbit.com/export/UCZAH96B/pdf4/5b75cc47-086b-45bd-ac7a-426f7cf64c4e-211855.pdf> (Year: 2022).*

* cited by examiner

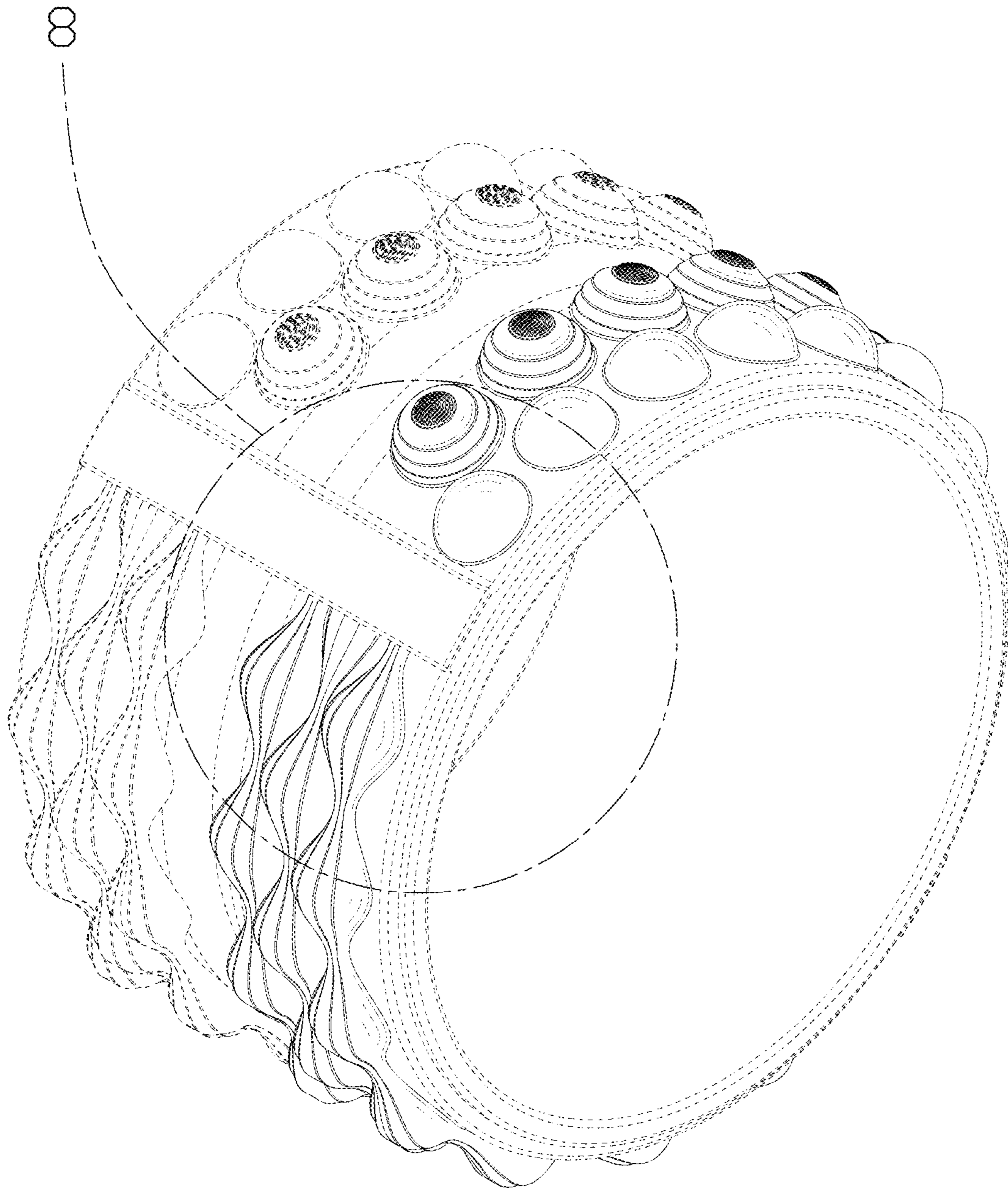


FIG. 1




FIG. 2




FIG. 3




FIG. 4




FIG. 5

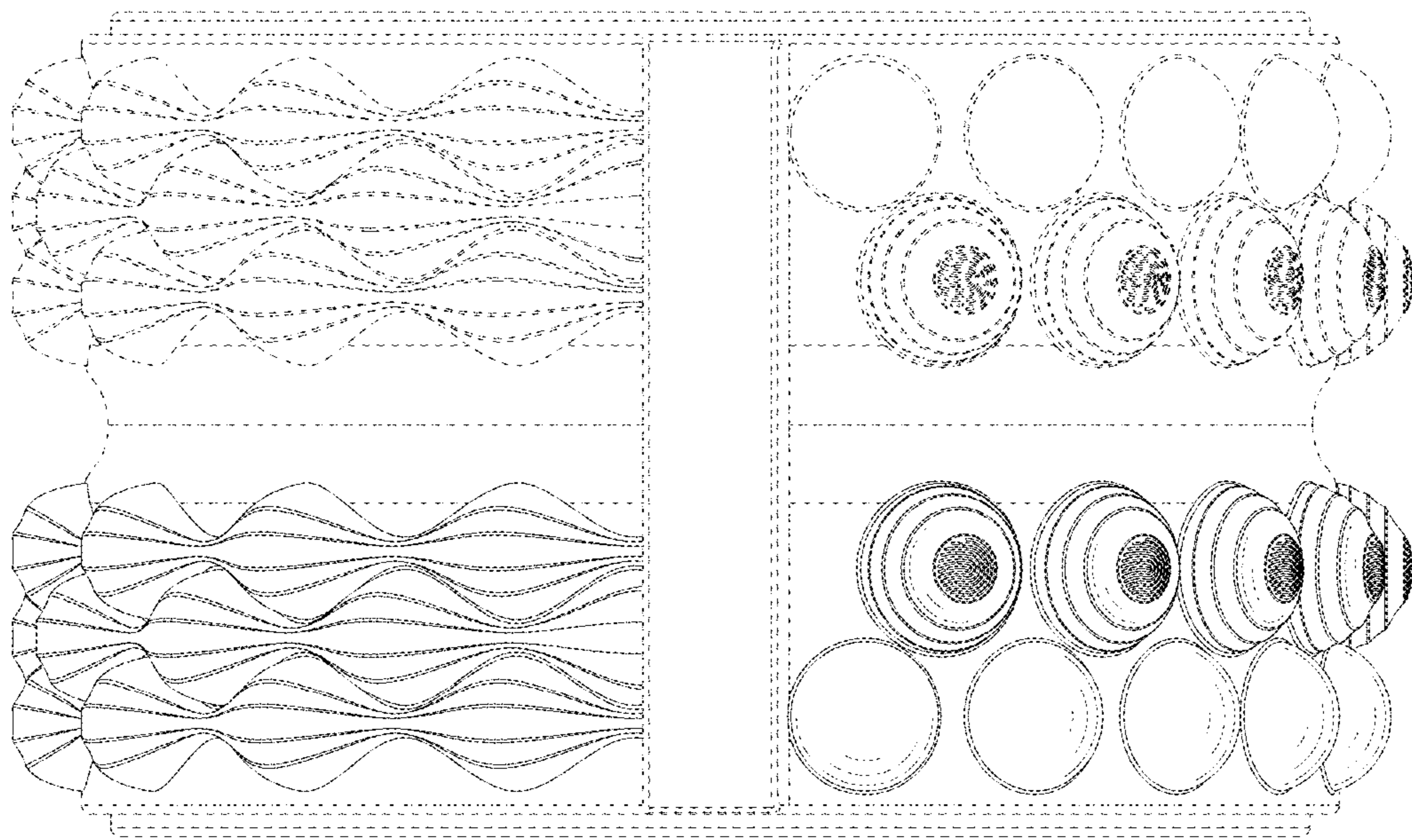


FIG. 6

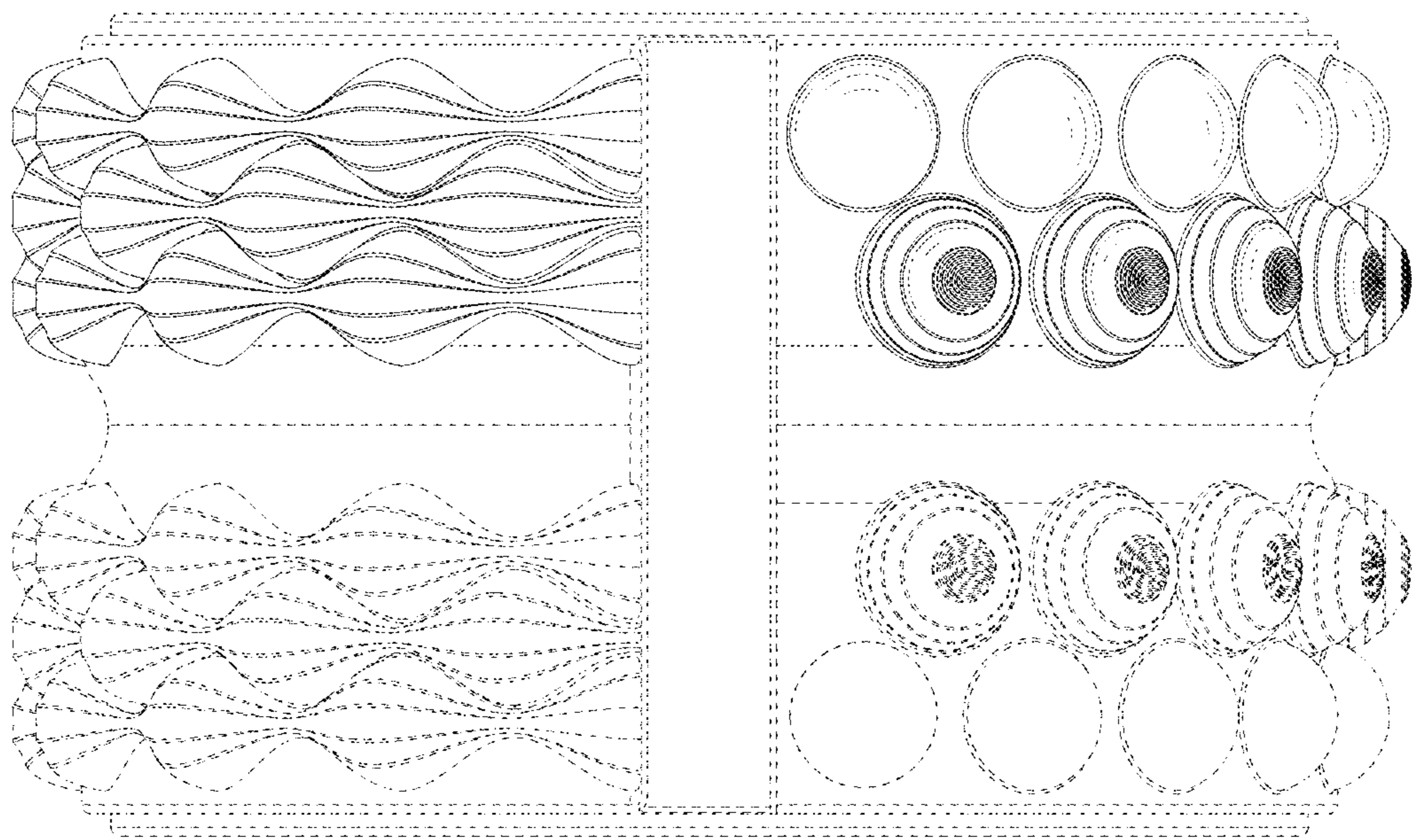


FIG. 7

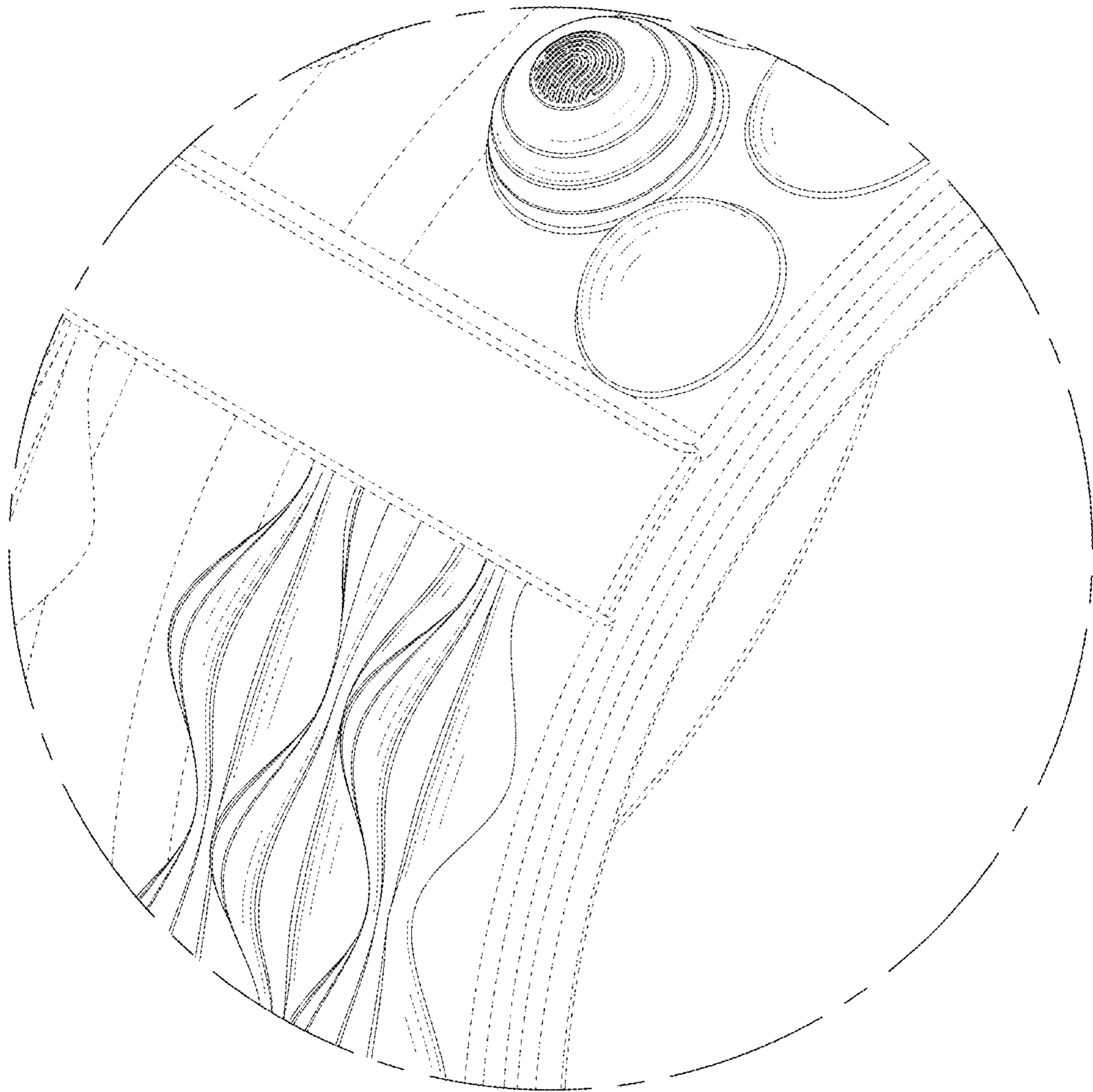


FIG. 8