



US00D983381S

(12) **United States Design Patent** (10) **Patent No.:** **US D983,381 S**
Bulleit et al. (45) **Date of Patent:** **** Apr. 11, 2023**

(54) **CLAVICLE BRACE**

- (71) Applicant: **Protect3d, Inc.**, Durham, NC (US)
- (72) Inventors: **Clark Bulleit**, Tampa, FL (US); **Kevin Andrew Gehsmann**, Greensboro, NC (US); **Tim Skapek**, Dallas, TX (US)
- (73) Assignee: **PROTECT3D INC.**, Durham, NC (US)
- (**) Term: **15 Years**
- (21) Appl. No.: **29/812,068**
- (22) Filed: **Oct. 19, 2021**

Related U.S. Application Data

- (62) Division of application No. 29/707,563, filed on Sep. 29, 2019, now Pat. No. Des. 936,847.
- (51) **LOC (14) Cl.** **24-01**
- (52) **U.S. Cl.**
USPC **D24/190**
- (58) **Field of Classification Search**
USPC D24/130, 188–190, 112, 200, 206, D24/124–128, 132, 185, 199, 209, 210, D24/212–214, 133, 186, 122, 188–193, D24/212–215; D29/100, 108, 120.1, D29/121.1, 121.2; D30/146
(Continued)

(56) **References Cited**

U.S. PATENT DOCUMENTS

- 1,850,540 A 12/1930 Erickson
 - 2,377,339 A 6/1945 Greene
- (Continued)

FOREIGN PATENT DOCUMENTS

- CN 306074538 9/2020

OTHER PUBLICATIONS

Amazon. Impact A/C Shoulder Pad—Right, Standard (Under 250lbs). Aug. 25, 2010. <https://www.amazon.com/Impact-Shoulder-Pad-Standard-250lbs/dp/B0040UVTVA> (Year: 2010).*

(Continued)

Primary Examiner — Darcey E Gottschalk
(74) *Attorney, Agent, or Firm* — Husch Blackwell LLP; Bryan D. Stewart

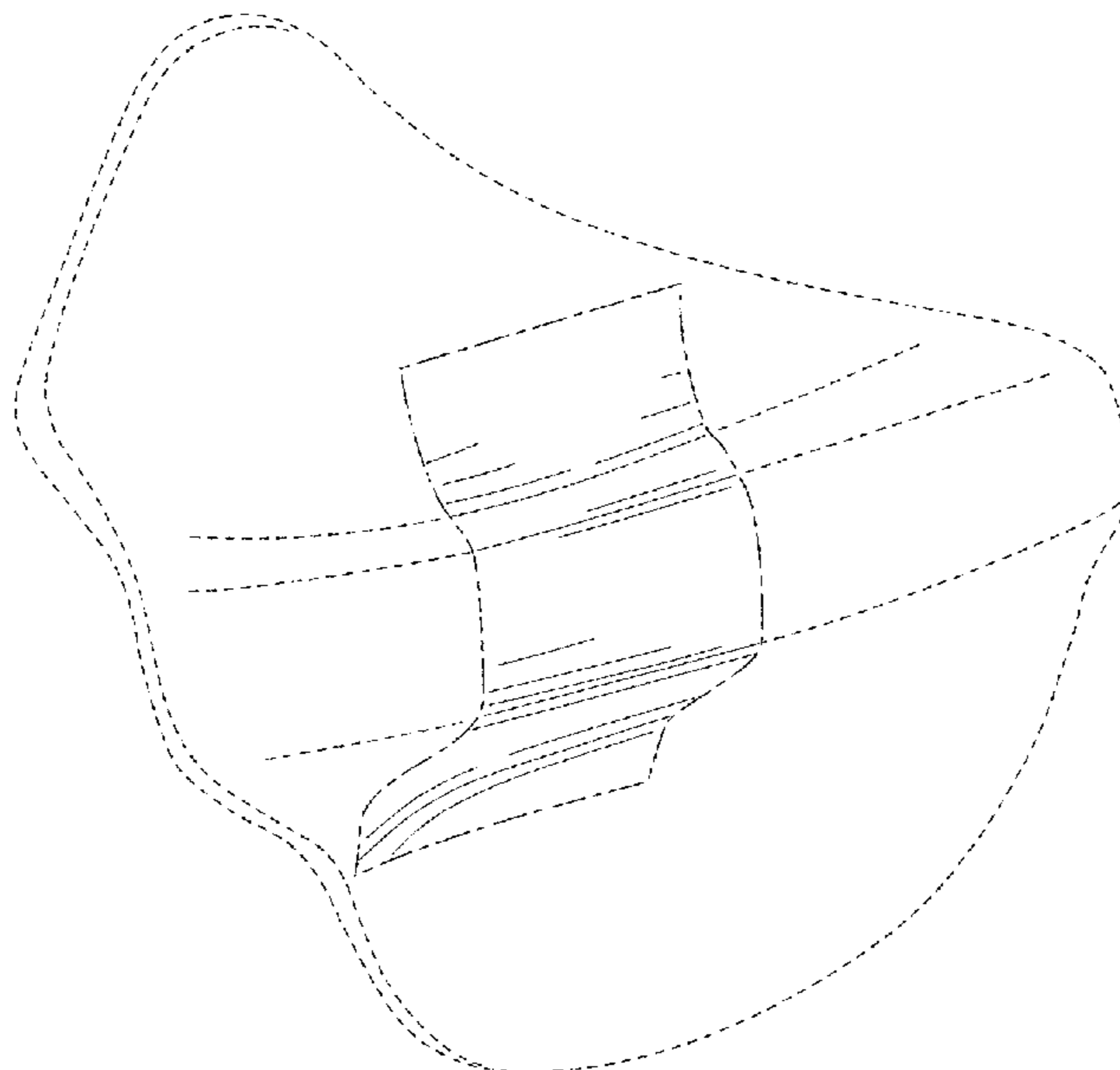
(57) **CLAIM**

The ornamental design for the clavicle brace, as shown and described.

DESCRIPTION

FIG. 1 is a perspective view of a clavicle brace.
 FIG. 2 is a front view of a clavicle brace.
 FIG. 3 is a rear view of a clavicle brace.
 FIG. 4 is a top view of a clavicle brace.
 FIG. 5 is a bottom view of a clavicle brace.
 FIG. 6 is a right side view of a clavicle brace.
 FIG. 7 is a left side view of a clavicle brace.
 FIG. 8 is a perspective view of a clavicle brace when in use.
 FIG. 9 is a perspective view of a second embodiment of a clavicle brace.
 FIG. 10 is a front view of a clavicle brace.
 FIG. 11 is a rear view of a clavicle brace.
 FIG. 12 is a top view of a clavicle brace.
 FIG. 13 is a bottom view of a clavicle brace.
 FIG. 14 is a right side view of a clavicle brace.
 FIG. 15 is a left side view of a clavicle brace; and,
 FIG. 16 is a perspective view of a clavicle brace when in use. The partial human figure rendered in short broken lines in FIGS. 8 and 16 illustrate environmental subject matter intended to assist in showing how the design appears when in use and forms no part of the claim.

1 Claim, 12 Drawing Sheets



(58) **Field of Classification Search**
 CPC A41D 13/0512; A61F 5/10; A61F 13/066;
 A61F 13/143; A63B 71/12
 See application file for complete search history.

D908,905 S 1/2021 Braden
 D908,906 S 1/2021 Braden
 D908,910 S 1/2021 Lampert
 D909,672 S 2/2021 Williams
 D936,847 S * 11/2021 Bulleit D24/190
 D942,617 S * 2/2022 Smith D24/112
 D951,467 S * 5/2022 Sonoda D24/206
 2014/0298681 A1 10/2014 Epstein

(56) **References Cited**

U.S. PATENT DOCUMENTS

D181,676 S 12/1957 Ristenpart
 D243,284 S * 2/1977 Myers D24/186
 D248,315 S * 6/1978 Blaisdell 607/91
 D310,278 S 8/1990 Quinlan
 D310,721 S * 9/1990 Beisang, III D24/128
 D382,052 S 8/1997 Bayer
 D417,543 S 12/1999 Gable
 D466,997 S * 12/2002 Edens D24/124
 D472,312 S * 3/2003 Edens D24/124
 6,629,945 B1 10/2003 Stromgren
 D485,020 S 1/2004 Yake
 D486,231 S * 2/2004 Kielb D24/126
 D554,386 S 11/2007 Nobles
 D555,254 S 11/2007 Buethorn
 D569,044 S 5/2008 Crye
 D599,025 S 8/2009 Mayhew
 8,272,073 B2 9/2012 Arensdorf
 D669,228 S * 10/2012 Smith D29/120.1
 D705,938 S 5/2014 McDonald
 D724,746 S 3/2015 Ruel
 D730,132 S * 5/2015 Szanto A61B 17/1637
 D24/146
 D815,214 S 4/2018 Lacy
 D833,618 S * 11/2018 Ballsieper D24/158
 D840,047 S 2/2019 Koo
 D858,788 S 9/2019 Giddings
 D861,185 S 9/2019 Pihlavamaki
 D863,577 S 10/2019 Chobuathong
 D865,183 S 10/2019 Otani
 D865,197 S * 10/2019 Godfrey D24/206
 D868,279 S 11/2019 Chiu
 D876,640 S 2/2020 King
 D882,808 S 4/2020 Miller
 D885,589 S 5/2020 Marcil
 D904,638 S 12/2020 Shiota

OTHER PUBLICATIONS

NFL. NFL 2020 1st and Future Winner, Protect3d, using 3D scanning and printing to help improve injury recovery. Dec. 14, 2020. <https://www.nfl.com/playerhealthandsafety/equipment-and-innovation/1st-and-future/nfl-2020-1st-and-future-winner-protect3d-using-3d-scanning-and-printing-to-help-> (Year: 2020).*

Wall Street Journal. How Two Duke Benchwarmers and a 3-D Printer Rescued a Top NFL Quarterback Prospect. Mar. 1, 2019. <https://www.wsj.com/articles/how-two-duke-benchwarmers-and-a-3-d-printer-rescued-a-top-nfl-quarterback-prospect-11551446283> (Year: 2019).

NFL. NFL 2020 1st and Future Winner, Protect3d, using 3D scanning and printing to help improve injury recovery. Dec. 14, 2020. <http://www.nfl.com/playerhealthandsafety/equipment-and-innovation/1st-and-future/nfl-2020-1st-and-future-winner-protect3d-using-3d-scanning-and-printing-to-help> (Year: 2020).

Impact Deltoid PAd, Arthron Impact, Ithaca Sports, [Post date unknown], [site seen Nov. 22, 2021] Seen at URL: <https://www.ithacasports.com/deltapad.html?cmp=googleproducts&kw=deltapad&gclid=EAlalQobChMIg7be796i9AIVxdzICh0zaAS2EAQYBiABEgLqPP%E2%80%A6> (Year: 2021).

Magic Silicone Should Pads, BOOMBA, getboomba.com, [Post date unknown], [site seen Nov. 22, 2021] Seen at URL: http://www.getboomba.com/products/silicone-shoulder-pads?currency=USD&variant=39441729224880&utm_medium=cpc&utm_source=googles&utm%2E%80%A6 (Year: 2021).

Impact A/C Shoulder Pad—Right, Standard (Under 250lbs), IMPACT, Amazon, [Post date Aug. 25, 2010 [site seen Nov. 22, 2021] Seen at URL: http://www.amazon.com/Impact-Shoulder-Pad-Standard-250lbs/dp/B0040UVTVA/ref=asc_df_B0040UVTVA/ (Year: 2010).

* cited by examiner

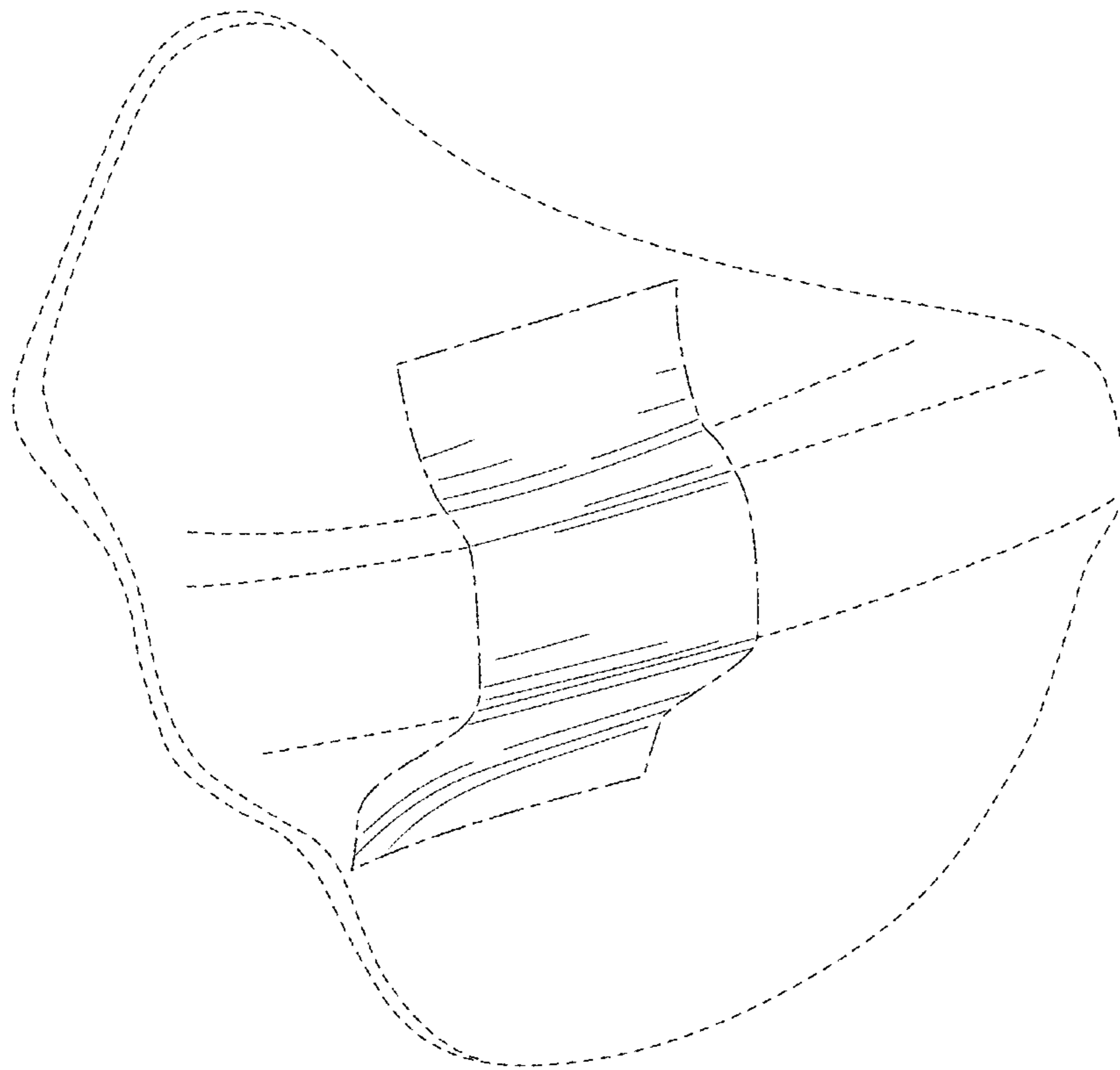


FIG. 1

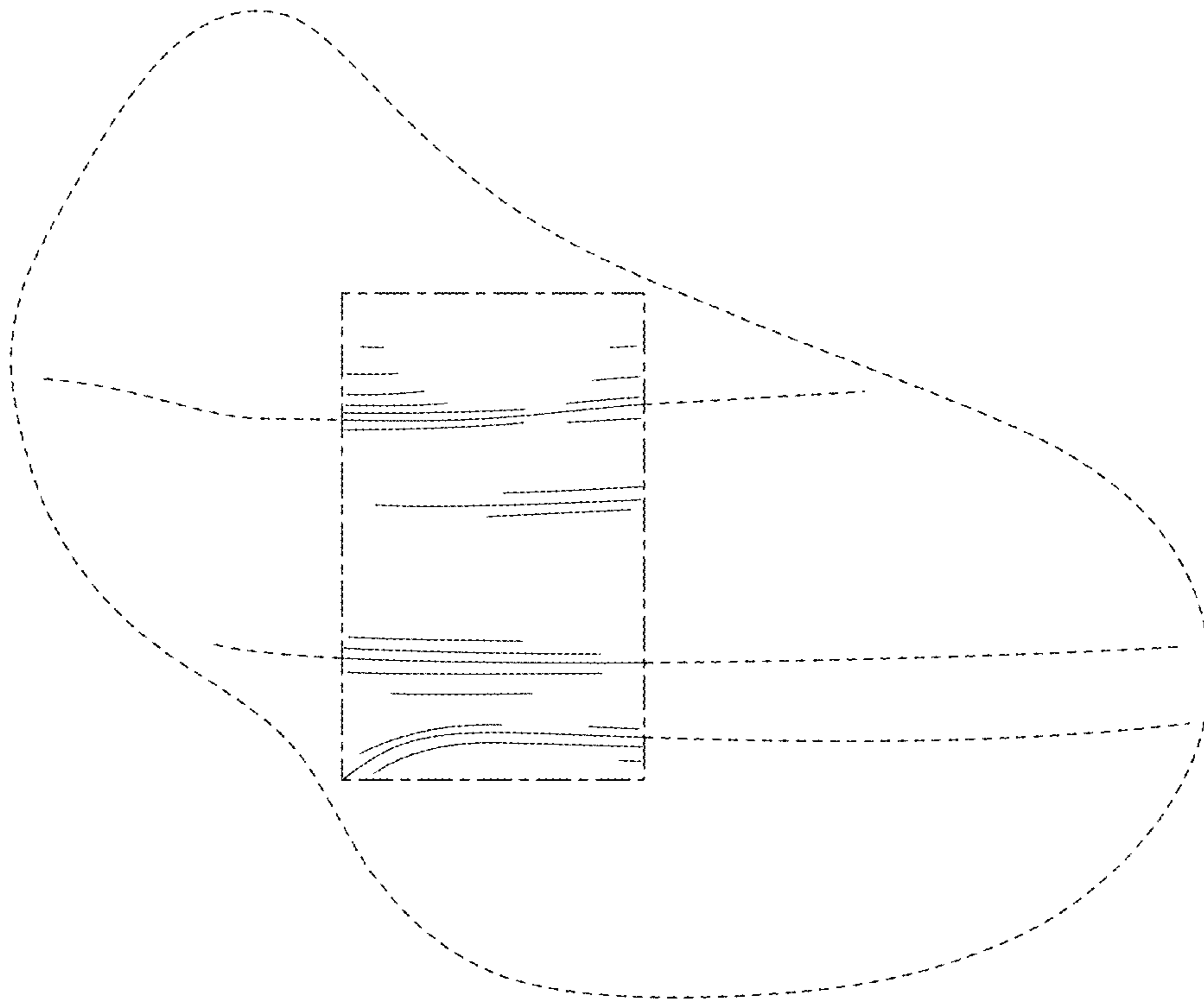


FIG. 2




FIG. 3

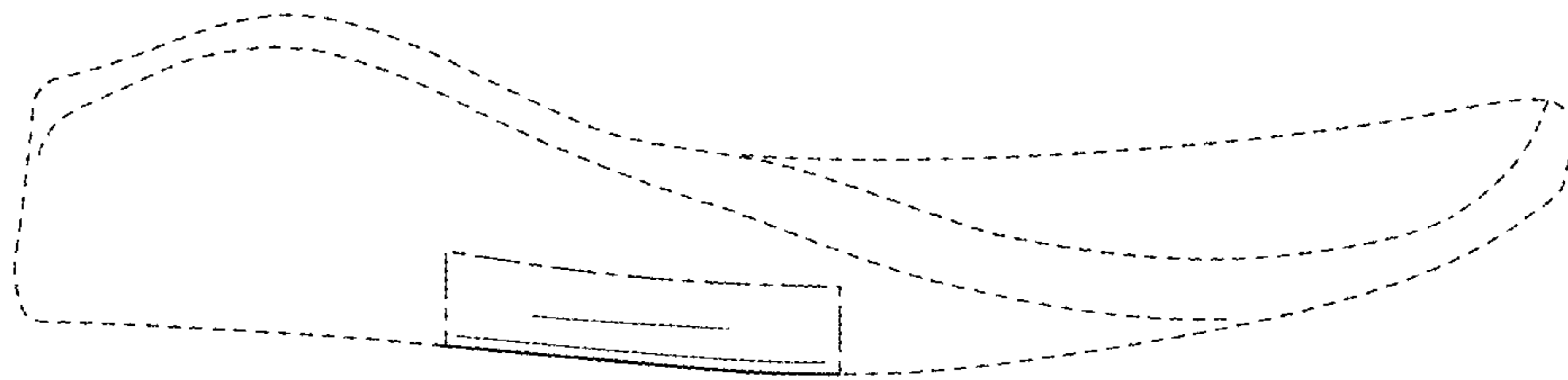


FIG. 4

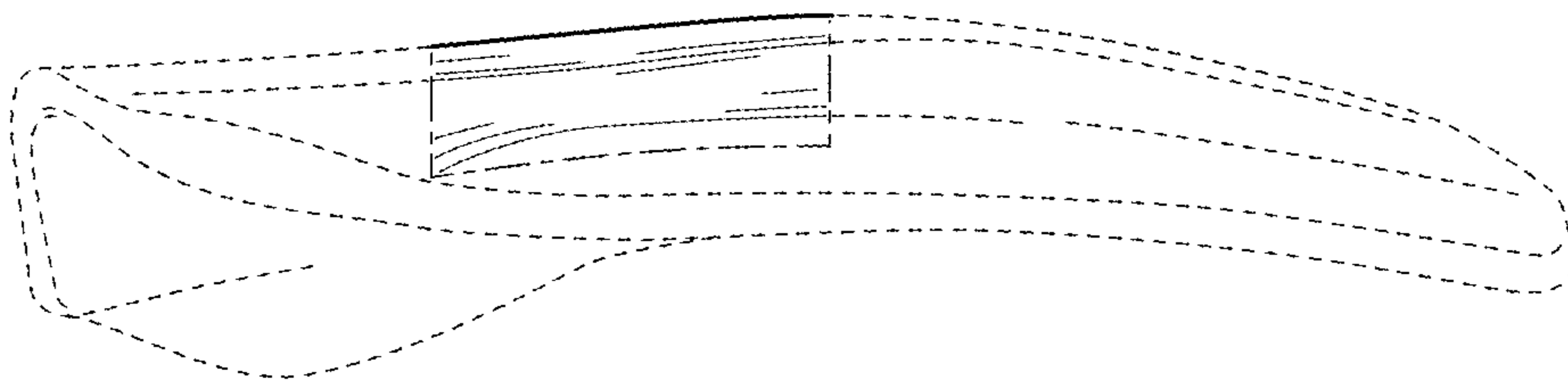


FIG. 5

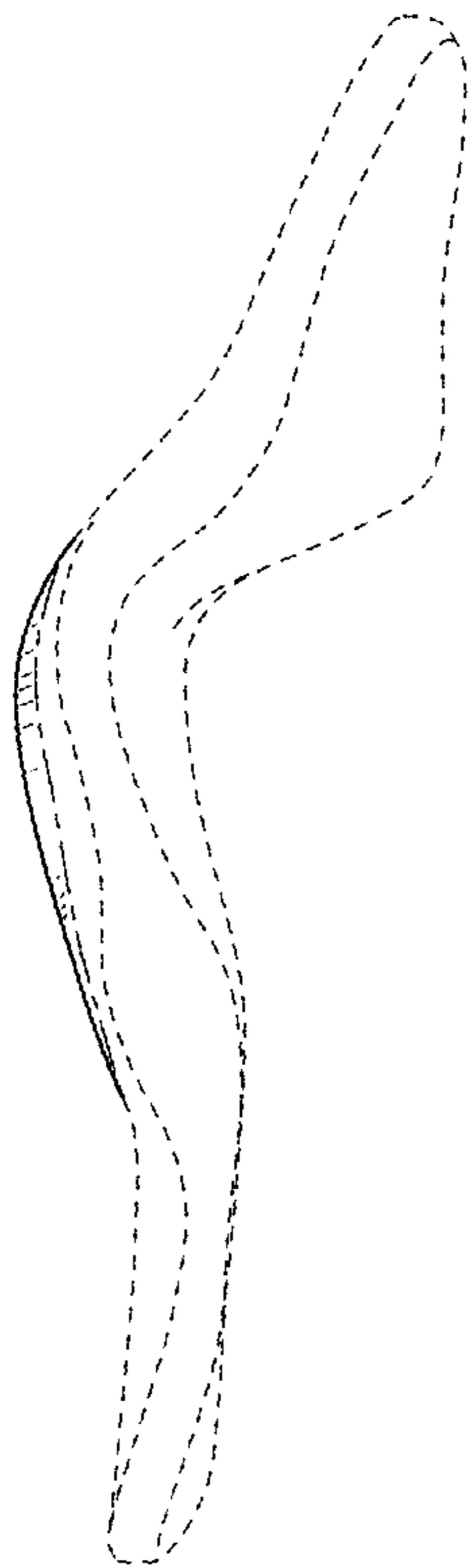


FIG. 6

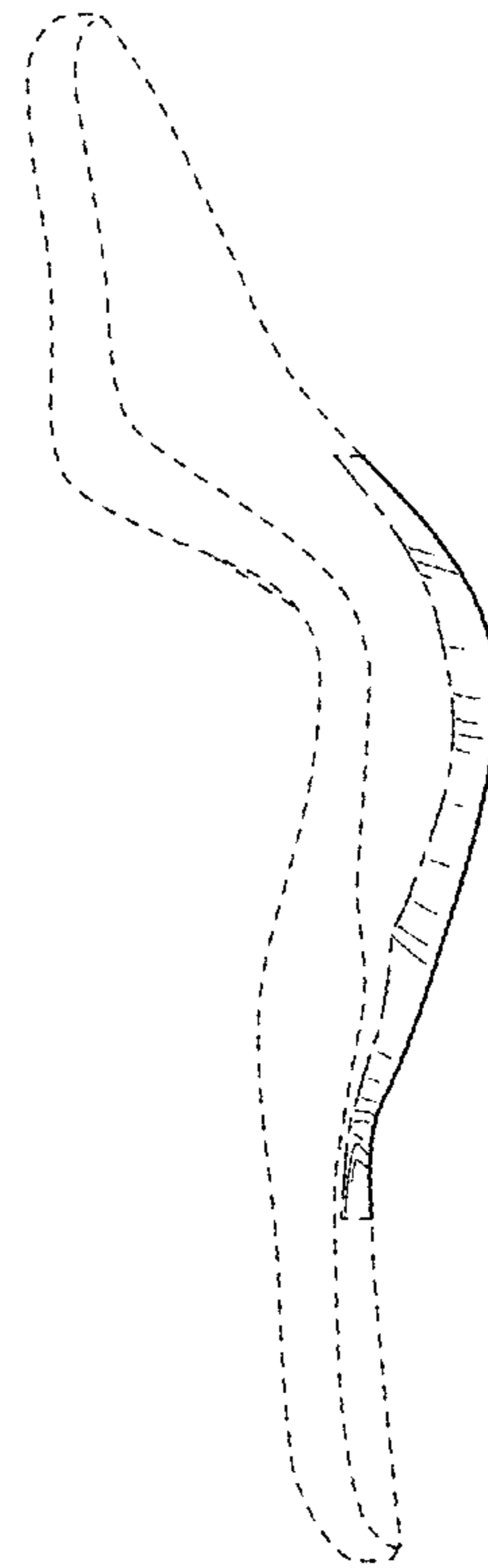


FIG. 7



FIG. 8

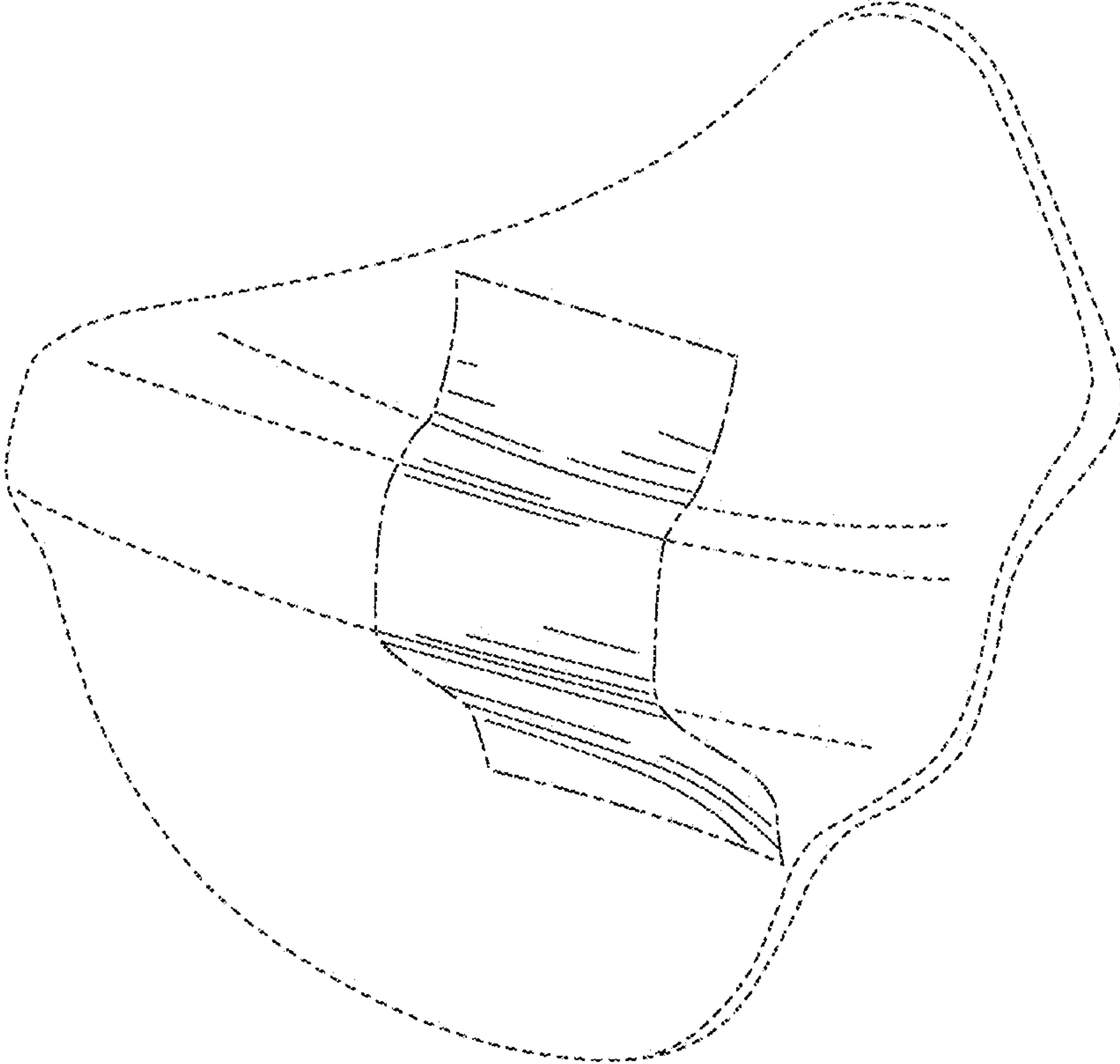


FIG. 9

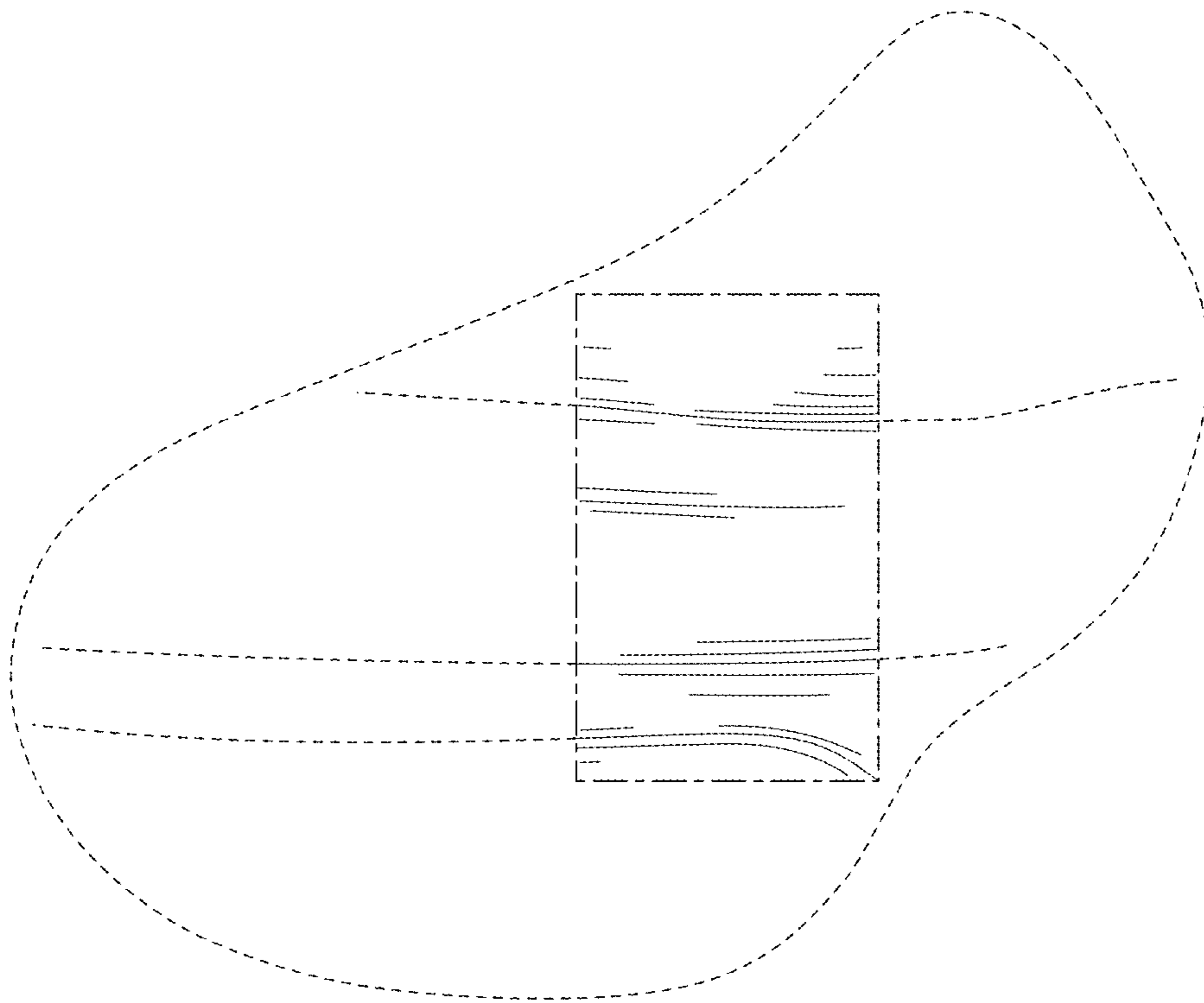


FIG. 10




FIG. 11

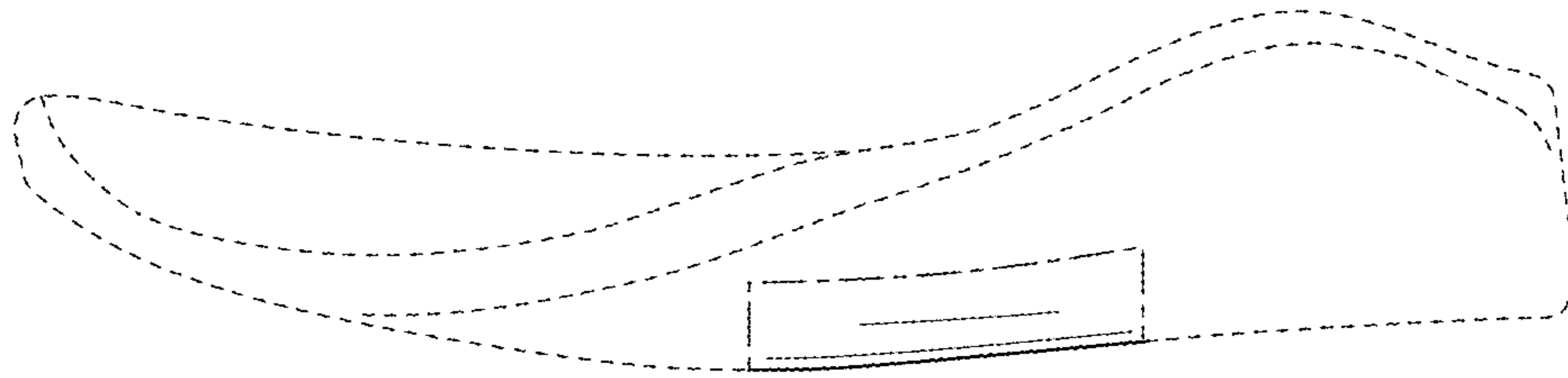


FIG. 12

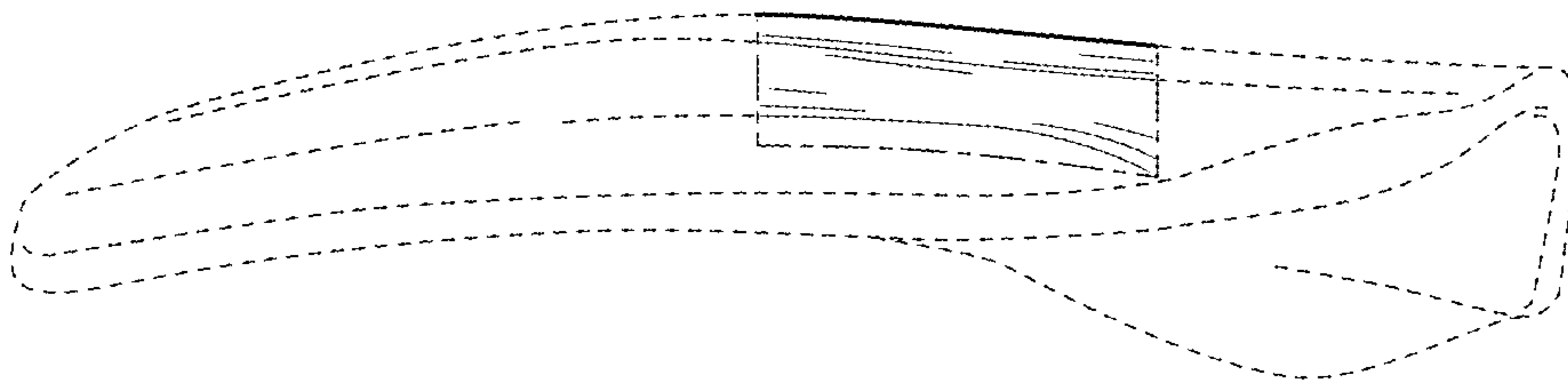


FIG. 13

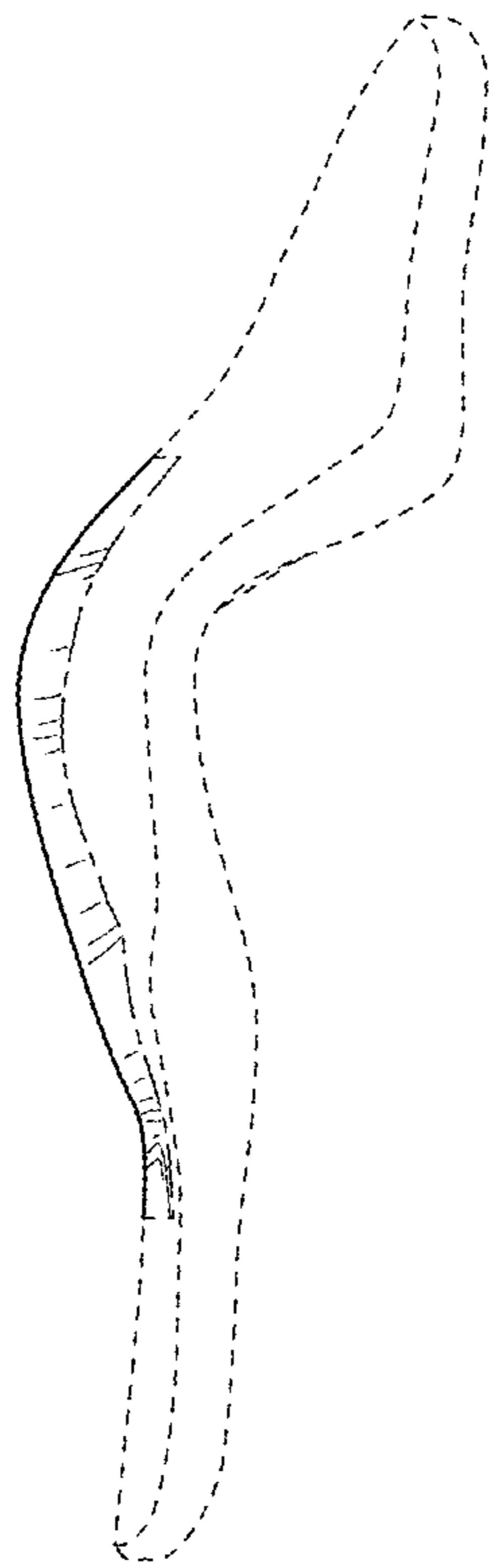


FIG. 14

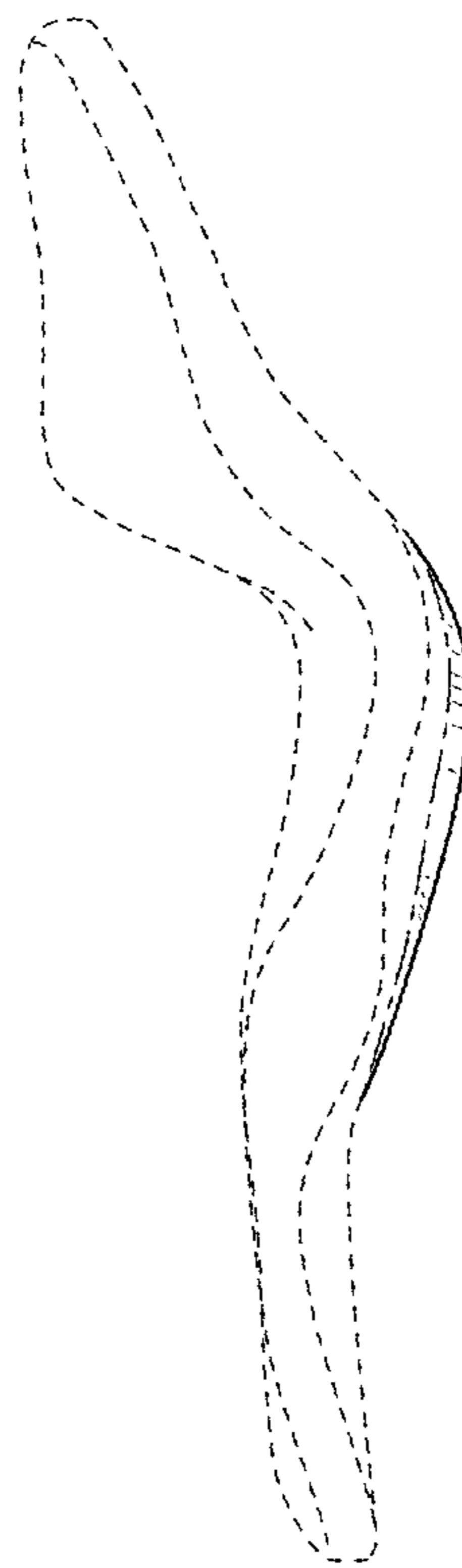


FIG. 15



FIG. 16