



US00D983317S

(12) **United States Design Patent**
Kepner

(10) **Patent No.:** **US D983,317 S**
(45) **Date of Patent:** **** Apr. 11, 2023**

(54) **WATER-TREATMENT DEVICE**

- (71) Applicant: **Bryan Kepner**, Lancaster, PA (US)
- (72) Inventor: **Bryan Kepner**, Lancaster, PA (US)
- (**) Term: **15 Years**
- (21) Appl. No.: **29/814,771**
- (22) Filed: **Nov. 9, 2021**
- (51) **LOC (14) Cl.** **23-01**
- (52) **U.S. Cl.**
USPC **D23/207**
- (58) **Field of Classification Search**
USPC D23/207, 208, 209, 210, 355, 362, 363,
D23/364, 365, 366; D24/162
CPC C02F 1/002; C02F 1/003; C02F 2307/02;
C02F 2307/04; C02F 2307/10; C02F
1/688; E04H 4/1209; E04H 4/1263; E04H
4/1281
See application file for complete search history.

OTHER PUBLICATIONS

Dimple Set of 20 Vinyl Floating Bath Toys, Dec. 9, 2016, Amazon, site visited Jan. 26, 2023: <https://www.amazon.ca/dp/B01MQDGQ1T/> (Year: 2016).*

24 Pieces Oil Absorbing Scum Sponge, Jun. 12, 2021, Amazon, site visited Jan. 26, 2023: <https://www.amazon.ca/dp/B092MBR7J8/> (Year: 2021).*

Starfish Floating Chlorine Dispenser in Orange, Jul. 11, 2021, Home Depot, site visited Jan. 30, 2023: <https://www.homedepot.com/p/Starfish-Floating-Chlorine-Dispenser-in-Orange-NA8021/314717991> (Year: 2021).*

* cited by examiner

Primary Examiner — Jack Reickel
Assistant Examiner — Bobby W Jones, II
 (74) *Attorney, Agent, or Firm* — Withers & Keys, LLC

(57) **CLAIM**

The ornamental design for a water-treatment device, as shown and described.

(56) **References Cited**


U.S. PATENT DOCUMENTS

D409,715 S *	5/1999	Cruz	D23/209
D535,352 S *	1/2007	Verdon	D23/207
D680,596 S *	4/2013	Upton	D11/158
D680,597 S *	4/2013	Upton	D11/158
D779,032 S *	2/2017	Kepner	D23/207
D779,033 S *	2/2017	Kepner	D23/207
D788,244 S *	5/2017	George, II	D21/808
D880,652 S *	4/2020	Kepner	D23/207
D965,847 S *	10/2022	Ren	D21/597
2004/0175311 A1 *	9/2004	Cormier	A61L 2/23 422/40
2005/0163684 A1 *	7/2005	Sherr	B01F 21/22 422/265
2014/0205512 A1 *	7/2014	King	E04H 4/1281 422/265

DESCRIPTION

FIG. 1 is a front perspective view of a water-treatment device showing my new design;
 FIG. 2 is a rear perspective view of the water-treatment device;
 FIG. 3 is a front view of the water-treatment device;
 FIG. 4 is a rear view of the water-treatment device;
 FIG. 5 is a left-side view of the water-treatment device;
 FIG. 6 is a right-side view of the water-treatment device;
 FIG. 7 is a top view of the water-treatment device; and,
 FIG. 8 is a bottom view of the water-treatment device.
 The broken lines shown in the drawings form no part of the claimed design.

1 Claim, 8 Drawing Sheets



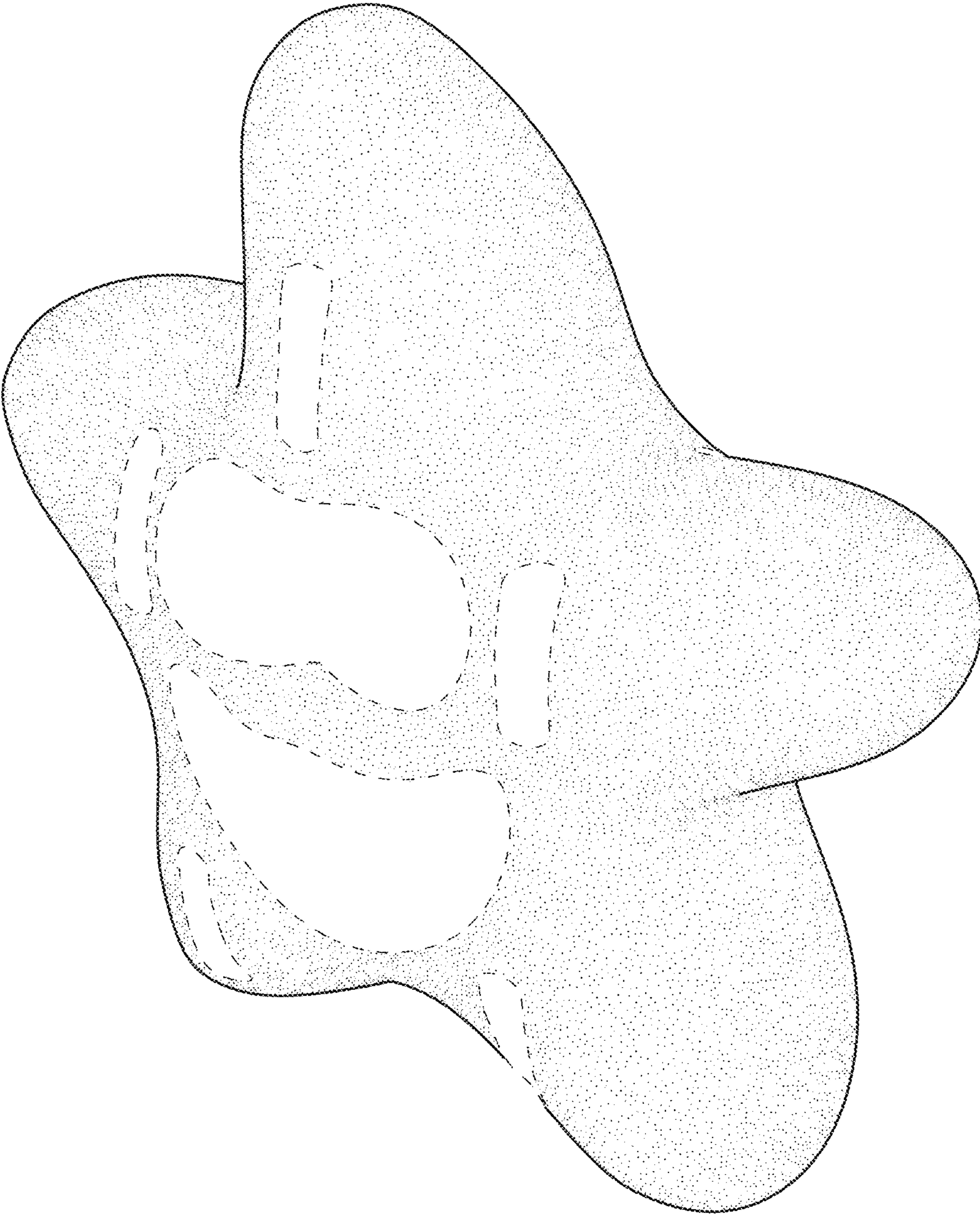


FIG. 1




FIG.2




FIG.3




FIG.4

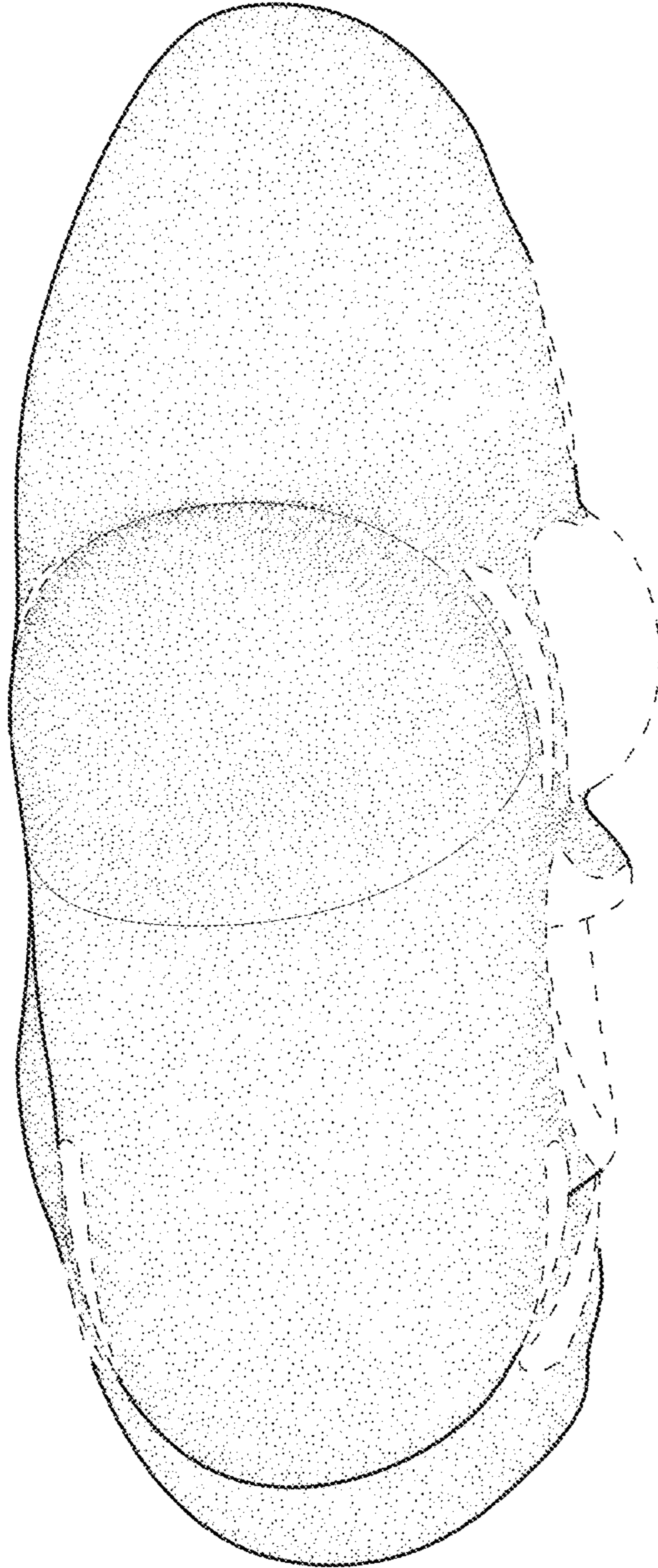


FIG.5

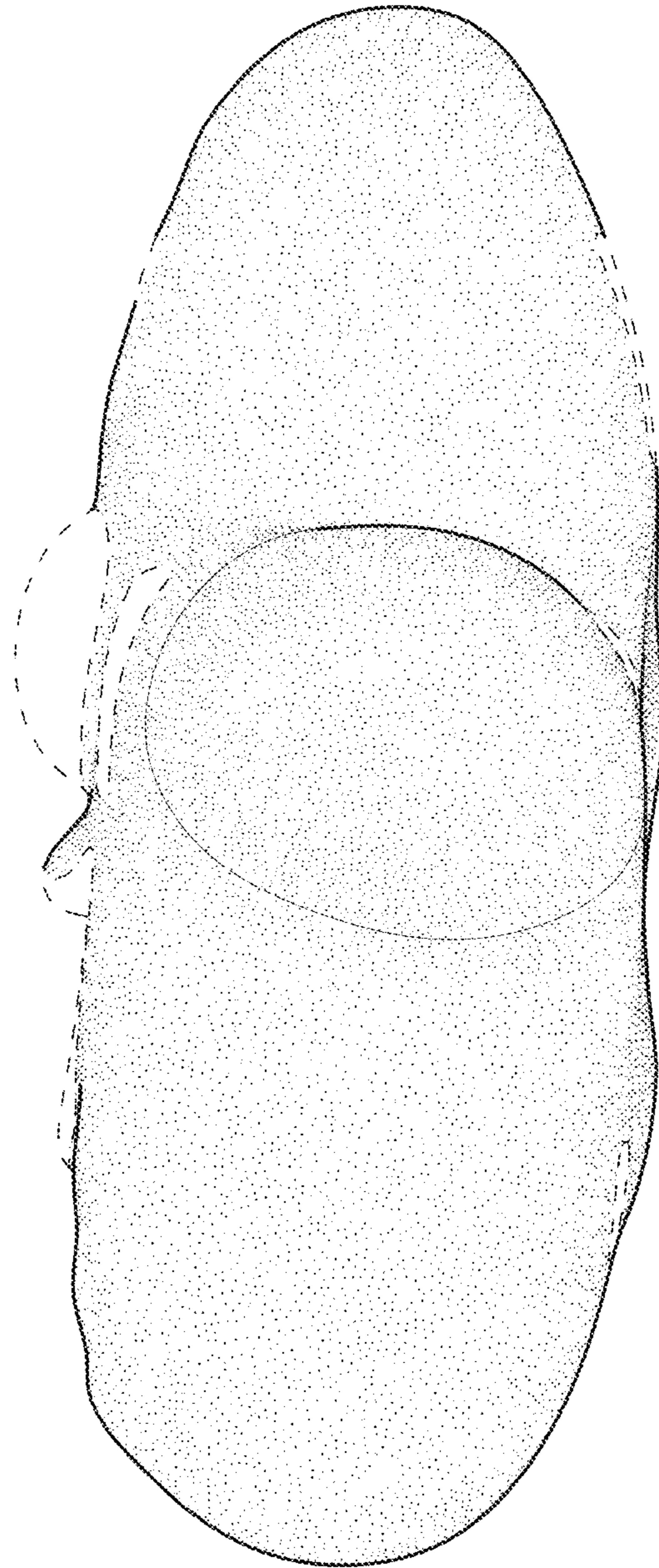


FIG.6

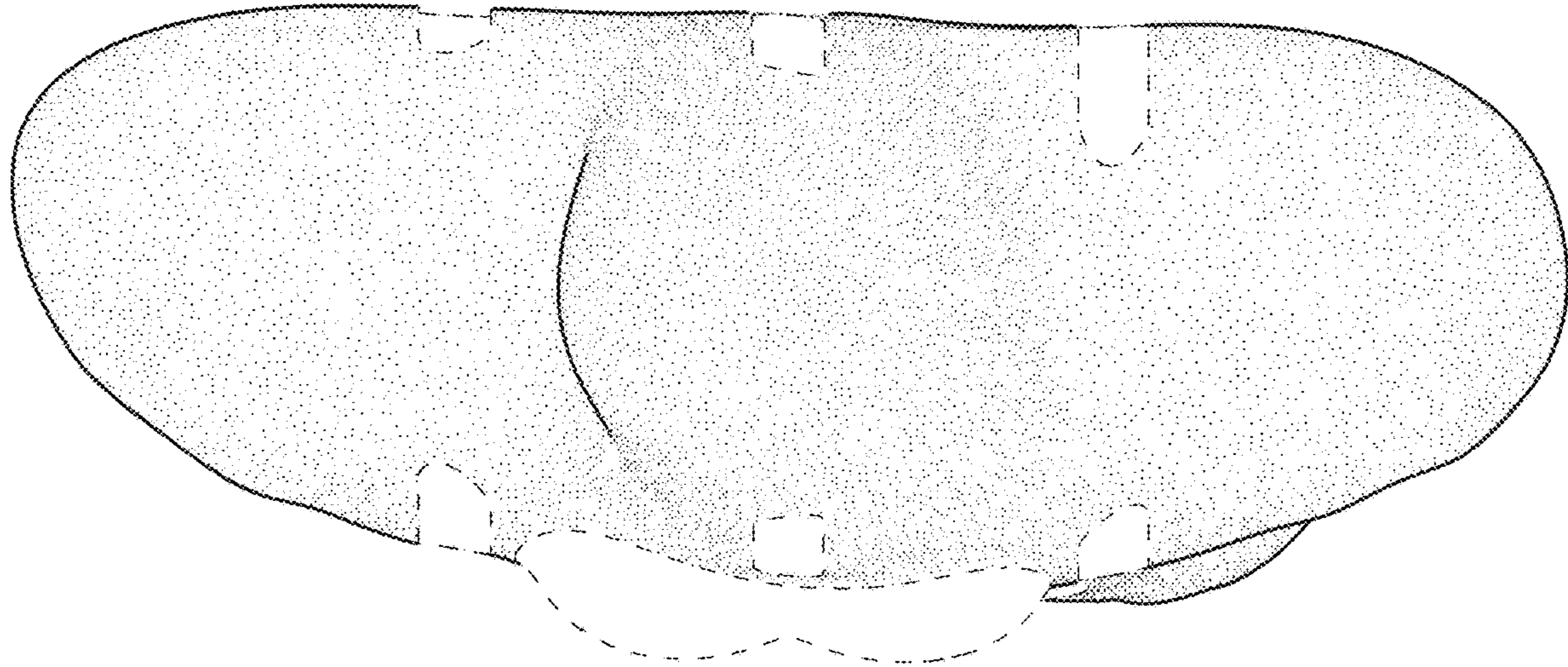


FIG. 7

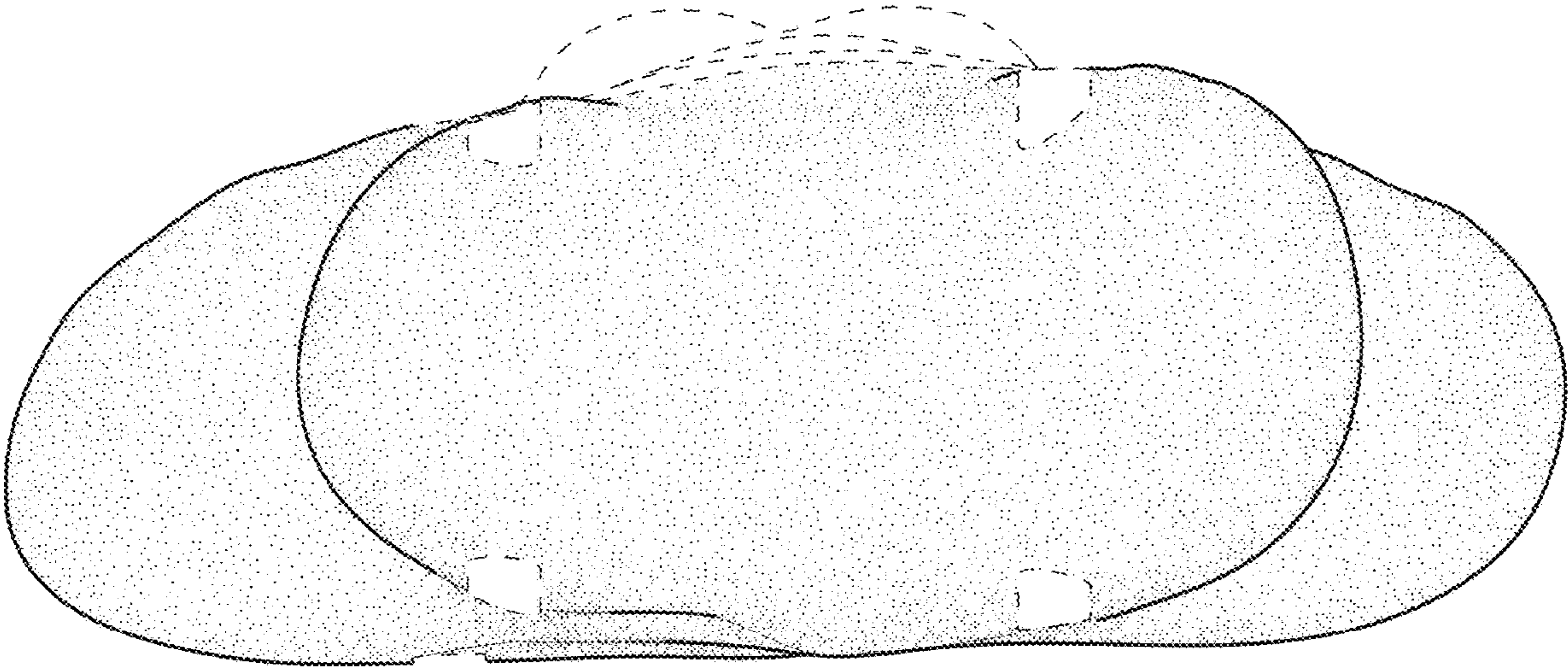


FIG.8