



US00D983284S

(12) **United States Design Patent**  
**Tauber**

(10) **Patent No.:** **US D983,284 S**

(45) **Date of Patent:** **\*\* Apr. 11, 2023**

(54) **WATER WEIGHT BAG**

(71) Applicant: **NT Consultant Inc.**, Monsey, NY (US)

(72) Inventor: **Nathan Tauber**, Monsey, NY (US)

(73) Assignee: **NT Consultant Inc.**, Monsey, NY (US)

(\*\*) Term: **15 Years**

(21) Appl. No.: **29/754,563**

(22) Filed: **Oct. 12, 2020**

(51) **LOC (14) Cl.** ..... **21-02**

(52) **U.S. Cl.**  
USPC ..... **D21/680**

(58) **Field of Classification Search**  
USPC .... D21/529, 680, 662; D3/2, 3, 4, 200, 201,  
D3/203.1, 203.6, 203.7, 228, 231, 242,  
D3/258, 259  
See application file for complete search history.

(56) **References Cited**

**U.S. PATENT DOCUMENTS**

D262,690 S	1/1982	Berry et al.	
D368,125 S	3/1996	Wiseman	
D372,858 S *	8/1996	Sunley .....	D8/499
7,721,887 B2 *	5/2010	Hancock-Cooke .....	
			B65D 75/563
			206/391
D685,440 S *	7/2013	Tuttle .....	D21/683
D820,668 S	6/2018	Baggett et al.	
D868,182 S	11/2019	Catania	
D873,944 S	1/2020	Badgett	
D875,261 S *	2/2020	Liu .....	D24/190
D885,044 S *	5/2020	Teal .....	D28/73
D885,498 S *	5/2020	Pecqueur .....	D21/680

D944,904 S *	3/2022	He .....	D21/683
D948,155 S *	4/2022	Haas .....	D34/28
D955,751 S *	6/2022	Coughlan .....	D3/254
2008/0202073 A1 *	8/2008	Kim .....	E02B 3/127
			53/284.7

**OTHER PUBLICATIONS**

Explore land store, announced 2020[online], [site visited Dec. 23, 2022], Available on internet, URL:https://www.amazon.com/Explore-Land-Saddle-Weight-Universal/dp/B084WTDDP4/ref (Year: 2020).\*

\* cited by examiner

*Primary Examiner* — Khawaja Anwar

*Assistant Examiner* — Julice Seung Eun Oum

(74) *Attorney, Agent, or Firm* — LaMorte & Associates P.C.

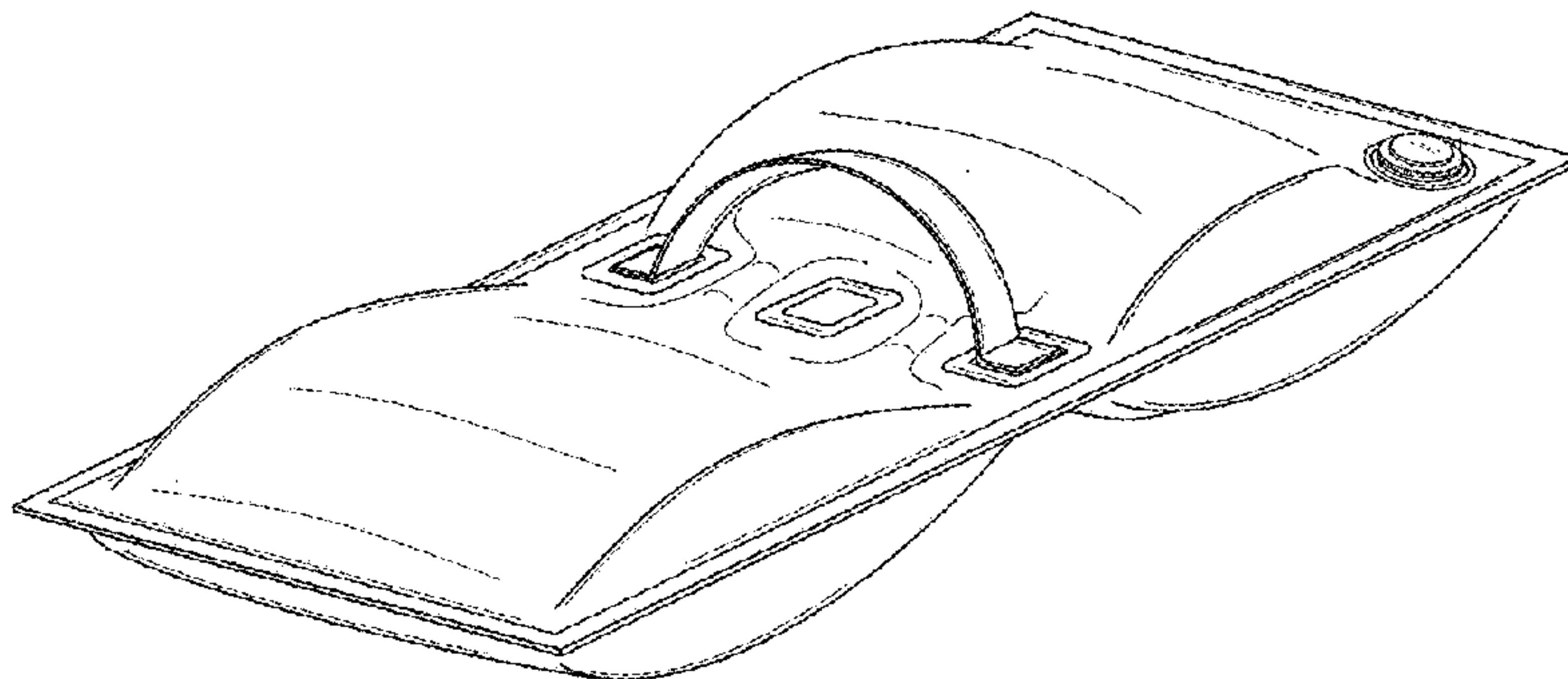
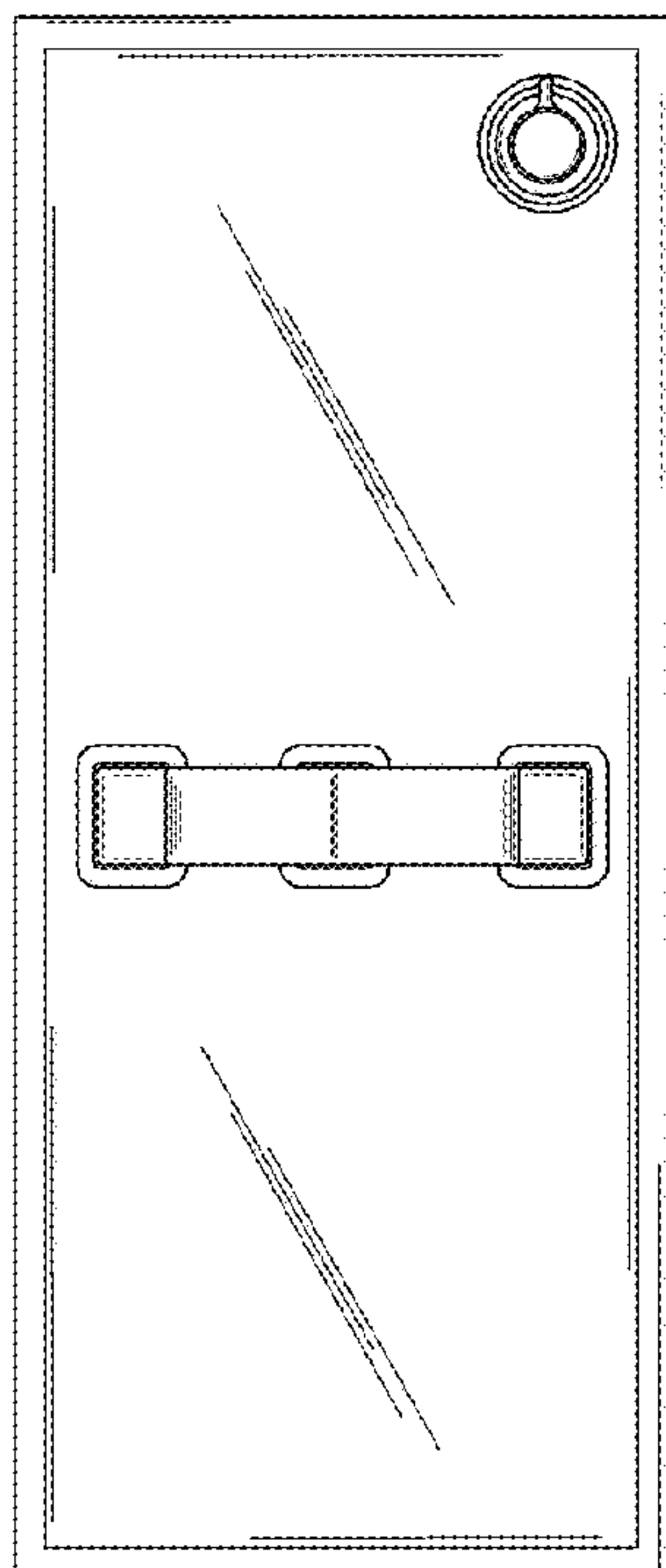
(57) **CLAIM**

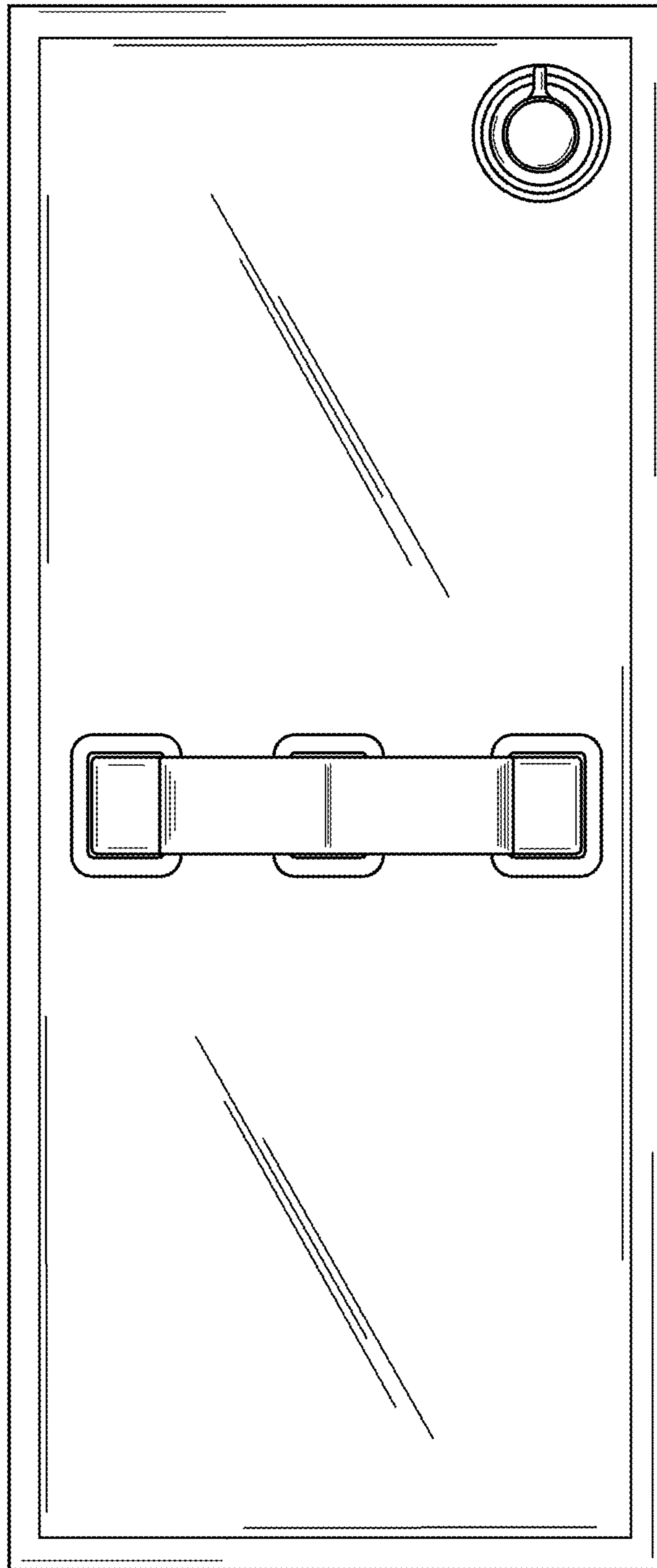
The ornamental design for the water weight bag, as shown and described.

**DESCRIPTION**

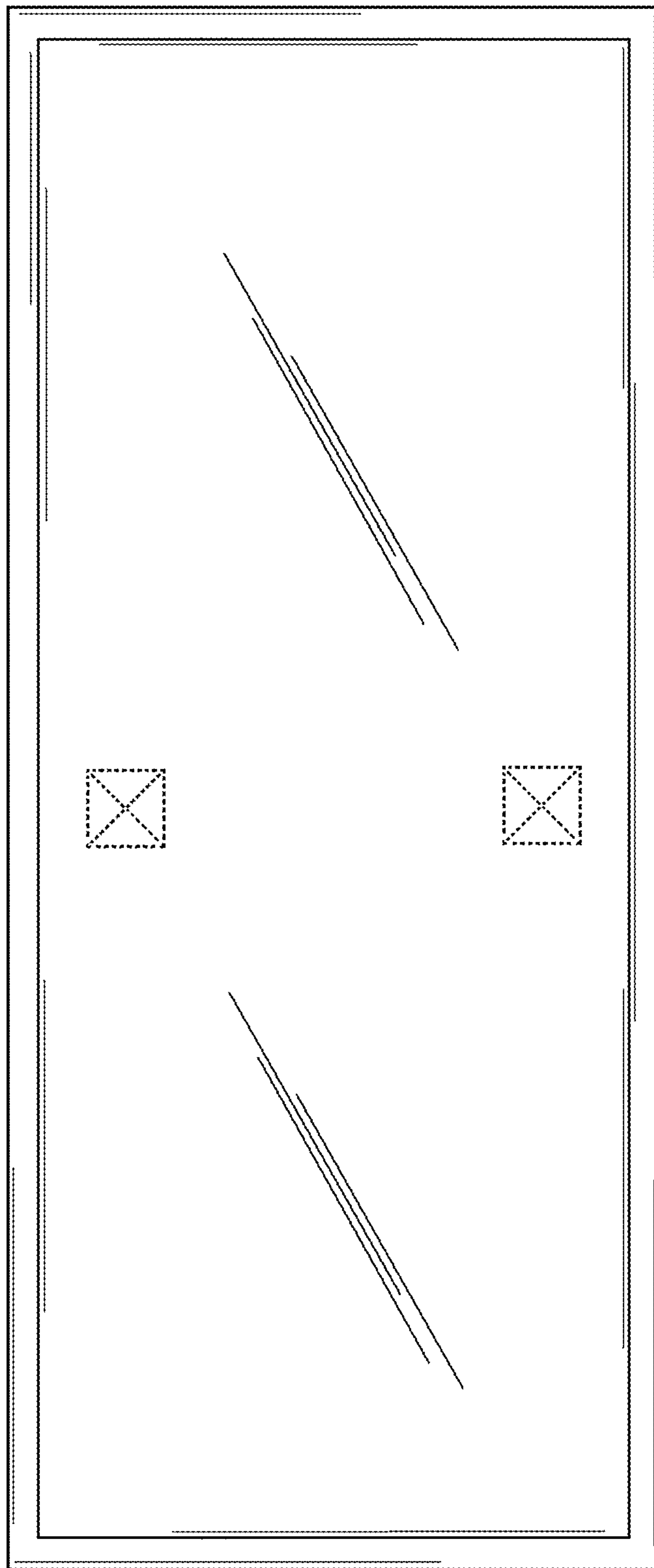
FIG. 1 is a front view of the water weight bag;  
FIG. 2 is a rear view thereof;  
FIG. 3 is a right-side view thereof;  
FIG. 4 is a left-side view thereof;  
FIG. 5 is a top view thereof;  
FIG. 6 is a bottom view thereof;  
FIG. 7 is a perspective view thereof;  
FIG. 8 is a perspective view when filled; and,  
FIG. 9 is a perspective view when filled and carried.

**1 Claim, 9 Drawing Sheets**

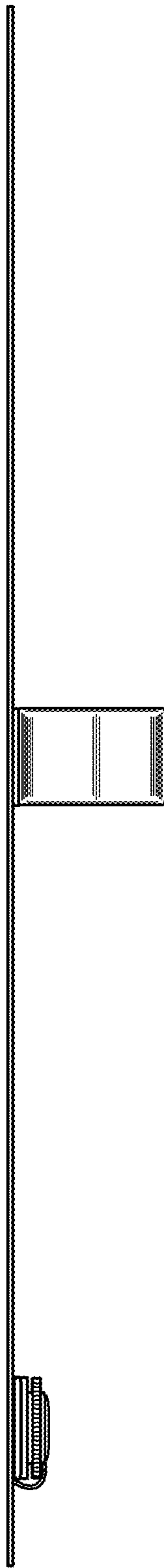




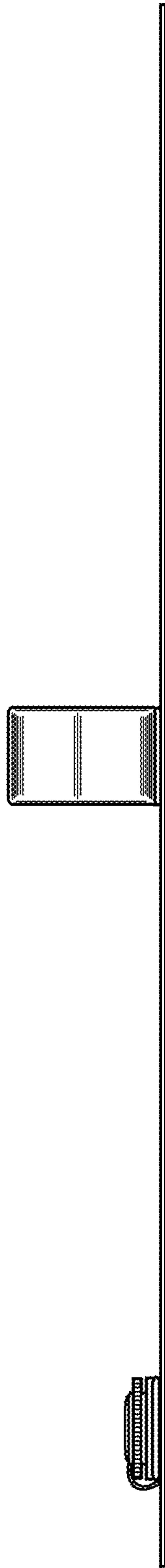
*FIG. 1*




*FIG. 2*



*FIG. 3*



*FIG. 4*



*FIG. 5*



*FIG. 6*



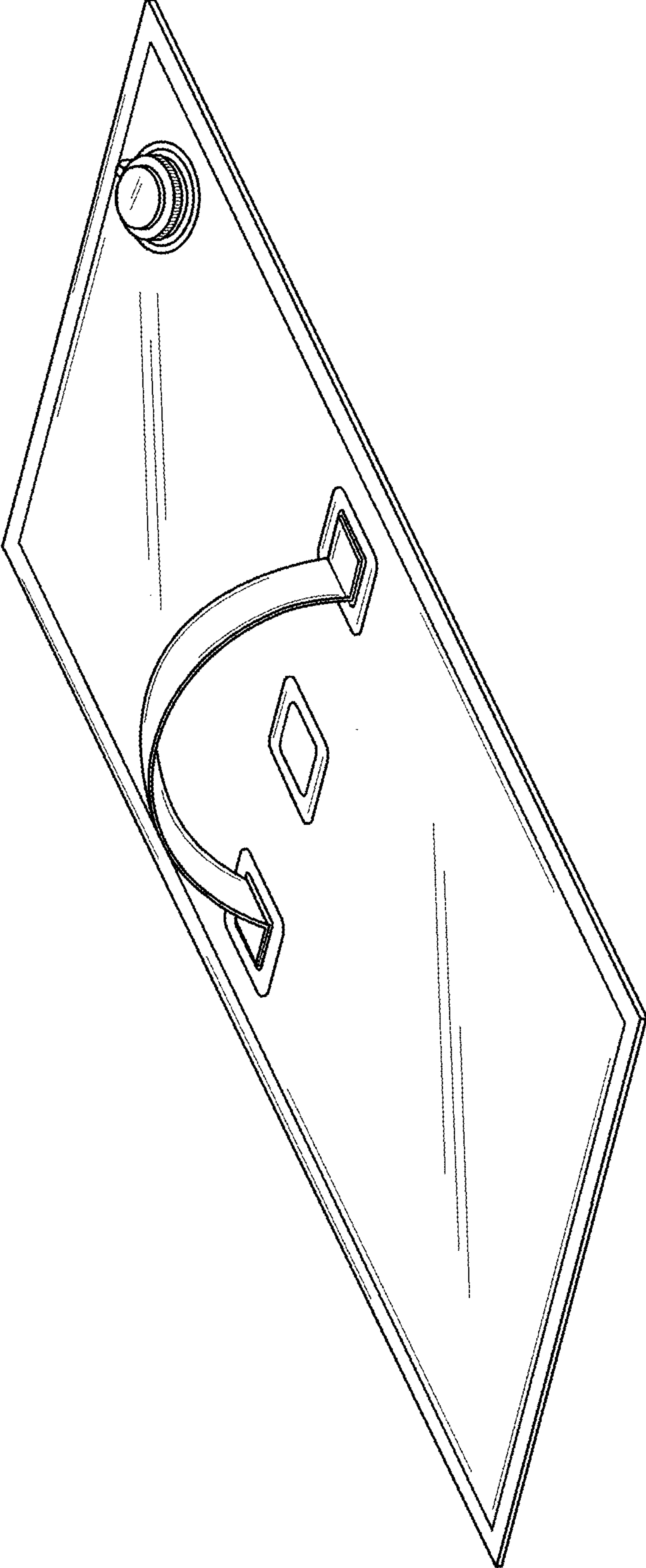


FIG. 7



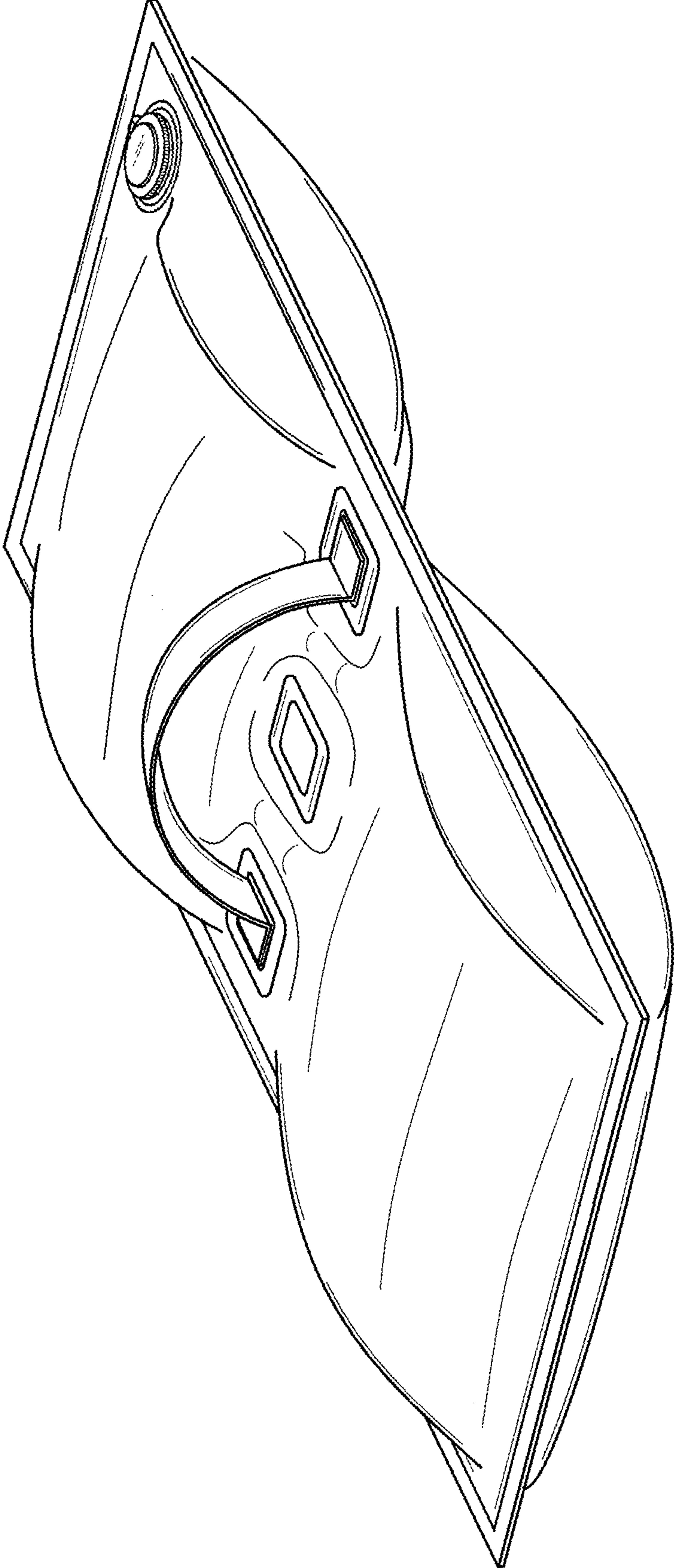


FIG. 8




FIG. 9