



US00D983226S

(12) **United States Design Patent** (10) **Patent No.:** **US D983,226 S**
Masci et al. (45) **Date of Patent:** **** Apr. 11, 2023**

(54) **DISPLAY SCREEN OR PORTION THEREOF WITH GRAPHICAL USER INTERFACE**

(71) Applicant: **Aristocrat Technologies Australia Pty Limited**, North Ryde (AU)

(72) Inventors: **Joseph Masci**, Suwanee, GA (US); **Jason Meyer**, Wyoming (AU)

(73) Assignee: **ARISTOCRAT TECHNOLOGIES AUSTRALIA PTY LIMITED**, North Ryde (AU)

(**) Term: **15 Years**

(21) Appl. No.: **29/730,632**

(22) Filed: **Apr. 7, 2020**

(30) **Foreign Application Priority Data**

Mar. 4, 2020 (AU) 202011325

(51) **LOC (14) Cl.** **14-04**

(52) **U.S. Cl.**
USPC **D14/488**

(58) **Field of Classification Search**
USPC D14/485-495
CPC B60K 37/00; G06F 8/20; G06F 3/048-04897; G06F 3/013; G06F 3/017; G06F 3/165; G06F 16/168; G06F 16/7335; G06F 2203/014; G06F 2206/1008; G06F 2209/545; G06F 30/12; G06F 40/106; G06T 13/80; G06T 15/00; G06T 15/02; G06Q 10/10; H04M 1/6075; H04M 3/567; H04M 1/2477; H04M 1/26; H04L 51/04; H04L 12/1813; H04N 7/16; H04N 1/00408

See application file for complete search history.

(56) **References Cited**

U.S. PATENT DOCUMENTS

5,833,537 A 11/1998 Barrie
6,213,877 B1* 4/2001 Walker G07F 17/3244
463/7

D445,426 S * 7/2001 Wang D14/486
D459,361 S * 6/2002 Inagaki D14/486
6,544,120 B2* 4/2003 Ainsworth G07F 17/34
273/138.2
6,604,740 B1* 8/2003 Singer G07F 17/34
463/16
D603,415 S * 11/2009 Lin D14/485
D603,459 S * 11/2009 Tsuchida D21/385
D637,606 S * 5/2011 Luke D14/488
D638,432 S * 5/2011 Flik D14/486
D642,224 S * 7/2011 Taniguchi D21/385
D667,020 S * 9/2012 MacKenzie D14/486

(Continued)

OTHER PUBLICATIONS

Office Action (Non-Final Rejection) dated Dec. 16, 2021 for U.S. Appl. No. 17/079,104 (pp. 1-17).

Primary Examiner — Cary M Robinson

(74) *Attorney, Agent, or Firm* — McAndrews Held & Malloy, Ltd.

(57) **CLAIM**

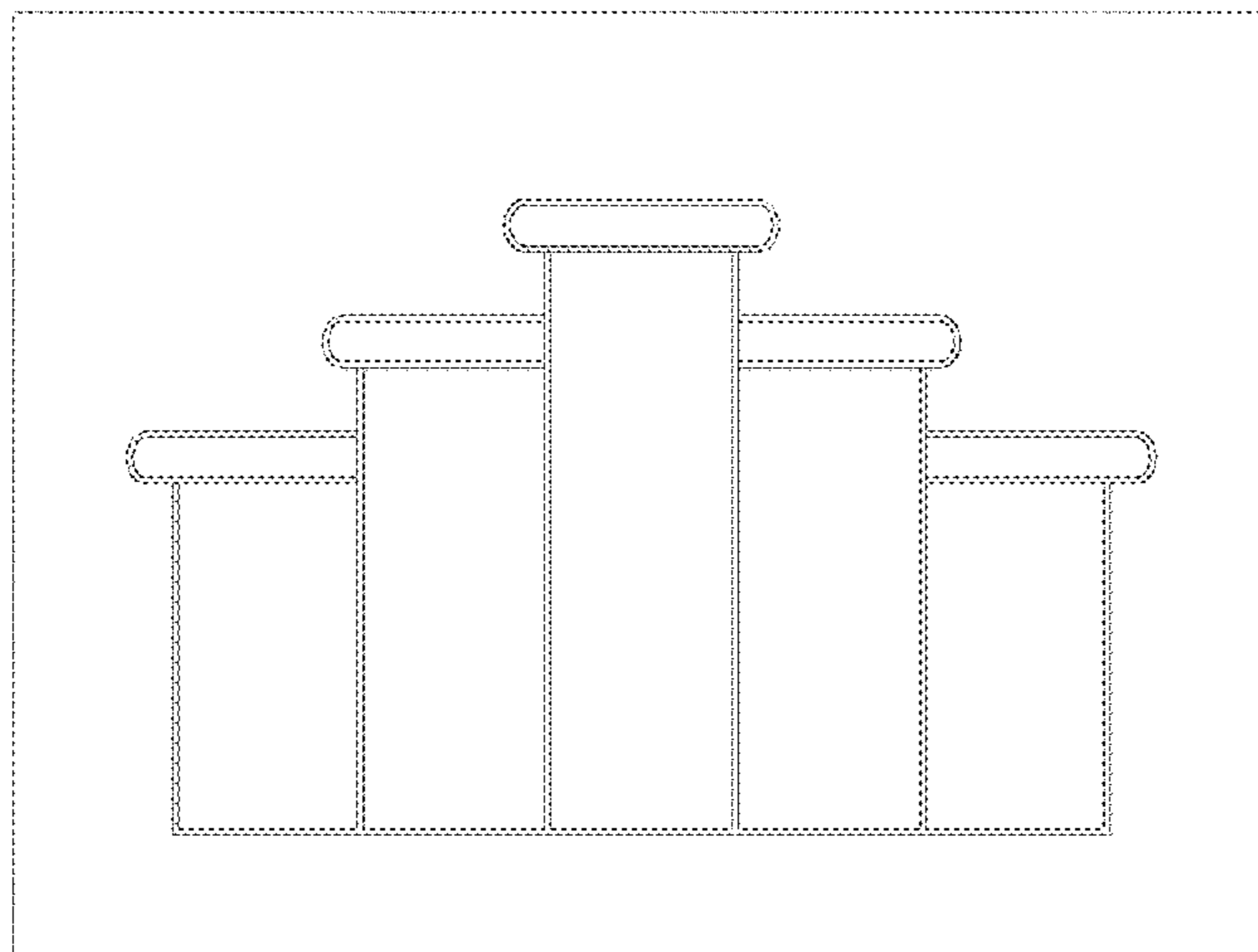
The ornamental design for a display screen or portion thereof with graphical user interface, as shown and described.

DESCRIPTION

FIG. 1 is a front view of a display screen or portion thereof with graphical user interface showing our new design; and, FIG. 2 is another front view of FIG. 1, but showing alternative broken line subject matter.

The dashed broken line perimeter in the drawings illustrates a display screen or portion thereof and forms no part of the claimed design. The remaining dashed broken lines in the drawings illustrate portions of the graphical user interface that form no part of the claimed design.

1 Claim, 2 Drawing Sheets



(56)

References Cited

U.S. PATENT DOCUMENTS

D670,306	S *	11/2012	Kulakov	D14/485
D672,363	S *	12/2012	Reyna	D14/486
D682,303	S *	5/2013	DiJulio	D14/487
8,574,060	B2 *	11/2013	Nakamura	G07F 17/34 463/31
D704,274	S *	5/2014	Ono	D21/385
D738,383	S *	9/2015	Lim	D14/485
D764,523	S *	8/2016	Suki	D14/488
D860,229	S *	9/2019	King	D14/486
2004/0209673	A1 *	10/2004	Shiraishi	G07F 17/3211 463/20
2005/0054434	A1	3/2005	Baerlocher	
2005/0059455	A1	3/2005	Gerrard	
2006/0116195	A1 *	6/2006	Baerlocher	G07F 17/3213 463/20
2007/0067738	A1 *	3/2007	Flynt	H04M 1/7243 715/810
2007/0270203	A1 *	11/2007	Aida	G07F 17/3202 463/16
2010/0248807	A1	9/2010	Mizue	
2011/0117989	A1	5/2011	Kennedy	
2019/0051114	A1	2/2019	Cong	
2020/0312094	A1	10/2020	Halvorson	

* cited by examiner

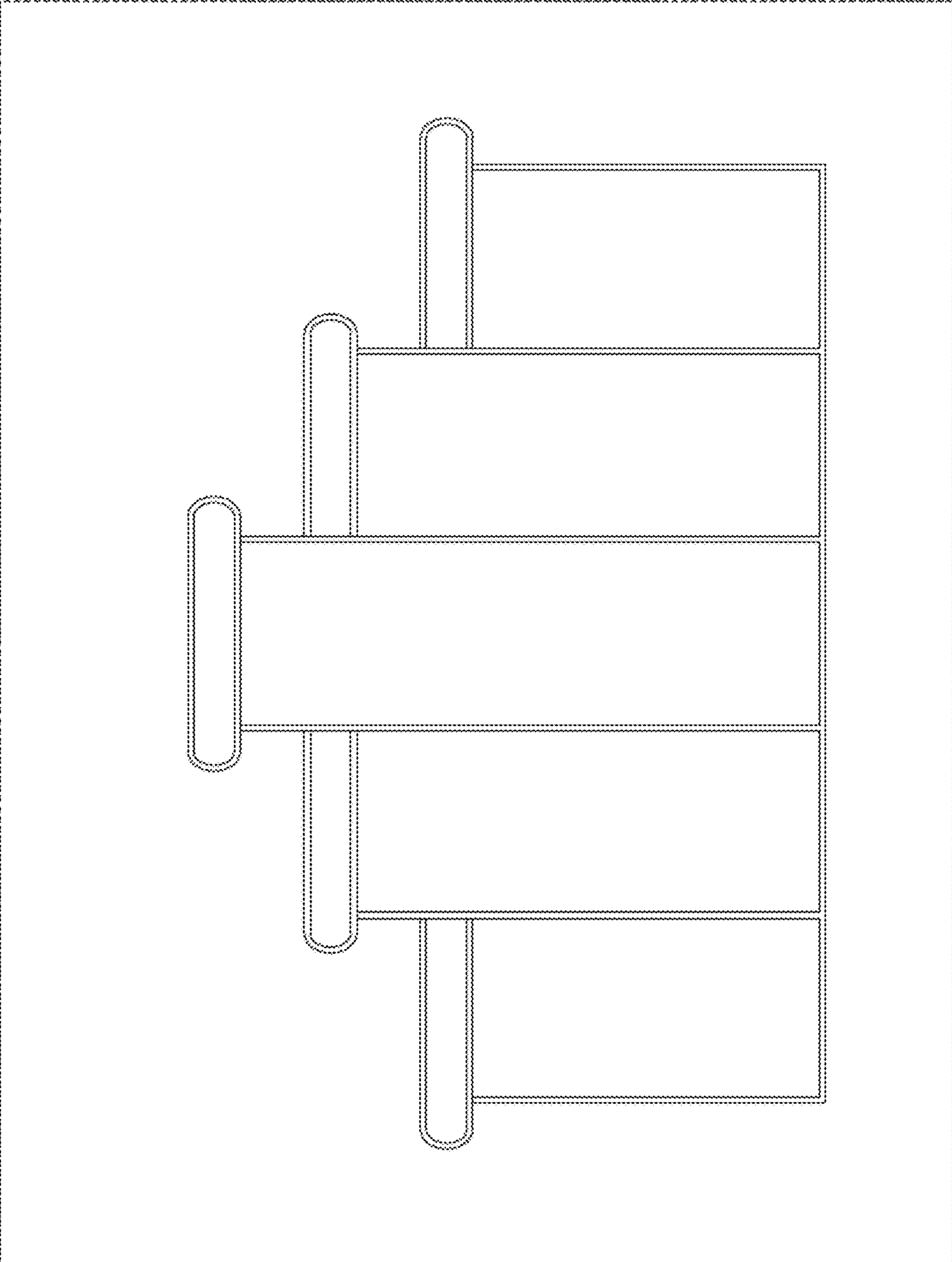


FIGURE 1

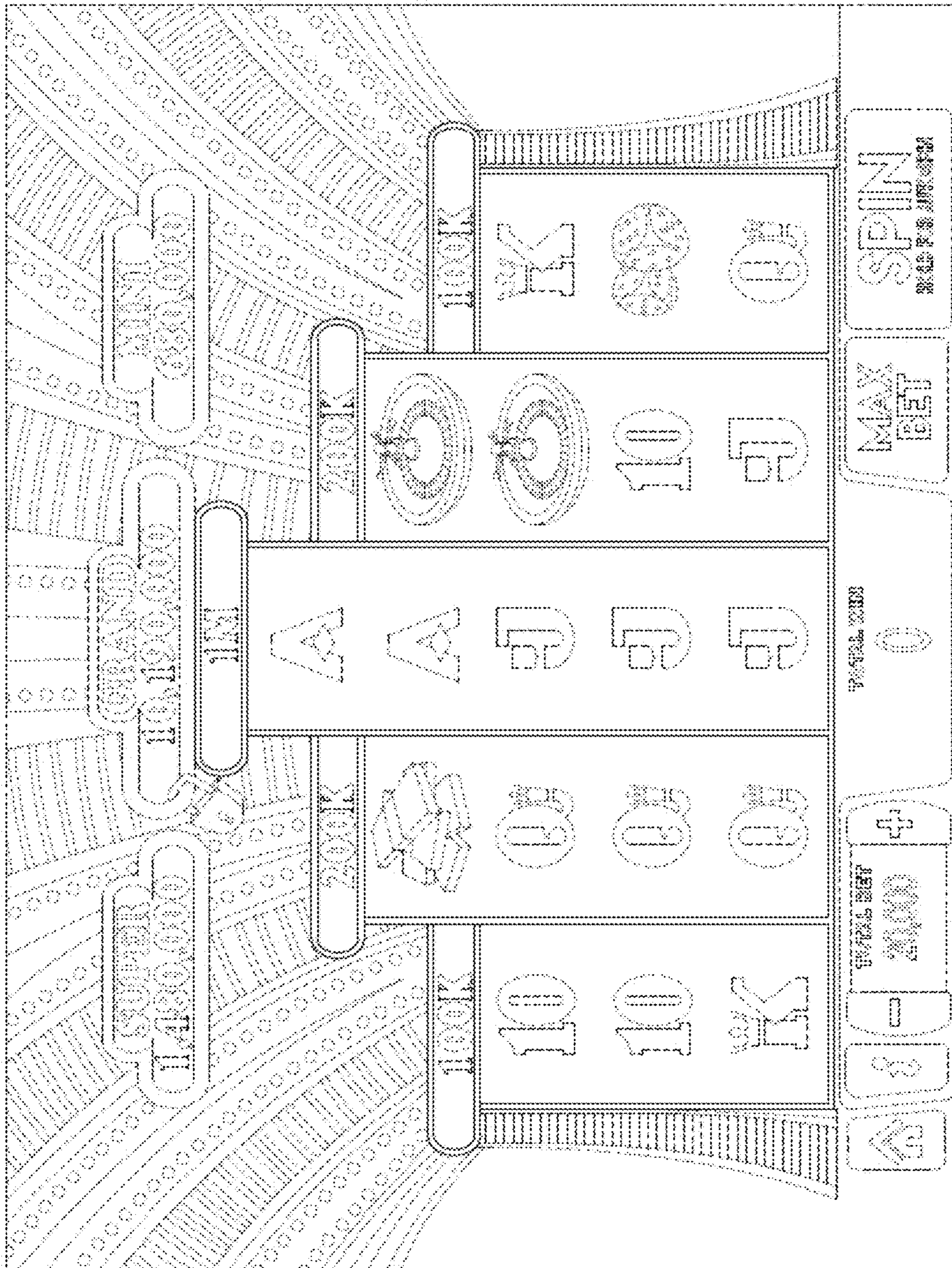


FIGURE 2