



US00D983216S

(12) **United States Design Patent**
Bahatyrevich

(10) **Patent No.:** **US D983,216 S**
(45) **Date of Patent:** **** Apr. 11, 2023**

(54) **DISPLAY SCREEN WITH GRAPHICAL USER INTERFACE**

(71) Applicant: **SPLUNK Inc.**, San Francisco, CA (US)

(72) Inventor: **Uladzimir Bahatyrevich**, Fair Oaks, CA (US)

(73) Assignee: **SPLUNK Inc.**, San Francisco, CA (US)

(**) Term: **15 Years**

(21) Appl. No.: **29/848,727**

(22) Filed: **Aug. 4, 2022**

Related U.S. Application Data

(62) Division of application No. 29/768,597, filed on Jan. 29, 2021, now Pat. No. Des. 963,677.

(51) **LOC (14) Cl.** **14-04**

(52) **U.S. Cl.**
USPC **D14/485**

(58) **Field of Classification Search**
USPC D14/485-495
CPC G06F 3/048; G06F 3/0481; G06F 3/04812; G06F 3/04815; G06F 3/04817; G06F 3/0482; G06F 3/0483; G06F 3/0484; G06F 3/04842; G06F 3/04845; G06F 3/04847; G06F 3/0485; G06F 3/04855; G06F 3/0486; G06F 3/0487; G06F 3/0488; G06F 3/04883; G06F 3/04886
See application file for complete search history.

(56) **References Cited**

U.S. PATENT DOCUMENTS

D602,942	S	*	10/2009	Bennett	D14/485
D692,911	S	*	11/2013	Pearcy	D14/486
D709,901	S	*	7/2014	Landis	D14/486
D713,854	S	*	9/2014	Cojuangco	D14/486
D777,747	S	*	1/2017	Derby	D14/493
D816,689	S	*	5/2018	Chalker	D14/485

D820,297	S	*	6/2018	Gardner	D14/486
D826,257	S	*	8/2018	Thiel	D14/488
D844,667	S	*	4/2019	Espeleta	D14/488
D857,028	S	*	8/2019	Raji	D14/485
D857,029	S	*	8/2019	Raji	D14/485
D861,718	S	*	10/2019	Chalker	D14/488
D890,789	S	*	7/2020	Stein	D14/486
D926,803	S	*	8/2021	Lee	D14/486
D930,010	S	*	9/2021	Caudill	D14/485
D934,270	S	*	10/2021	Thiel	D14/485
D946,596	S	*	3/2022	Ahmed	D14/492
D962,975	S	*	9/2022	Pineda-Madrid, II	D14/486
2009/0276724	A1	*	11/2009	Rosenthal	G06F 16/24575 707/E17.108

* cited by examiner

Primary Examiner — Daniel J Domino

(74) *Attorney, Agent, or Firm* — Kilpatrick Townsend & Stockton LLP

(57) **CLAIM**

The ornamental design for display screen with graphical user interface, as shown and described.

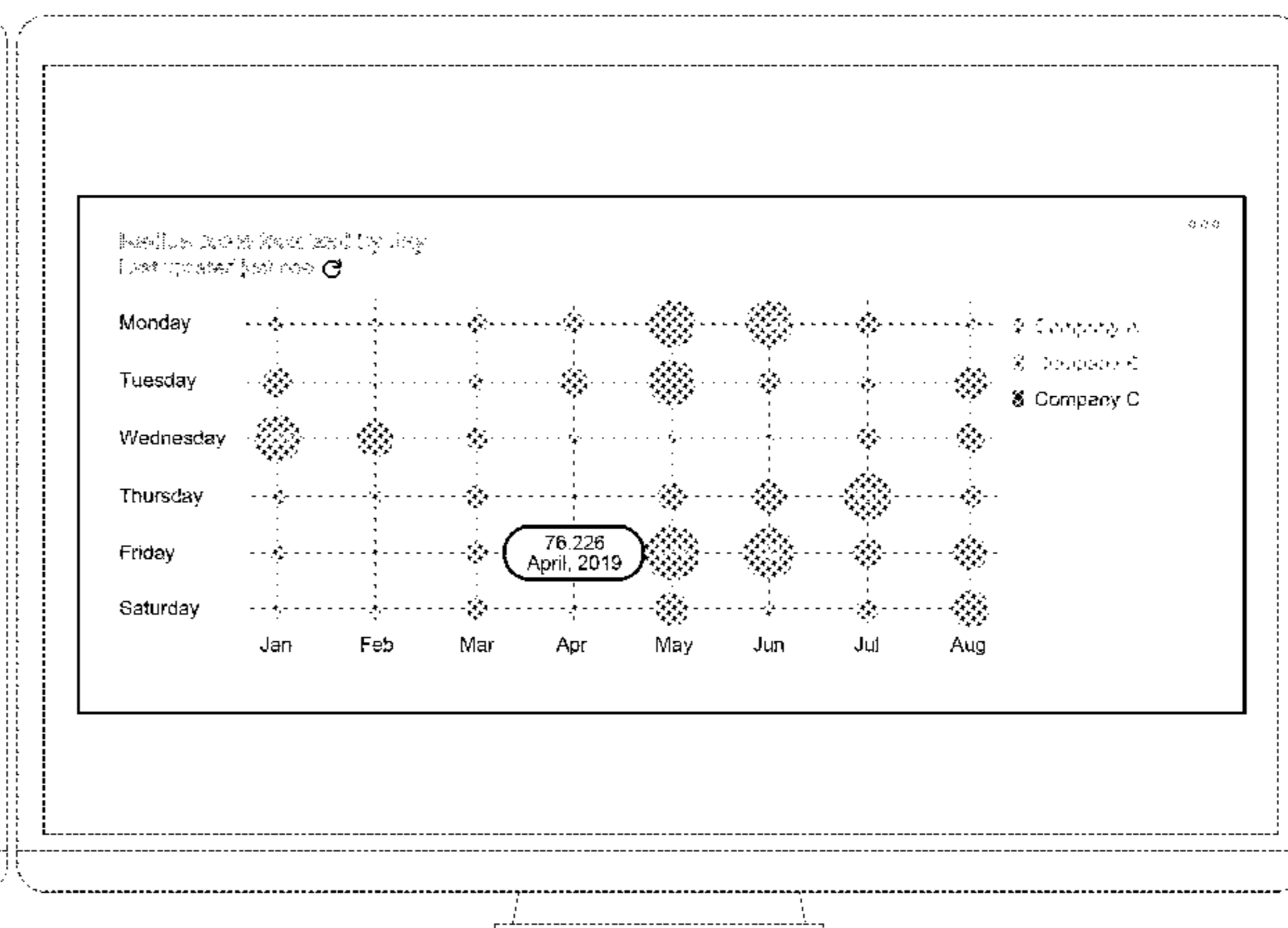
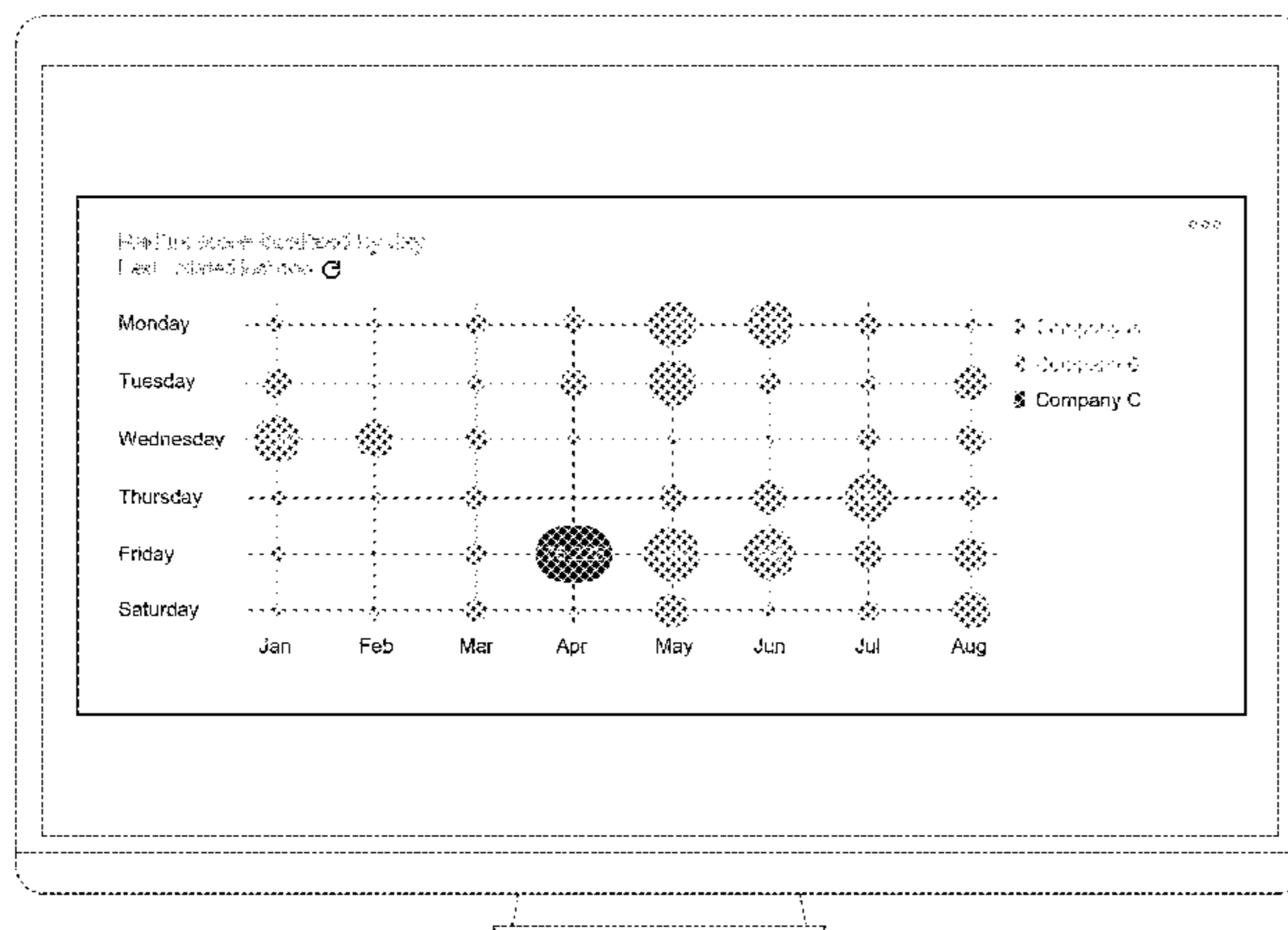
DESCRIPTION

FIG. 1 is a front view of a display screen with graphical user interface showing our new design; FIG. 2 is a front view of a second image thereof; FIG. 3 is a front view of a third image thereof; and, FIG. 4 is a front view of a fourth image thereof.

The appearance of the graphical user interface transitions sequentially between the images shown in FIGS. 1-4, including the reverse order. The process or period in which one image transitions to another forms no part of the claimed design.

The broken lines showing an electronic device illustrate environmental subject matter, whereas the remaining broken lines showing elements of the graphical user interface illustrate portions of the article. None of the broken lines form part of the claimed design.

1 Claim, 4 Drawing Sheets



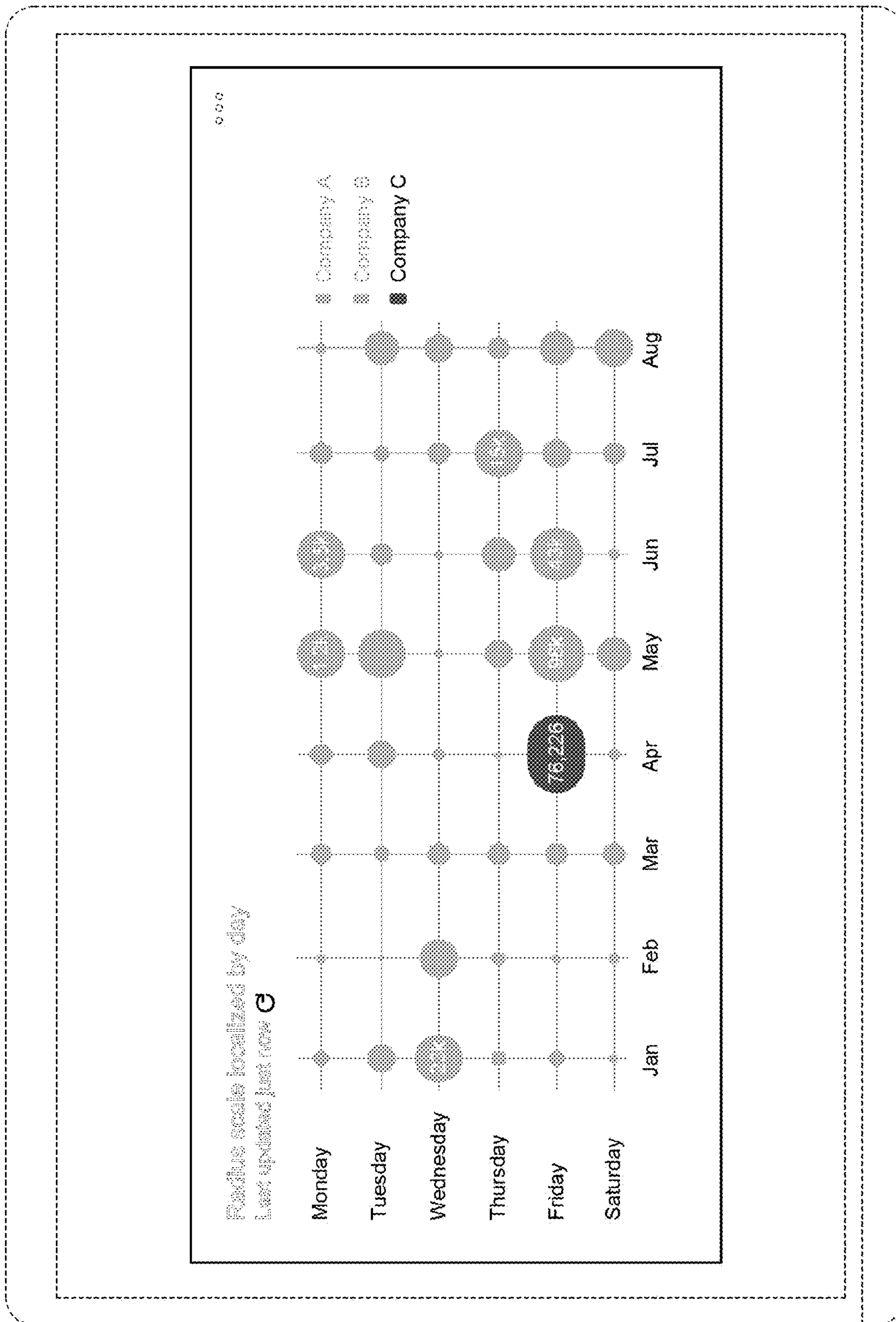


FIG. 1

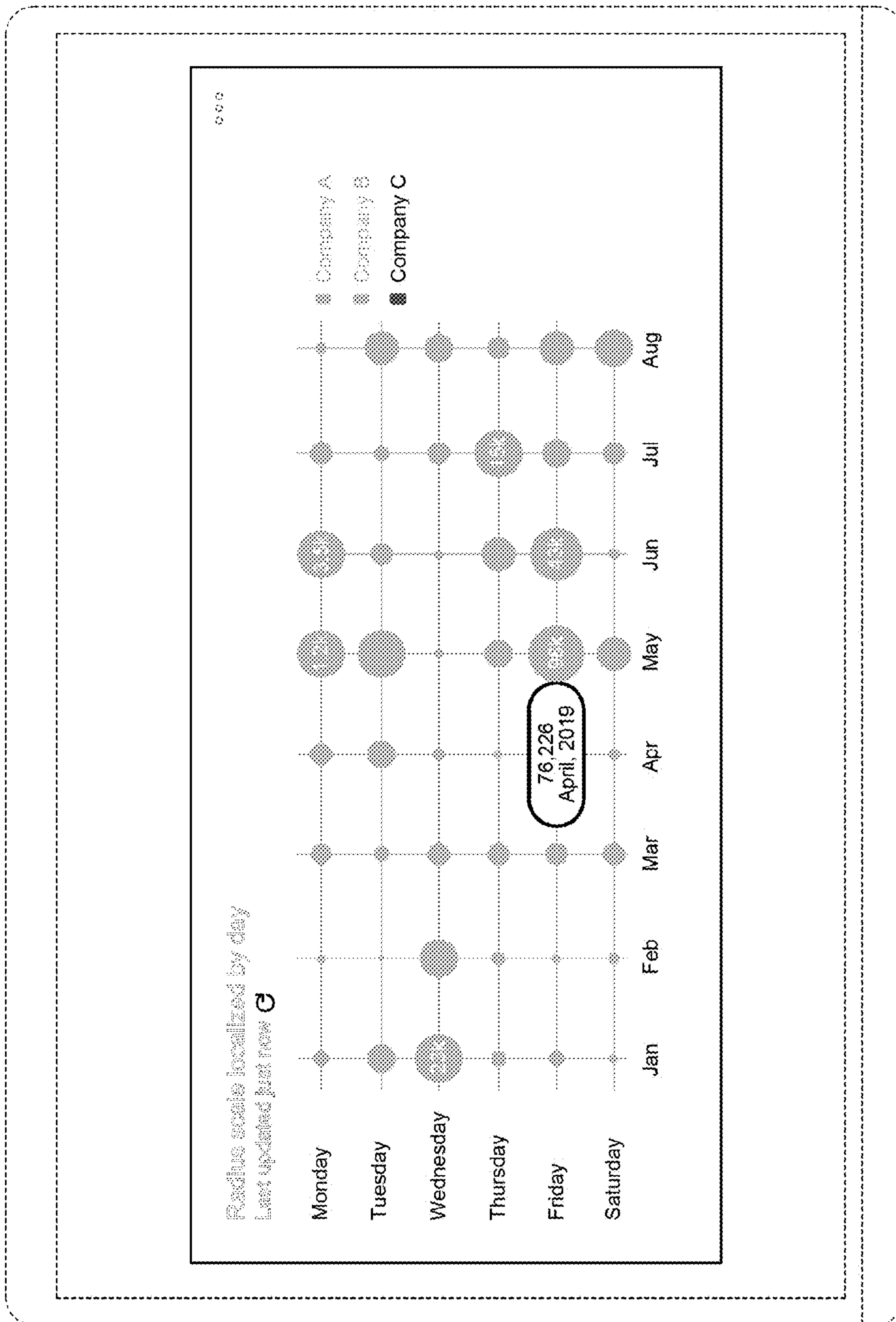


FIG. 2

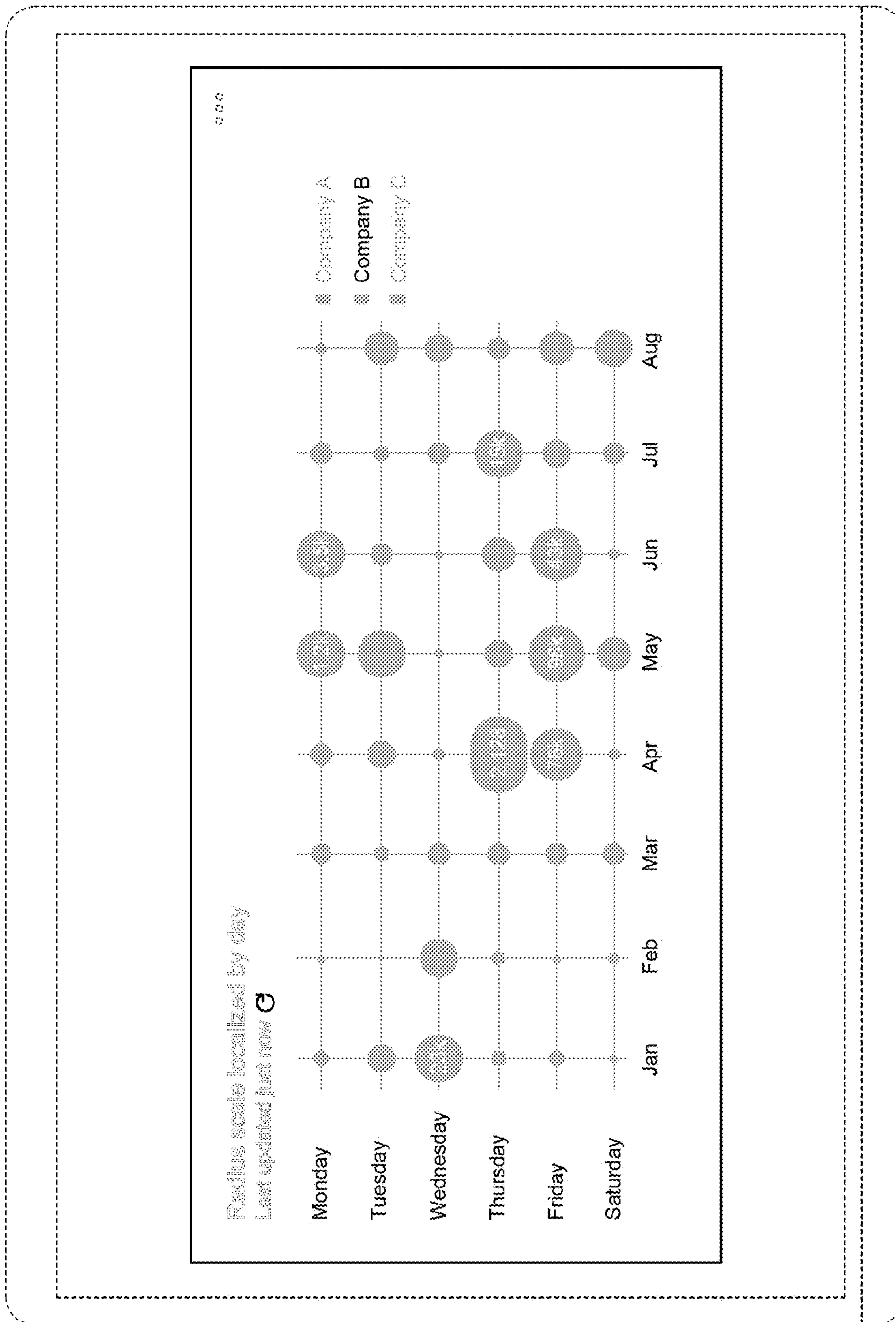


FIG. 3

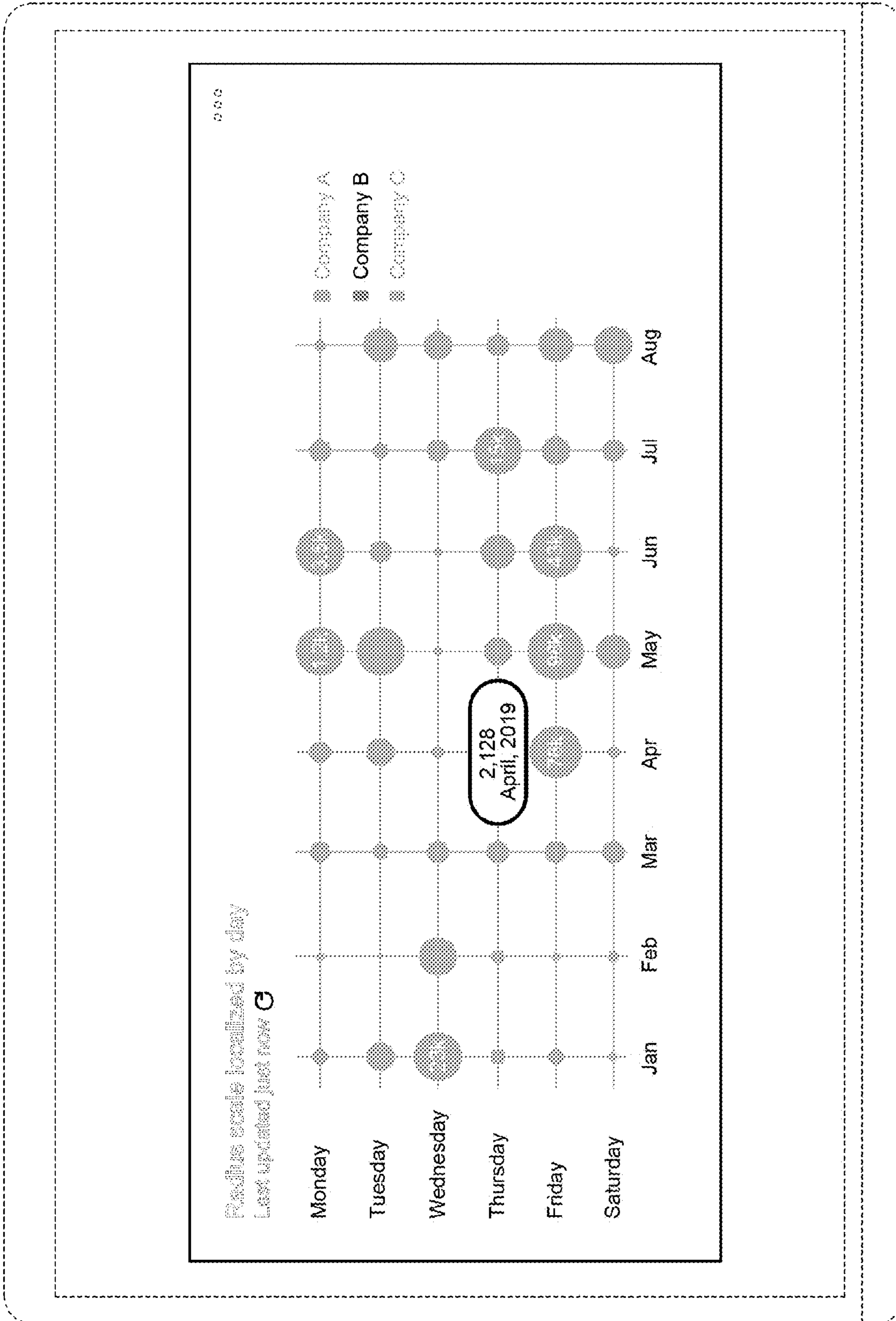


FIG. 4