



US00D983207S

(12) **United States Design Patent**
Zheng

(10) **Patent No.:** **US D983,207 S**

(45) **Date of Patent:** **** Apr. 11, 2023**

(54) **SCREEN PROTECTOR**

(71) Applicant: **Guixue Zheng**, Shenzhen (CN)

(72) Inventor: **Guixue Zheng**, Shenzhen (CN)

(**) Term: **15 Years**

(21) Appl. No.: **29/881,762**

(22) Filed: **Jan. 6, 2023**

(51) **LOC (14) Cl.** **14-02**

(52) **U.S. Cl.**

USPC **D14/440**

(58) **Field of Classification Search**

USPC D14/440, 447, 250; 206/45.23, 320,
206/45.2; 361/679.55; 294/25; 224/218;
D10/70, 132

CPC G06F 1/1628; G06F 1/1626; A47B 23/044
See application file for complete search history.

(56) **References Cited**

U.S. PATENT DOCUMENTS

D665,808	S *	8/2012	Wang	D14/248
9,110,214	B2 *	8/2015	Lee	G02F 1/133308
9,285,634	B2 *	3/2016	Kim	G02B 6/0055
9,299,314	B2 *	3/2016	Lee	G06F 3/03547
D758,363	S *	6/2016	Akana	D14/344
9,366,802	B2 *	6/2016	Lee	G02B 6/0081
9,430,180	B2 *	8/2016	Hirakata	G06F 1/1652
D770,533	S *	11/2016	Akana	D14/496
D776,112	S *	1/2017	Bae	D14/374
D781,292	S *	3/2017	Bae	D14/374
D800,172	S *	10/2017	Akana	D14/496
D800,725	S *	10/2017	Akana	D14/371
D802,590	S *	11/2017	Bae	D14/374
D808,961	S *	1/2018	Lee	D14/344
D854,433	S *	7/2019	Vandenbussche	D10/70
D870,706	S	12/2019	Lin		
10,624,219	B2 *	4/2020	Sisson	H05K 5/0017

D895,615	S *	9/2020	Vandenbussche	D14/344
D900,112	S *	10/2020	Cho	D14/439
D900,813	S *	11/2020	Akana	D14/371
D902,213	S *	11/2020	Cho	D14/439
D904,364	S *	12/2020	Kim	D14/248
D910,012	S *	2/2021	Vandenbussche	D14/344
D910,617	S *	2/2021	Vandenbussche	D14/344
D912,057	S *	3/2021	Chang	D14/439
D912,062	S *	3/2021	Jones	D14/440
D915,409	S *	4/2021	Koo	D14/439
D917,490	S *	4/2021	Lee	D14/439
D920,147	S *	5/2021	Liu	D10/132
D920,334	S *	5/2021	Akana	D14/439
D926,192	S *	7/2021	Chang	D14/439
D926,765	S *	8/2021	Akana	D14/439
D926,767	S *	8/2021	Akana	D14/439
D927,492	S *	8/2021	Cho	D14/439
D928,163	S *	8/2021	Akana	D14/439
D942,981	S *	2/2022	Kim	D14/440
D943,588	S *	2/2022	Koo	D14/440
2019/0369563	A1 *	12/2019	Chen	D14/344

* cited by examiner

Primary Examiner — Cynthia R Underwood

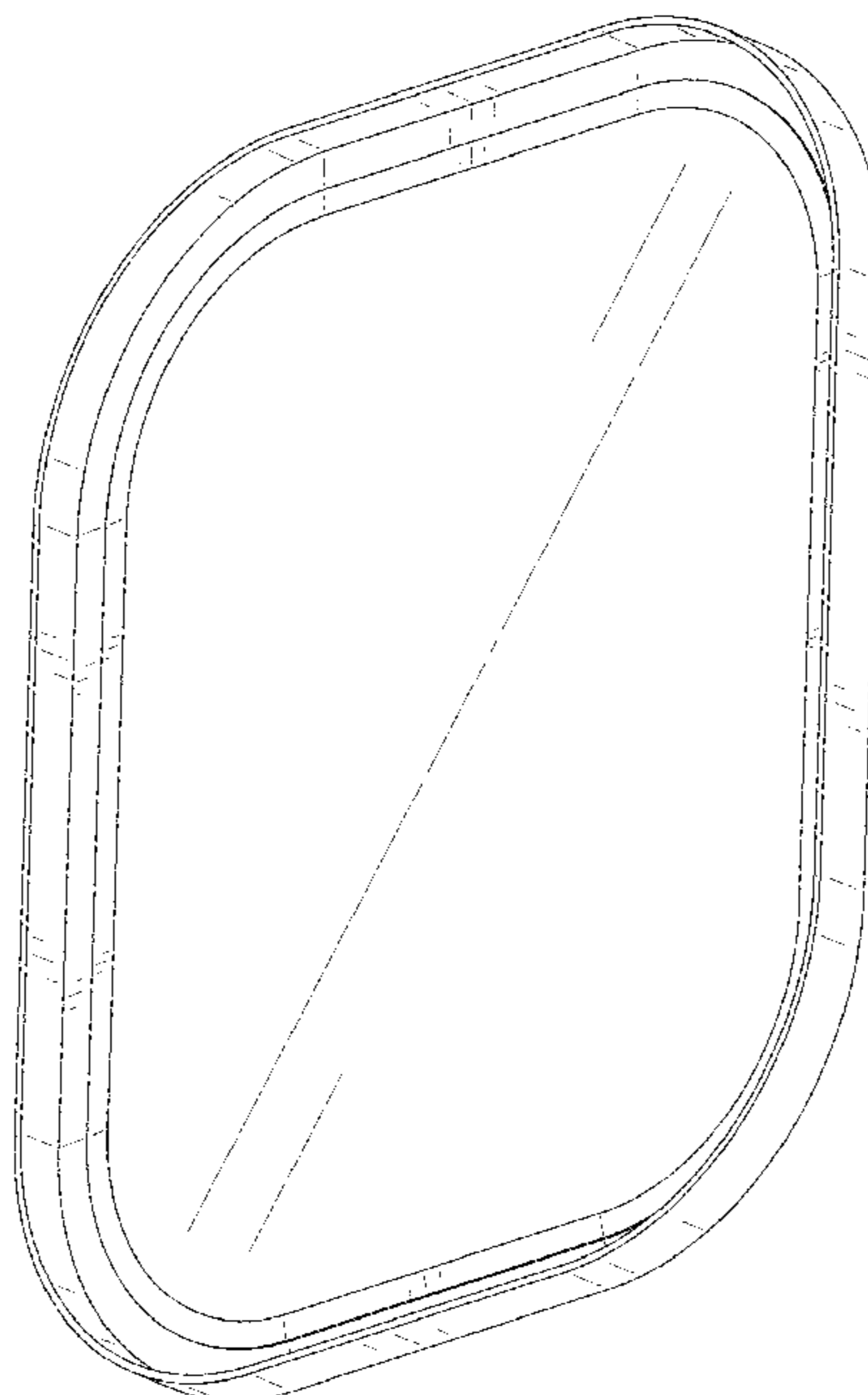
(57) **CLAIM**

The ornamental design for a screen protector, as shown and described.

DESCRIPTION

FIG. 1 is a front perspective view of a screen protector, showing my new design;
 FIG. 2 is a rear perspective view thereof;
 FIG. 3 is a front view thereof;
 FIG. 4 is a rear view thereof;
 FIG. 5 is a left side view thereof;
 FIG. 6 is a right side view thereof;
 FIG. 7 is a top view thereof; and,
 FIG. 8 is a bottom view thereof.

1 Claim, 8 Drawing Sheets



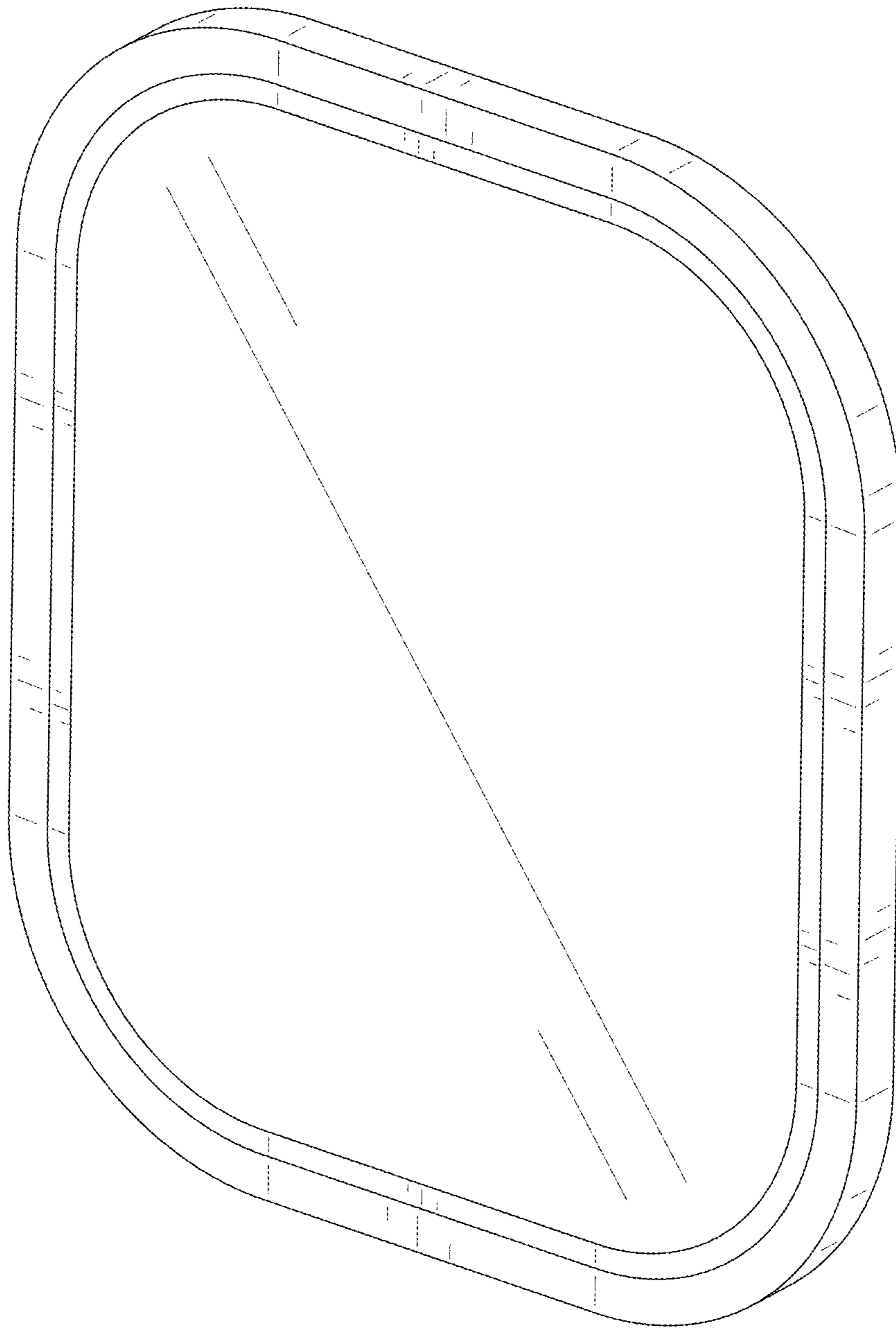


FIG. 1

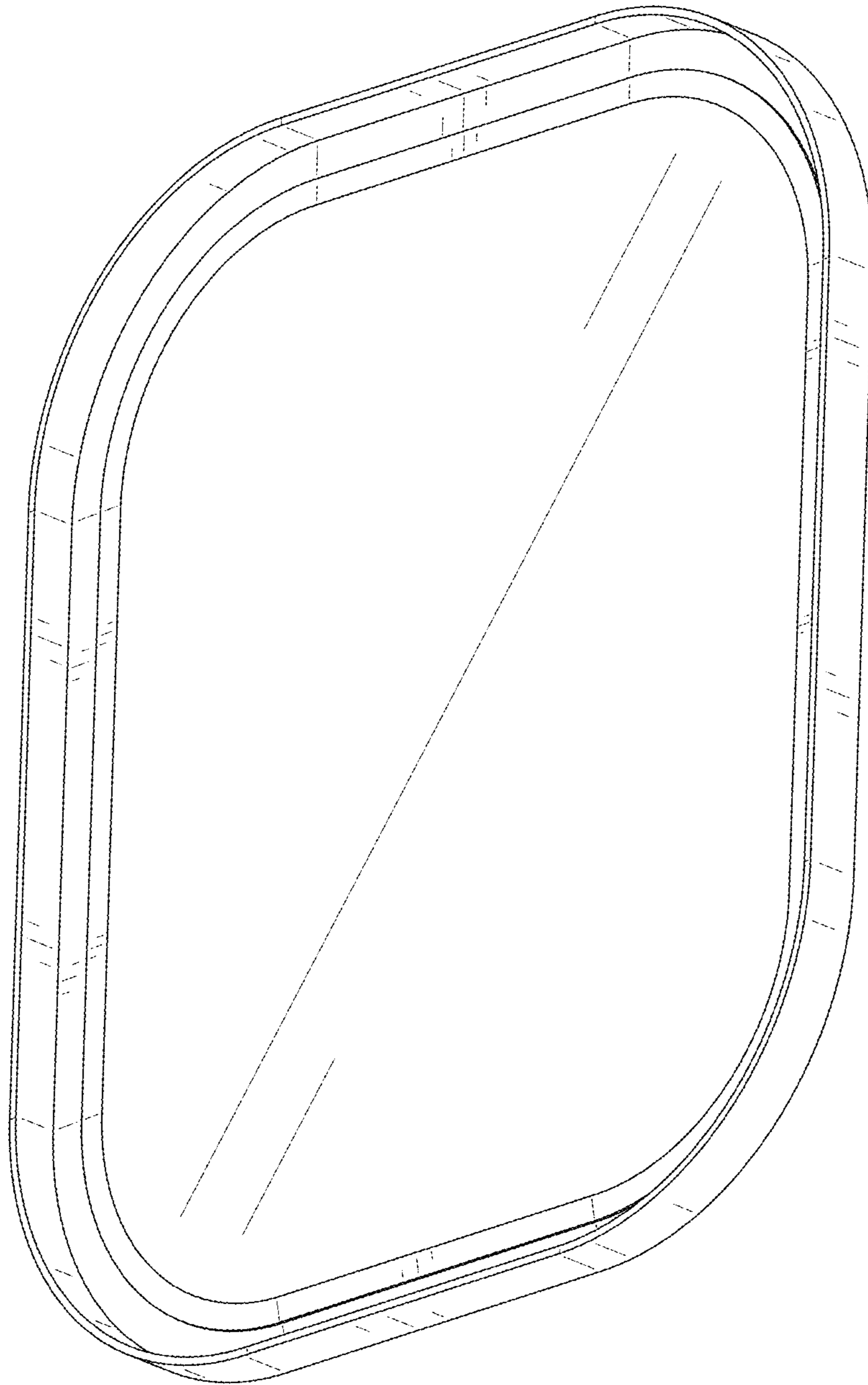


FIG. 2

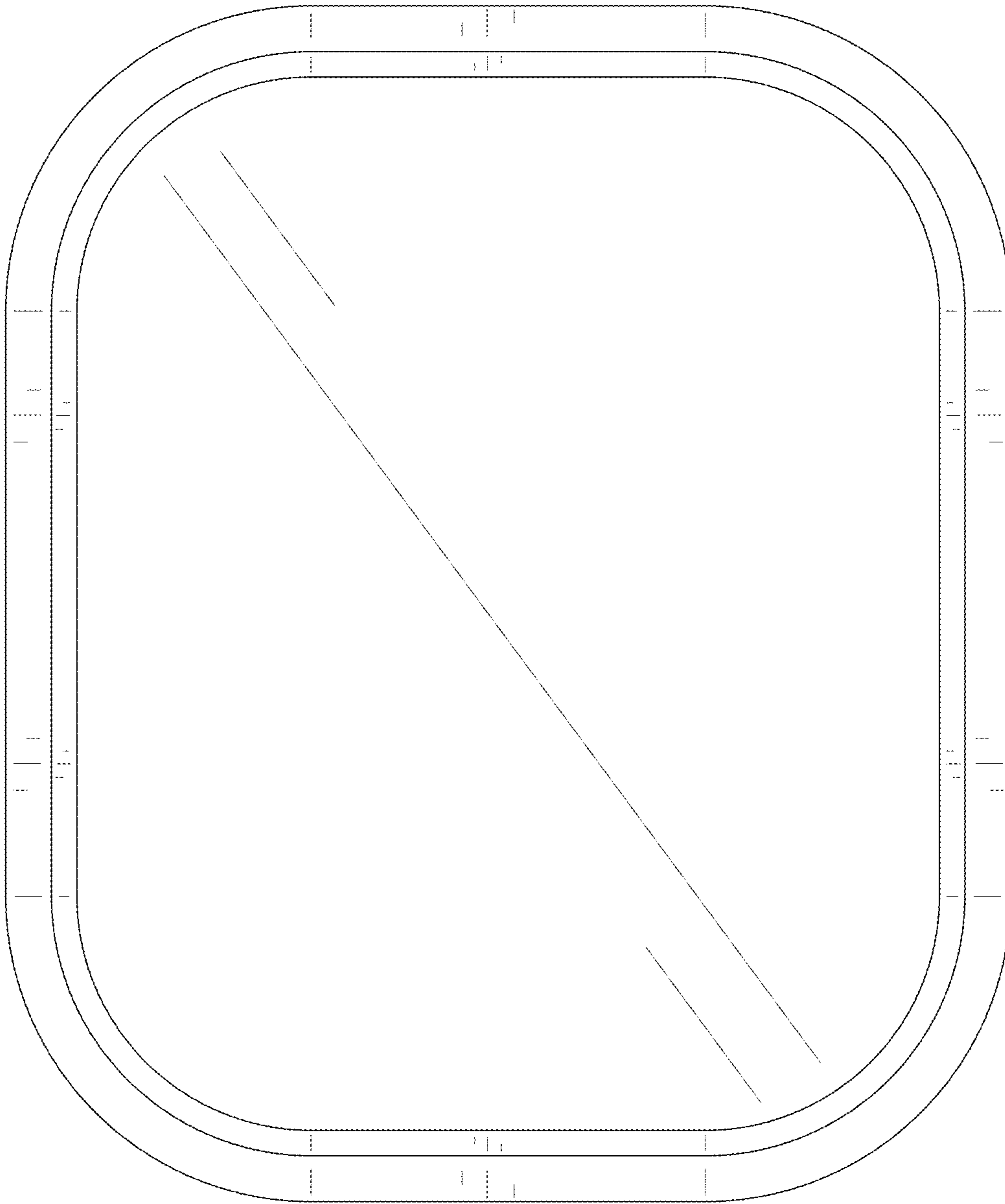


FIG. 3

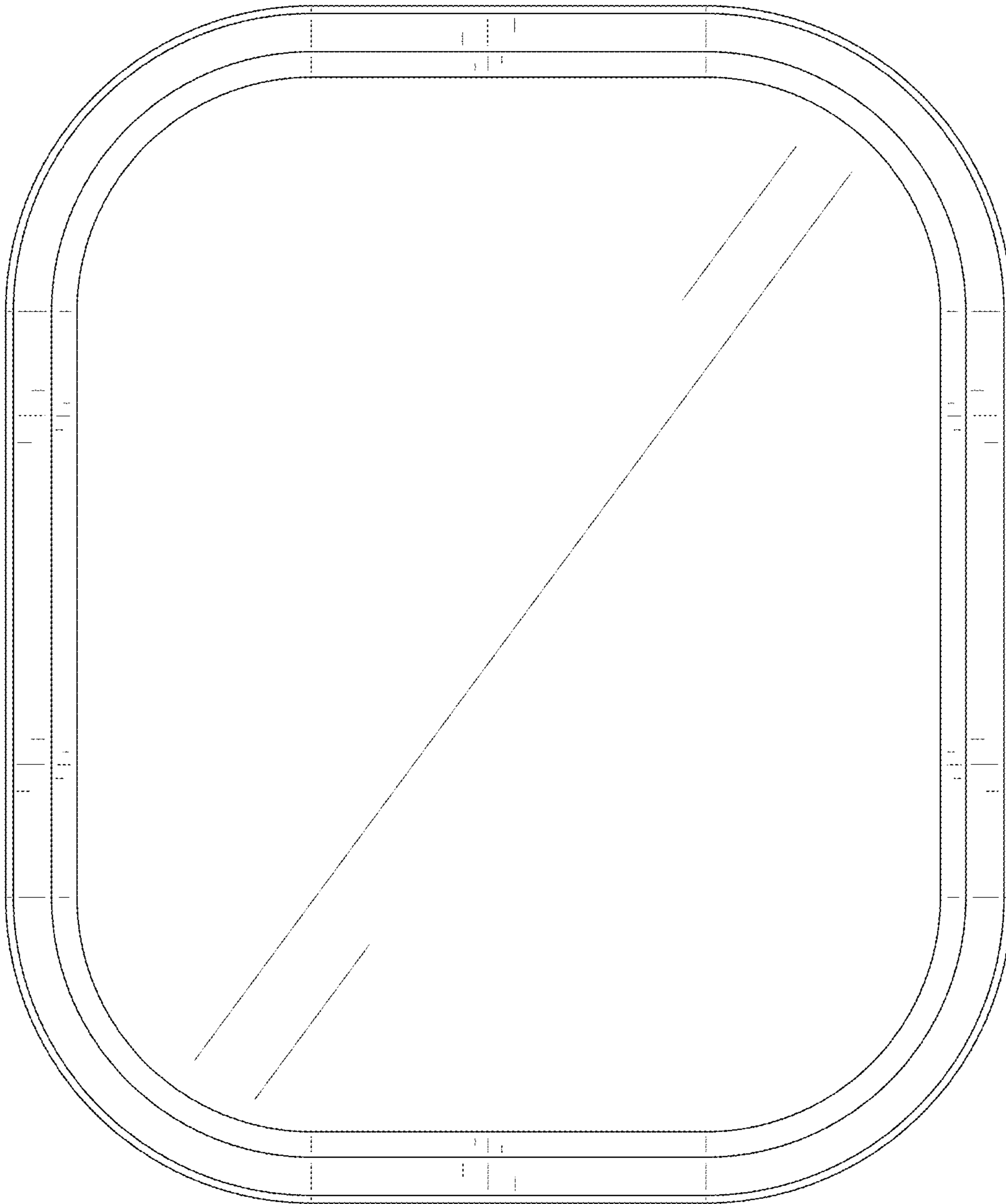


FIG. 4




FIG. 5

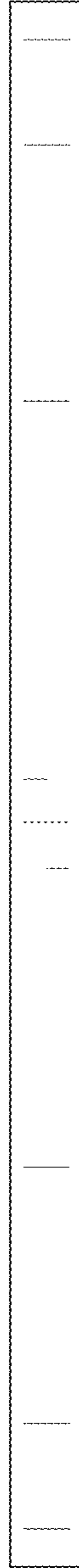


FIG. 6



FIG. 7



FIG. 8