



US00D983169S

(12) **United States Design Patent**
King et al.

(10) **Patent No.:** **US D983,169 S**
(45) **Date of Patent:** **** Apr. 11, 2023**

- (54) **DOCKING STATION**
- (71) Applicant: **Crestron Electronics, Inc.**, Rockleigh, NJ (US)
- (72) Inventors: **Wendy Feldstein King**, Old Tappan, NJ (US); **Howie Balch**, Bloomingdale, NJ (US); **Sae Jhun**, Bayside, NY (US); **Daniel Previti**, Tappan, NY (US); **Douglas Jacobson**, Oradell, NJ (US)
- (73) Assignee: **Crestron Electronics, Inc.**, Rockleigh, NJ (US)

D687,834 S *	8/2013	Gittins	D14/447
D687,835 S *	8/2013	Gittins	D14/447
D730,889 S *	6/2015	Leibenhaut	D14/253
D754,600 S *	4/2016	Lin	D13/110
D768,138 S *	10/2016	Malsan	D14/447
D789,126 S *	6/2017	Denby	D6/705.1
D849,719 S *	5/2019	Branscomb	D14/217
D868,691 S *	12/2019	Sun	D13/108
D871,326 S *	12/2019	Chuang	D13/108

* cited by examiner

Primary Examiner — Khawaja Anwar

(74) *Attorney, Agent, or Firm* — Crestron Electronics, Inc.; Nancy Swanson

- (**) Term: **15 Years**
- (21) Appl. No.: **29/802,469**

(57) **CLAIM**

The ornamental design for a docking station, as shown and described.

- (22) Filed: **Aug. 5, 2021**
- (51) **LOC (14) Cl.** **14-03**
- (52) **U.S. Cl.**
USPC **D14/217**
- (58) **Field of Classification Search**
USPC D14/240, 242, 217, 356, 358, 432, 433;
D11/40, 41, 42, 78.1, 79, 85, 88;
D16/237, 239; D26/51, 52, 60
CPC G03B 15/02; F21L 4/00; F21V 23/0414;
F21V 21/08; H04N 7/142; H04N
1/00307; H04M 1/0264; F21Y 2101/02
See application file for complete search history.

DESCRIPTION

FIG. 1 shows a top perspective view of a docking station. FIG. 2 shows a bottom perspective view thereof. FIG. 3 shows a top plan view thereof. FIG. 4 shows a front view thereof. FIG. 5 shows a rear view thereof. FIG. 6 shows a left side view thereof. FIG. 7 shows a right side view thereof. FIG. 8 shows a bottom view thereof. FIG. 9 shows a top perspective view thereof shown in an environment of use with an example electronic device; and, FIG. 10 shows a top perspective view thereof shown in another environment of use with another example electronic device.

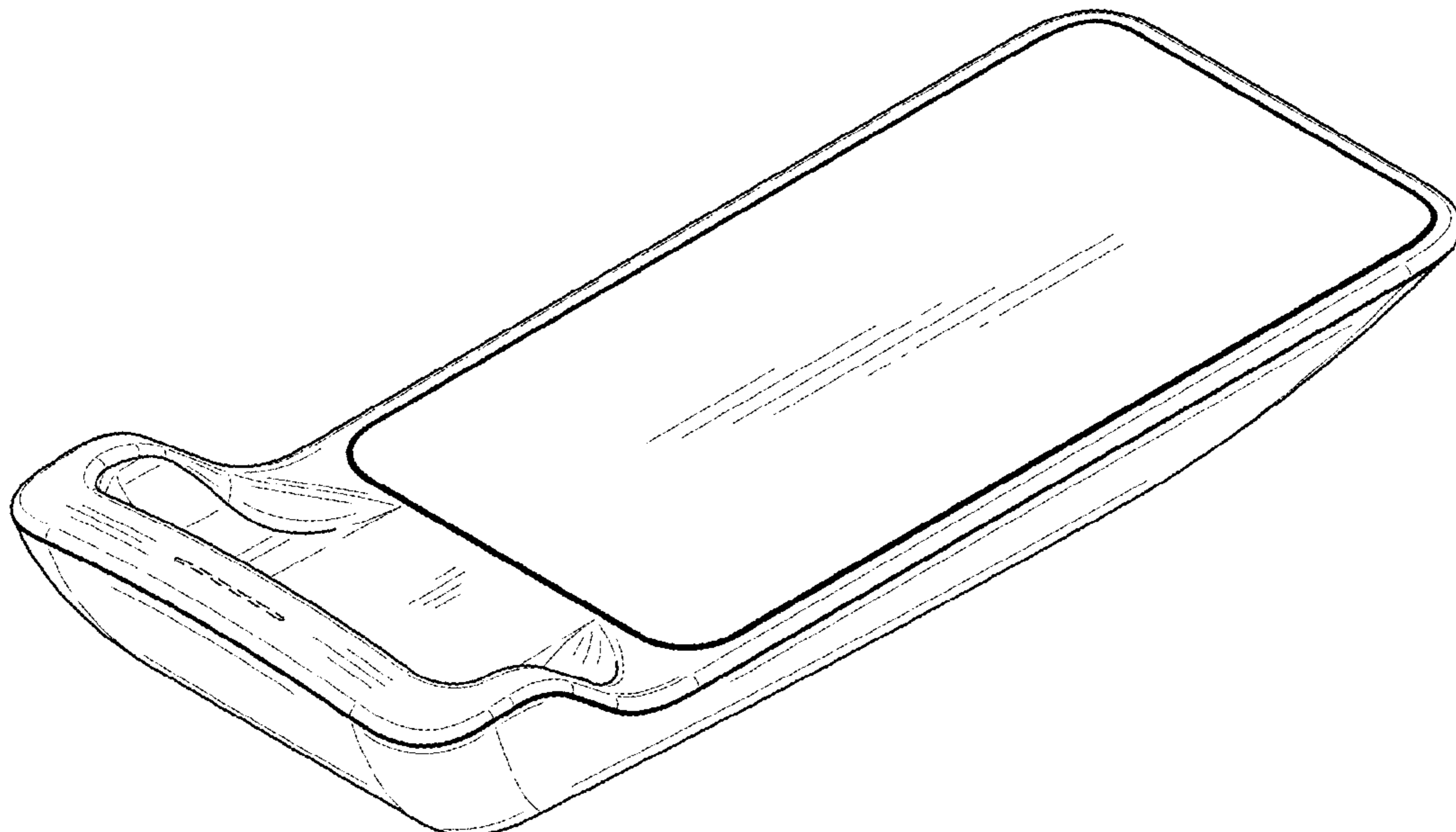
The broken lines showing portions of the docking station are included to show unclaimed subject matter only and forms no part of the claimed design. The broken lines showing the electronic devices in FIGS. 9 and 10 illustrate environmental structure and forms no part of the claimed design.

(56) **References Cited**

U.S. PATENT DOCUMENTS

D227,117 S *	6/1973	Breger	D14/251
D234,851 S *	4/1975	Tyson et al.	D14/149
D284,005 S *	5/1986	Isaacs	D14/251
D454,561 S *	3/2002	Hollinger	D14/243
D666,995 S *	9/2012	TerMeer	D14/447
D674,337 S *	1/2013	Au Yeung	D13/108

1 Claim, 8 Drawing Sheets



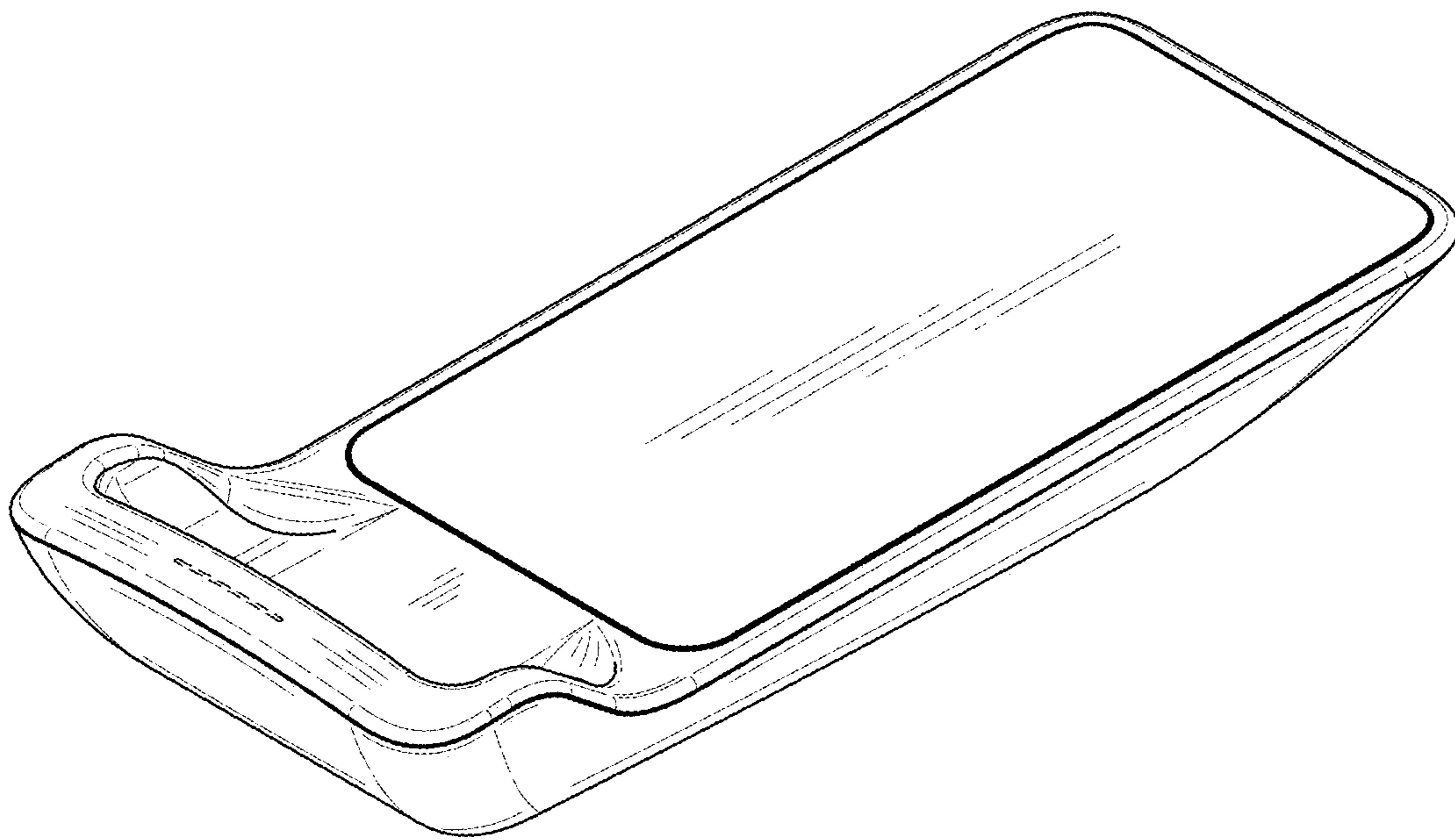


FIG. 1

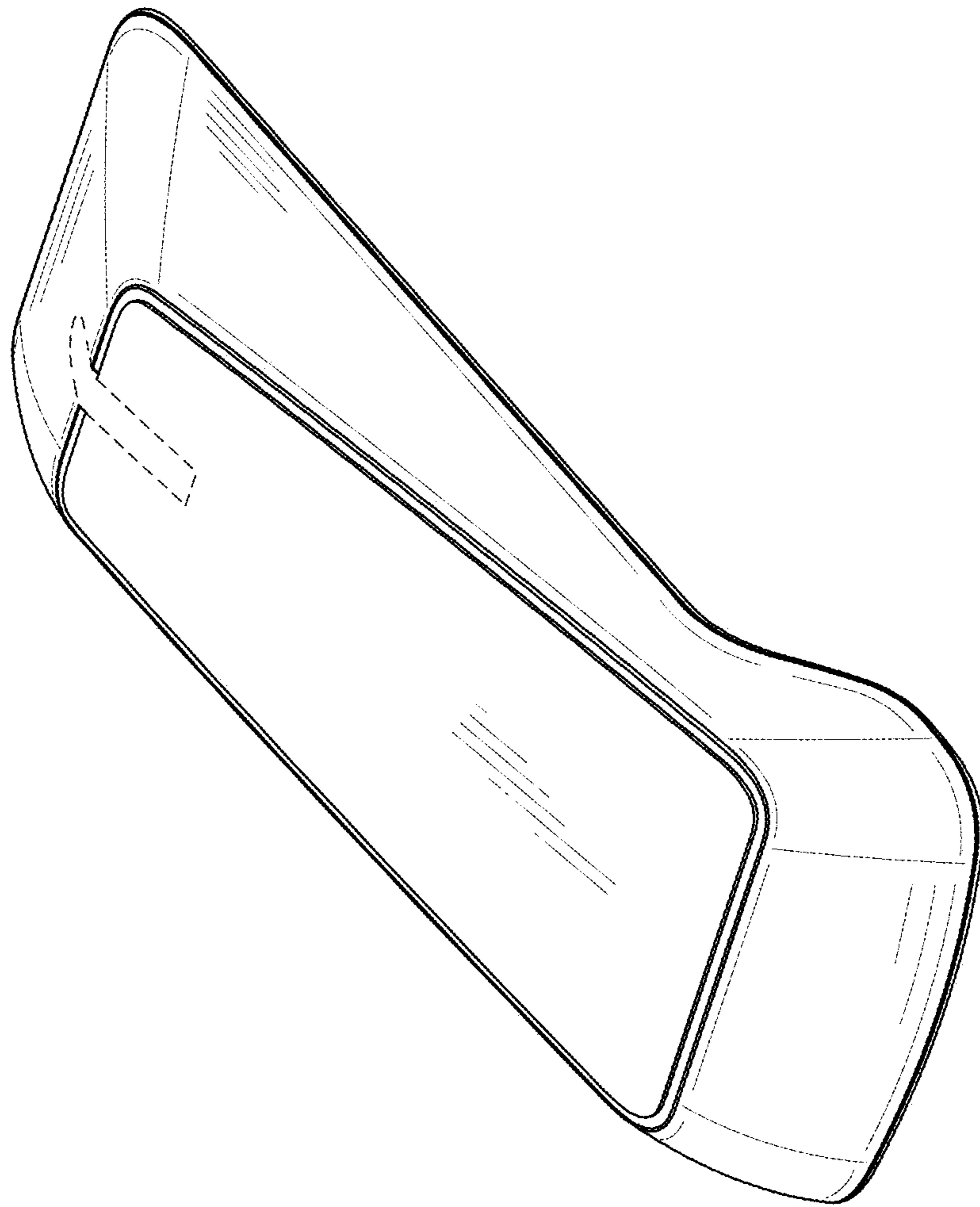


FIG. 2




FIG. 3

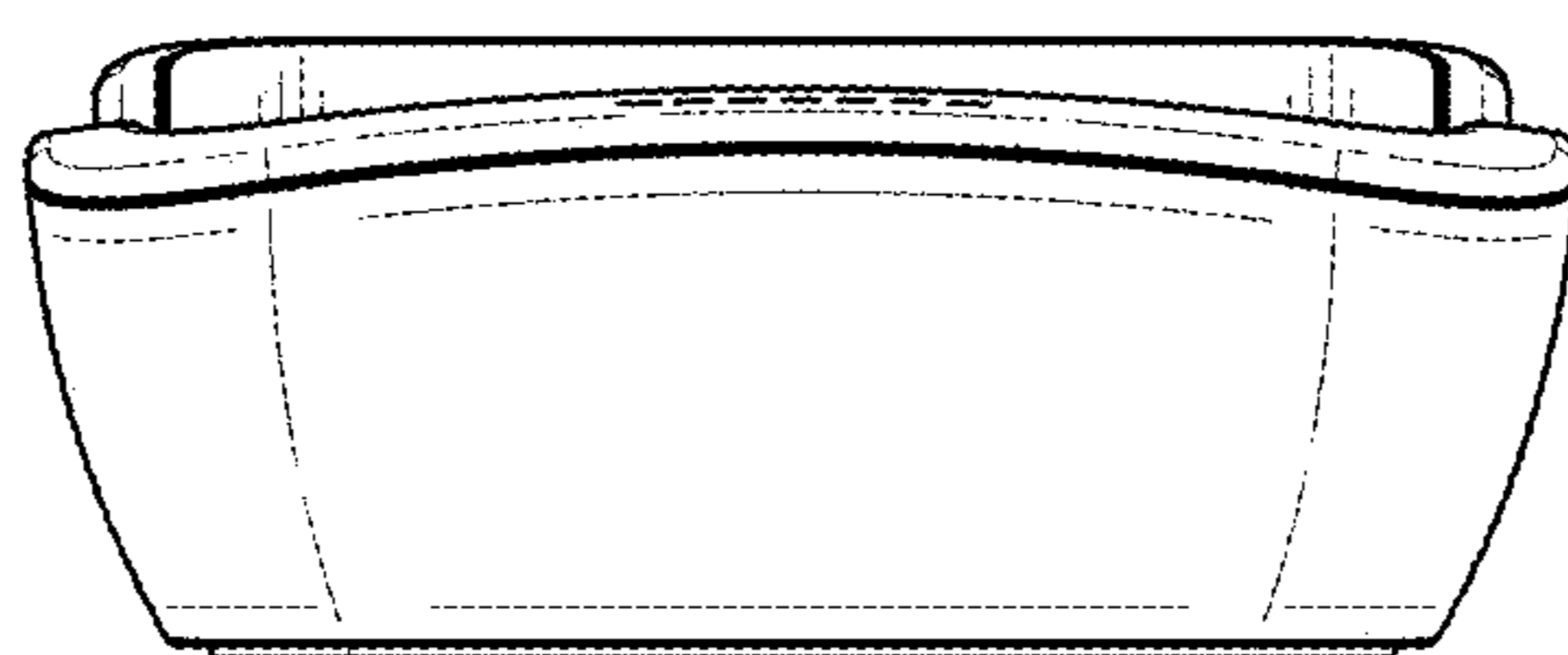


FIG. 4

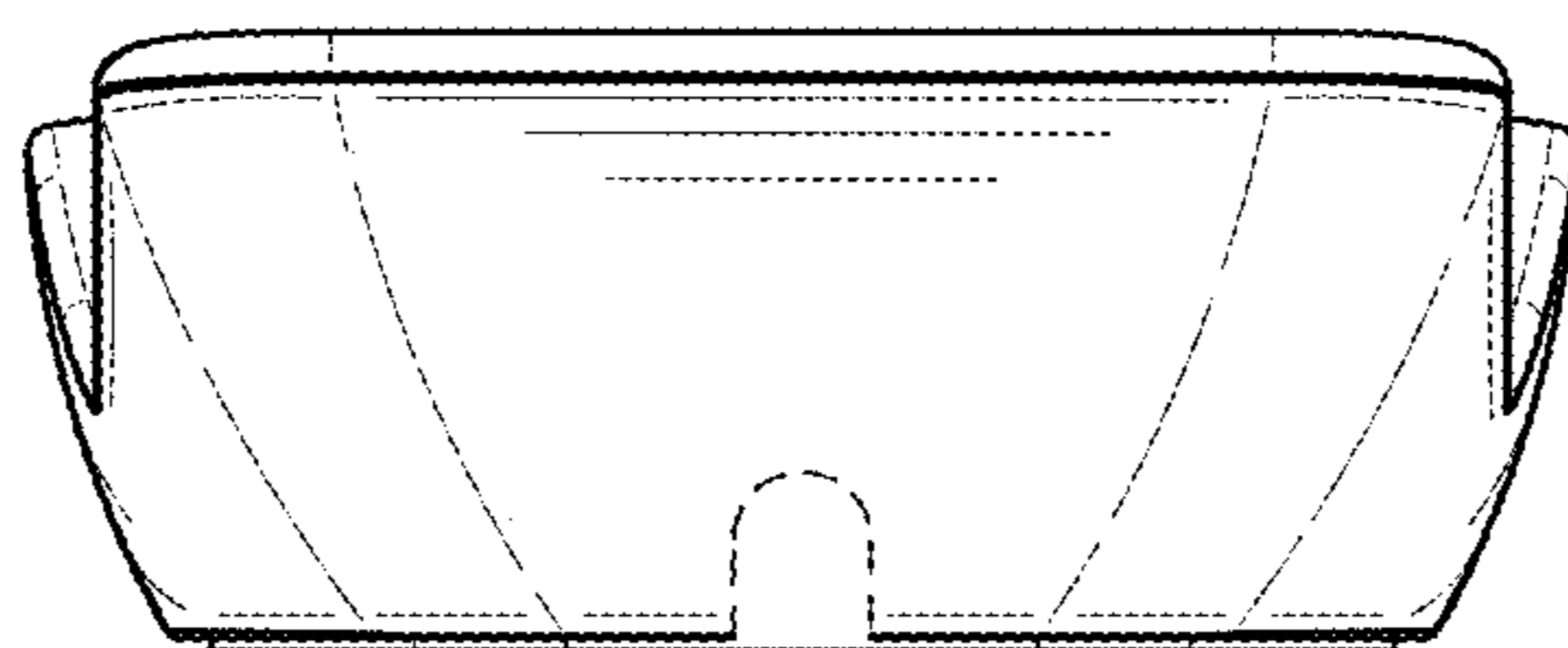


FIG. 5



FIG. 6



FIG. 7

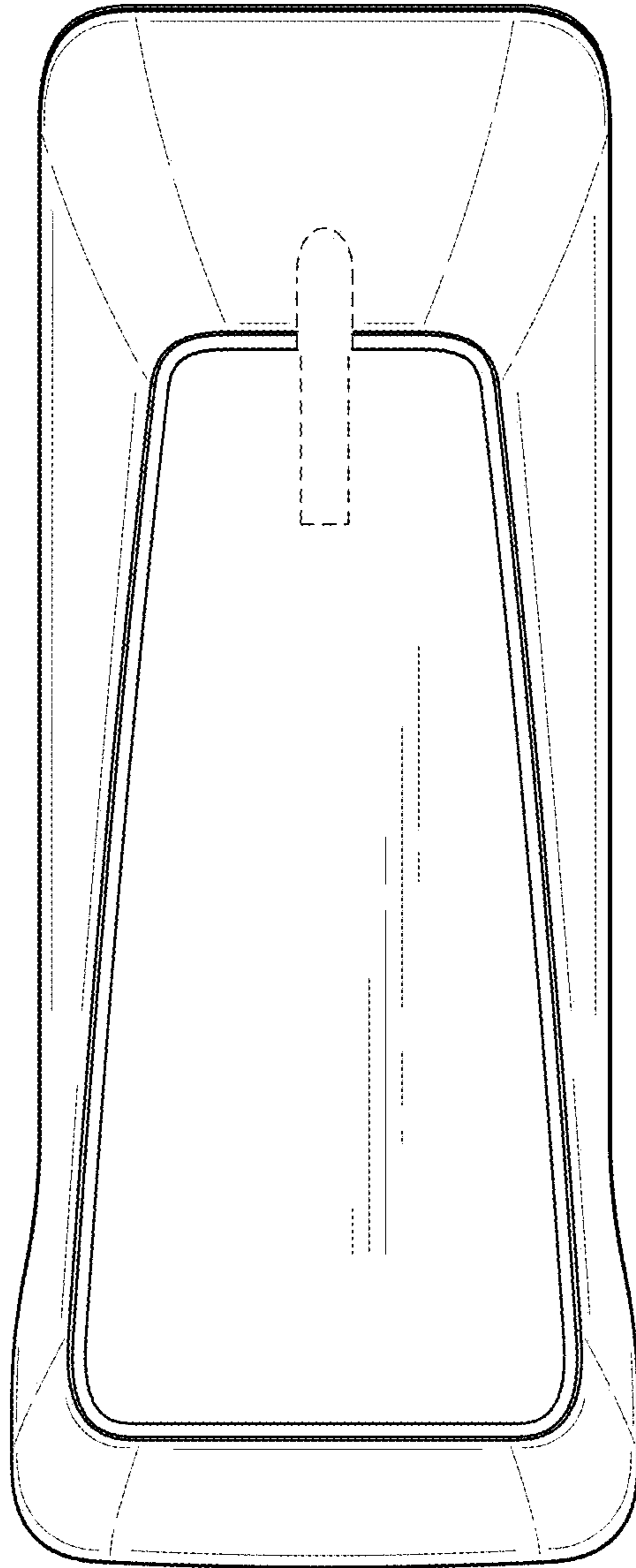


FIG. 8

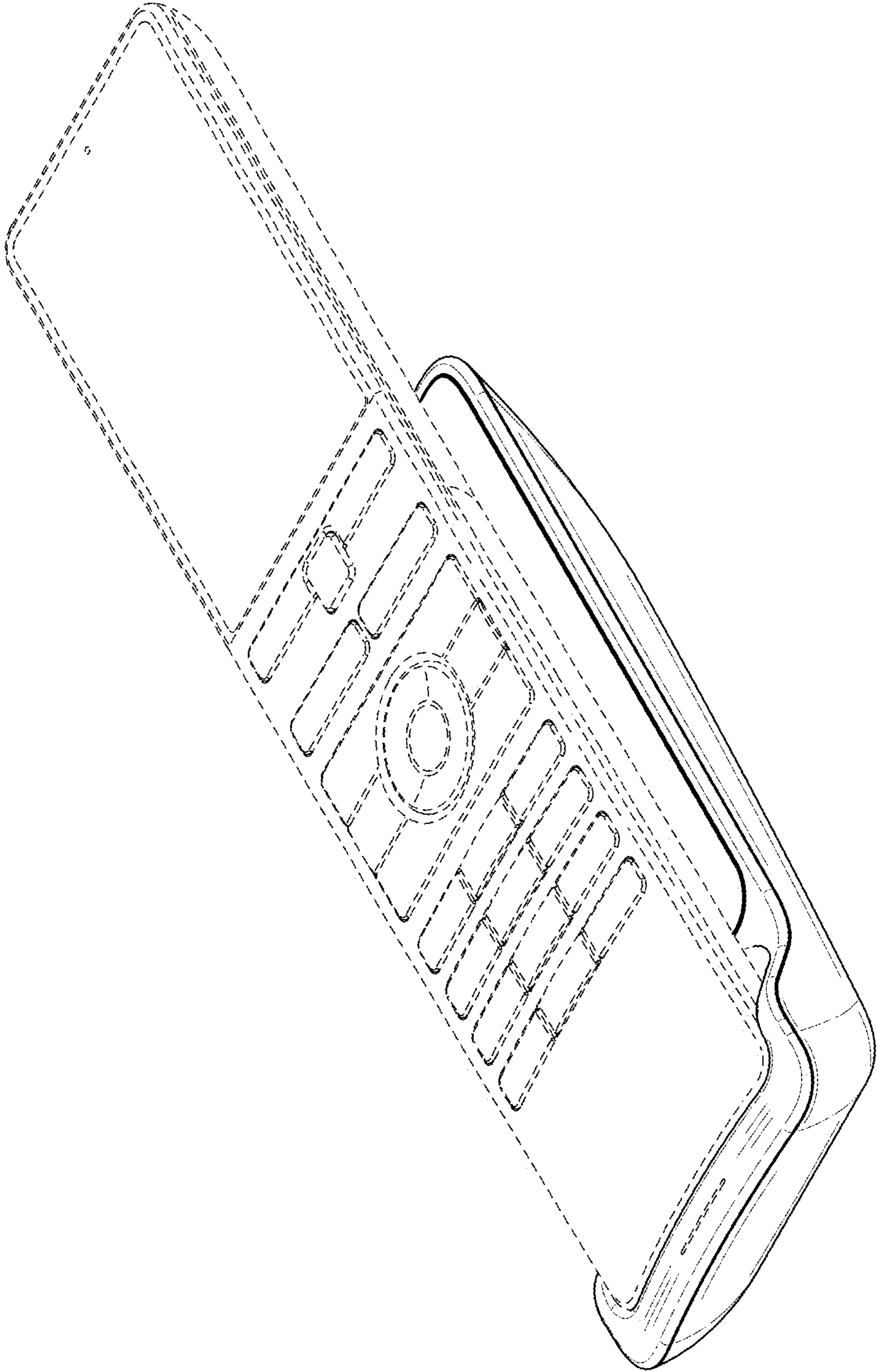


FIG. 9

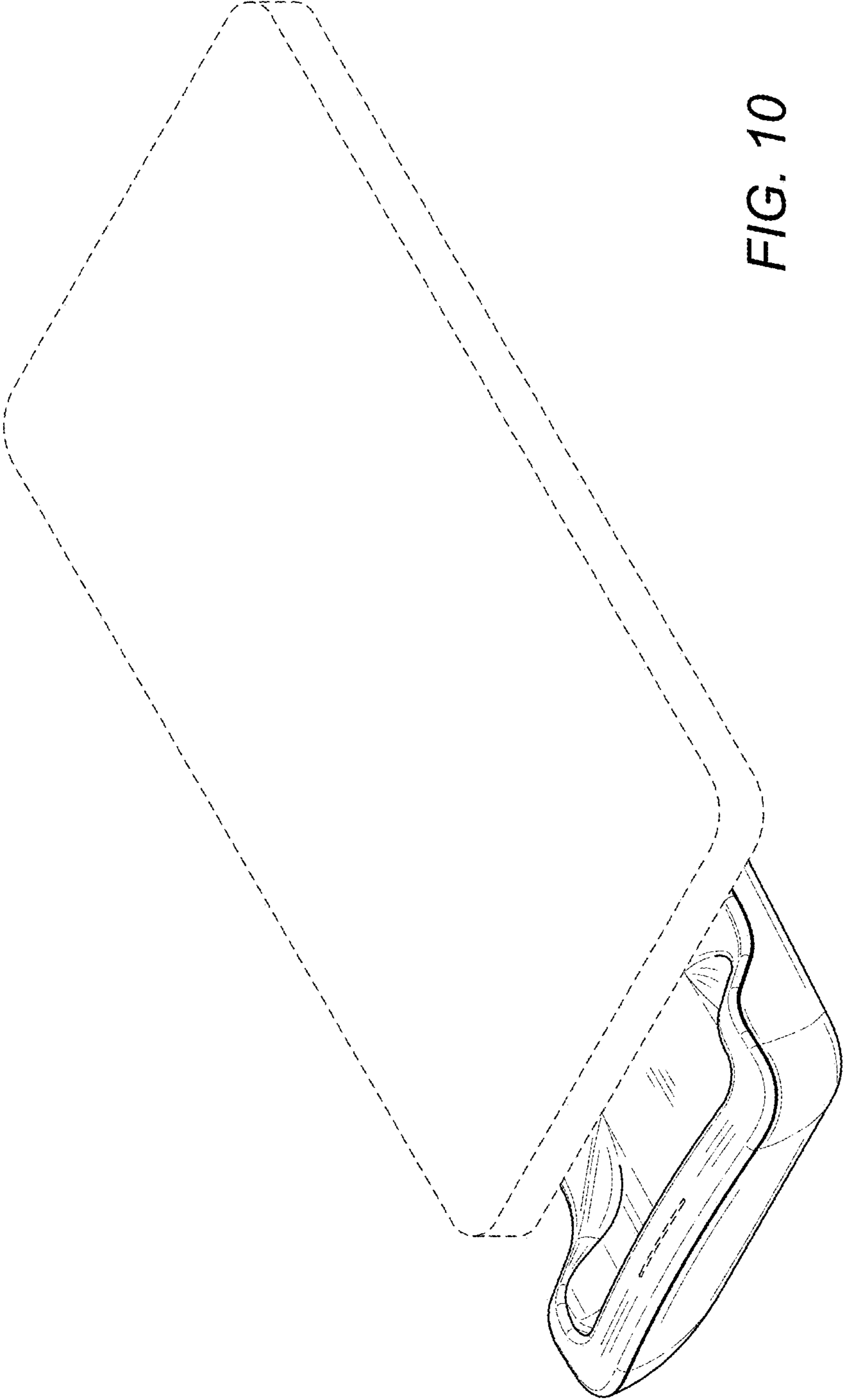


FIG. 10