



US00D983168S

(12) **United States Design Patent** (10) **Patent No.:** **US D983,168 S**
Krauss et al. (45) **Date of Patent:** **** Apr. 11, 2023**

(54) **AUDIO ACCESSORY**

(71) Applicant: **Bose Corporation**, Framingham, MA (US)

(72) Inventors: **Kevin M. Krauss**, Sudbury, MA (US);
Nathan David Schaal, Cambridge, MA (US)

(73) Assignee: **Bose Corporation**, Framingham, MA (US)

(**) Term: **15 Years**

(21) Appl. No.: **29/759,249**

(22) Filed: **Nov. 20, 2020**

(51) **LOC (14) Cl.** **14-01**

(52) **U.S. Cl.**
USPC **D14/217**

(58) **Field of Classification Search**
USPC D14/192, 205, 217, 223, 228; D24/173,
D24/174
CPC H04R 1/10; H04R 1/1016; H04R 1/1066;
H04R 1/105; H04R 1/1033; H04R 1/08
See application file for complete search history.

(56) **References Cited**

U.S. PATENT DOCUMENTS

D603,377 S * 11/2009 Chung D14/223
D643,420 S * 8/2011 Huang D14/223
D671,590 S * 11/2012 Klinar D16/325
D691,120 S * 10/2013 Koch D14/223
D793,368 S * 8/2017 Harper D14/223
D925,496 S * 7/2021 Storey D14/223

D933,635 S * 10/2021 Storey D14/223
2019/0052949 A1 * 2/2019 Igarashi H04R 1/105
2020/0100014 A1 * 3/2020 Cai H04R 1/105

FOREIGN PATENT DOCUMENTS

CN 302780813 * 4/2014
CN 305119877 * 5/2018

OTHER PUBLICATIONS

JBuds Frames, first available Nov. 3, 2011 [online], [retrieved Nov. 15, 2022]. Available from the Internet, URL:<<https://www.amazon.com/JLab-Wireless-Open-Ear-Respectful-Bluetooth/dp/B0062S0TR8/>>. (Year: 2011).*

* cited by examiner

Primary Examiner — Dana K Weiland
Assistant Examiner — Russell Carnell Smith, Jr.

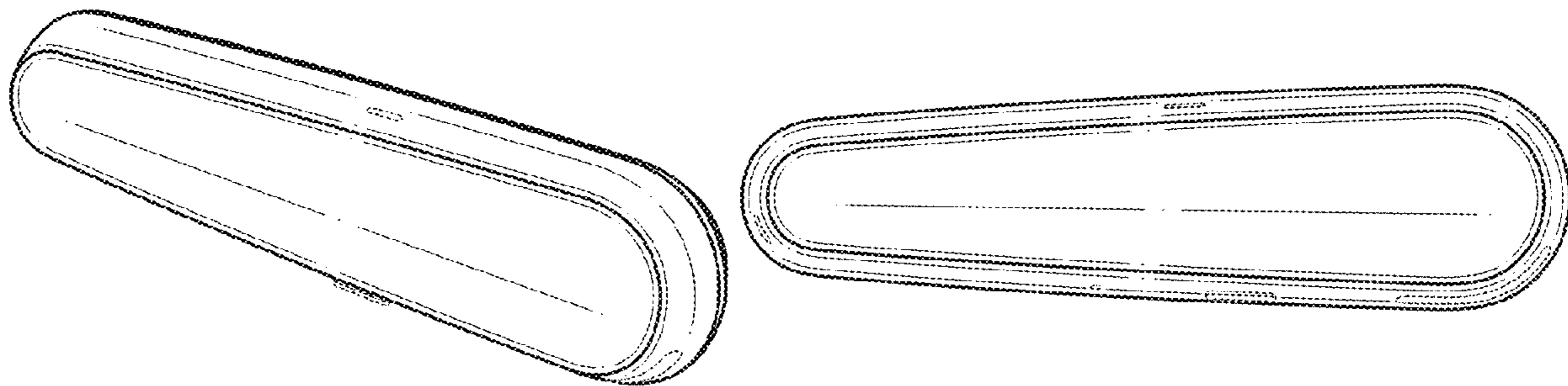
(57) **CLAIM**

The ornamental design for an audio accessory, substantially as shown and described.

DESCRIPTION

FIG. 1 is a perspective view of an audio accessory as seen from the back, top, and left side;
FIG. 2 is a top view thereof;
FIG. 3 is a left side view thereof;
FIG. 4 is a bottom view thereof;
FIG. 5 is a right side view thereof;
FIG. 6 is a back view thereof; and,
FIG. 7 is a front view thereof.
The broken lines depict portions of the audio accessory that from no part of the claimed design.

1 Claim, 2 Drawing Sheets



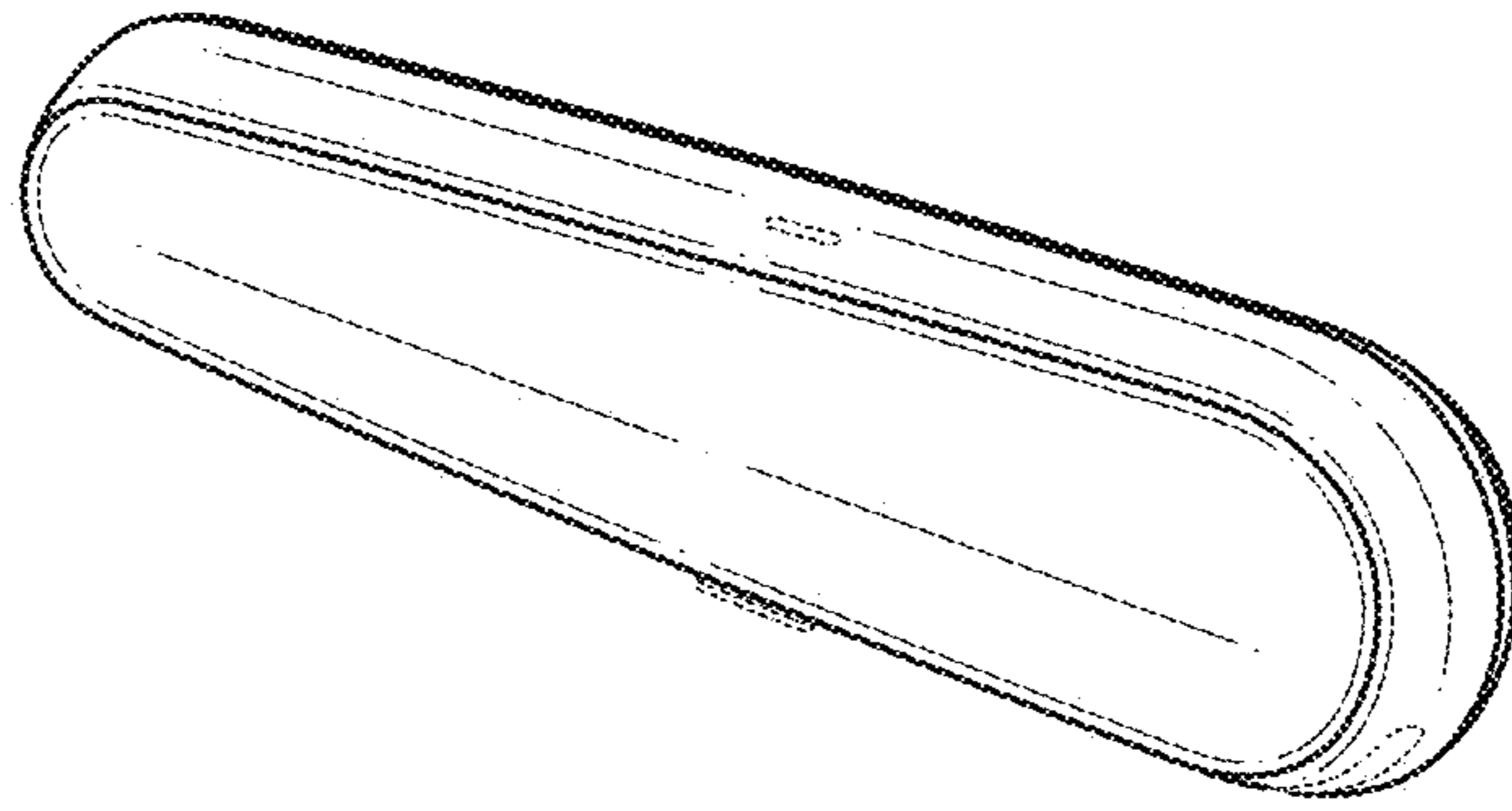


FIG. 1




FIG. 2




FIG. 3




FIG. 4

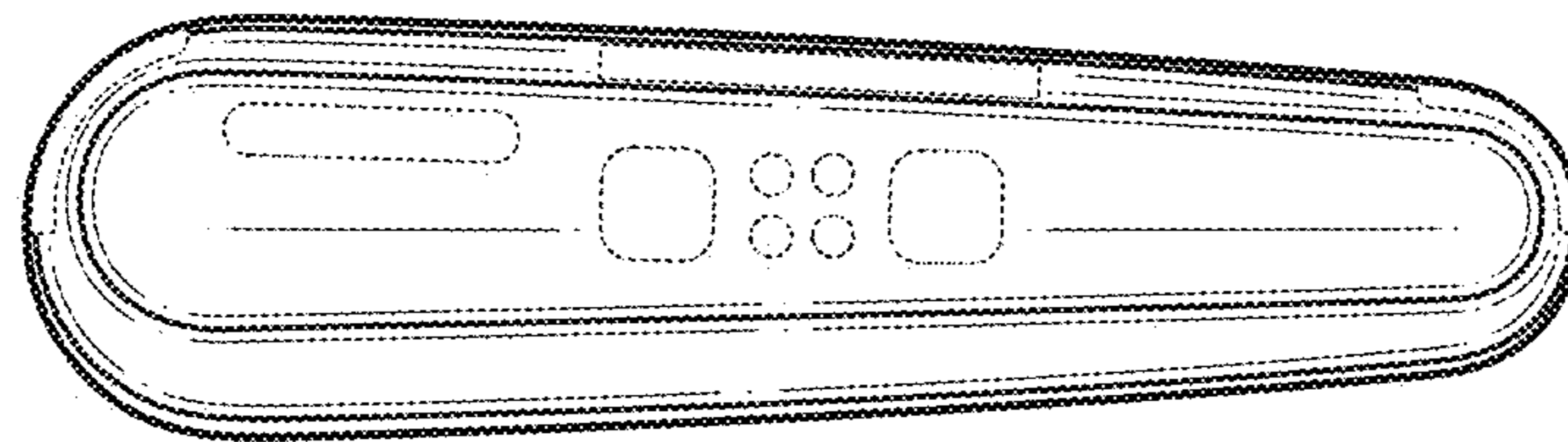


FIG. 5




FIG. 6

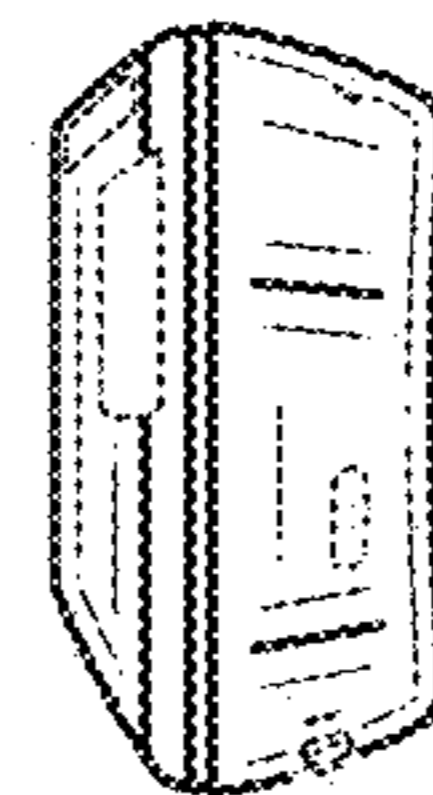


FIG. 7