



US00D983167S

(12) **United States Design Patent** (10) **Patent No.:** **US D983,167 S**
Jung et al. (45) **Date of Patent:** **** Apr. 11, 2023**

(54) **INDOOR WALL WITH BUILT-IN HOME APPLIANCES**

(71) Applicant: **LG ELECTRONICS INC.**, Seoul (KR)
 (72) Inventors: **Kisang Jung**, Seoul (KR); **Yunjoo Kim**, Seoul (KR); **Hwasuk Shim**, Seoul (KR); **Jaemyo Shim**, Seoul (KR)
 (73) Assignee: **LG ELECTRONICS INC.**, Seoul (KR)

(**) Term: **15 Years**

(21) Appl. No.: **29/738,393**

(22) Filed: **Jun. 17, 2020**

(30) **Foreign Application Priority Data**

Dec. 30, 2019 (KR) 30-2019-0063798

(51) **LOC (14) Cl.** **14-03**

(52) **U.S. Cl.**
 USPC **D14/217; D25/58**

(58) **Field of Classification Search**
 USPC D13/162, 164, 171, 177, 199; D14/336, D14/371, 374, 389, 432-434, 217; D23/351-354, 385, 355, 357, 361; D25/58, 138, 199; D6/329, 352, 553, D6/559, 672, 673, 675
 CPC H05B 47/105; H05B 45/10; H05B 45/20; H05B 47/19; H05B 1/0236; H05B 1/0275; H05B 2203/026; H05B 45/00; H05B 47/11; H05B 47/155; H05B 47/16; H05B 47/175; H05B 6/6447; H05B 6/6473; H05B 6/782; H01H 2239/036; H01H 45/04; H01H 45/12; H01H 50/12; H01H 9/52; H02G 13/40; H02G 3/16

See application file for complete search history.

(56) **References Cited**

U.S. PATENT DOCUMENTS

D549,311 S *	8/2007	Yoo	D23/351
D551,744 S *	9/2007	Yoo	D23/351
D552,042 S *	10/2007	Mayo	D13/164
D558,864 S *	1/2008	Yoo	D23/351
D558,865 S *	1/2008	Yoo	D23/351
D636,474 S *	4/2011	Choi	D23/351
D650,784 S *	12/2011	Feldstein	D14/434
D690,661 S *	10/2013	Wisniewski	D13/162
D691,251 S *	10/2013	Couture	D23/342

(Continued)

Primary Examiner — Khawaja Anwar

(74) *Attorney, Agent, or Firm* — Birch, Stewart, Kolasch & Birch, LLP

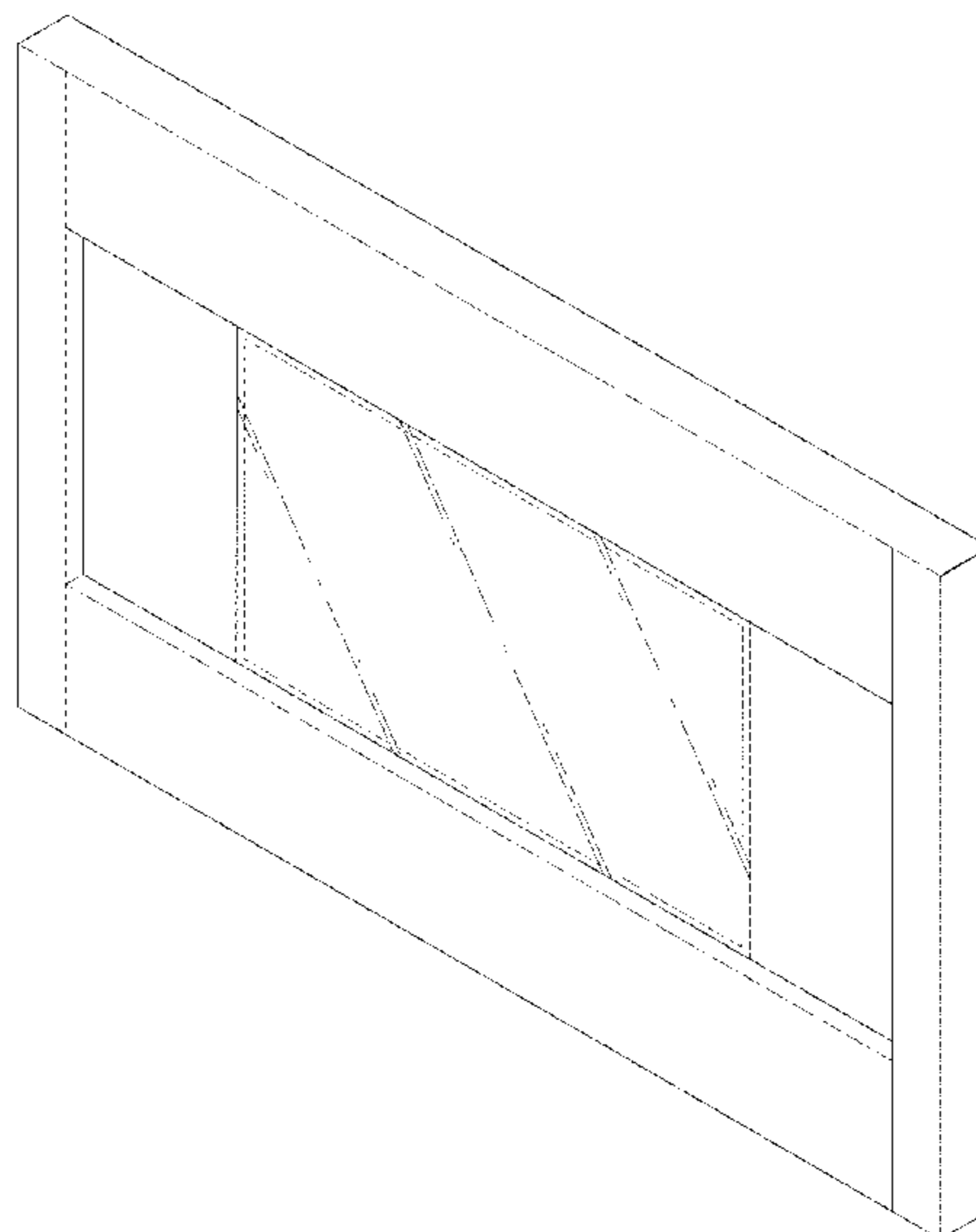
(57) **CLAIM**

The ornamental design for an indoor wall with built-in home appliances, as shown and described.

DESCRIPTION

FIG. 1 is a front perspective view of the indoor wall with built-in home appliances showing our new design;
 FIG. 2 is a front view thereof;
 FIG. 3 is a rear view thereof;
 FIG. 4 is a left side view thereof where the right side view is a mirror image;
 FIG. 5 is a top plan view thereof;
 FIG. 6 is a bottom plan view thereof;
 FIG. 7 is a front perspective view in a condition that the TV at the front center part has been protruded forward;
 FIG. 8 is a front view of FIG. 7;
 FIG. 9 is a rear view of FIG. 7;
 FIG. 10 is a left side view of FIG. 7 where the right side view is a mirror image;
 FIG. 11 is a top plan view FIG. 7; and,
 FIG. 12 is a bottom plan view FIG. 7.
 The broken lines depict portions of the indoor wall with built-in home appliances that form no part of the claimed design.

1 Claim, 12 Drawing Sheets



(56)

References Cited

U.S. PATENT DOCUMENTS

D818,800 S * 5/2018 Poulheim D8/353
 D825,492 S * 8/2018 Mosolygo D13/164
 D831,582 S * 10/2018 Poulheim D13/162
 D831,583 S * 10/2018 Poulheim D13/162
 D832,225 S * 10/2018 Poulheim D13/162
 D832,226 S * 10/2018 Poulheim D13/162
 D833,987 S * 11/2018 Poulheim D13/164
 D834,535 S * 11/2018 Poulheim D13/162
 D834,536 S * 11/2018 Poulheim D13/162
 D834,537 S * 11/2018 Poulheim D13/162
 D834,538 S * 11/2018 Poulheim D13/162
 D834,539 S * 11/2018 Poulheim D13/164
 D834,540 S * 11/2018 Poulheim D13/164
 D835,051 S * 12/2018 Poulheim D13/162
 D900,062 S * 10/2020 Park D14/217
 D900,063 S * 10/2020 Park D14/217
 D901,314 S * 11/2020 Atwood D10/50

D906,291 S * 12/2020 Park D14/217
 D922,670 S * 6/2021 Wendling D26/138
 D938,392 S * 12/2021 Park D14/217
 D938,393 S * 12/2021 Park D14/217
 D938,395 S * 12/2021 Park D14/217
 D938,396 S * 12/2021 Kim D14/217
 D938,939 S * 12/2021 Park D14/217
 D940,104 S * 1/2022 Kim D14/217
 D940,105 S * 1/2022 Kim D14/217
 D941,265 S * 1/2022 Kim D14/217
 D941,266 S * 1/2022 Kim D14/217
 D941,267 S * 1/2022 Kim D14/217
 D941,268 S * 1/2022 Kim D14/217
 D941,817 S * 1/2022 Lee D14/373
 D963,889 S * 9/2022 Park D25/58
 D963,890 S * 9/2022 Park D25/58
 2004/0164966 A1 * 8/2004 Lee G06F 3/0488
 345/173
 2017/0025835 A1 * 1/2017 Johnson H02G 3/14
 * cited by examiner

FIG. 1

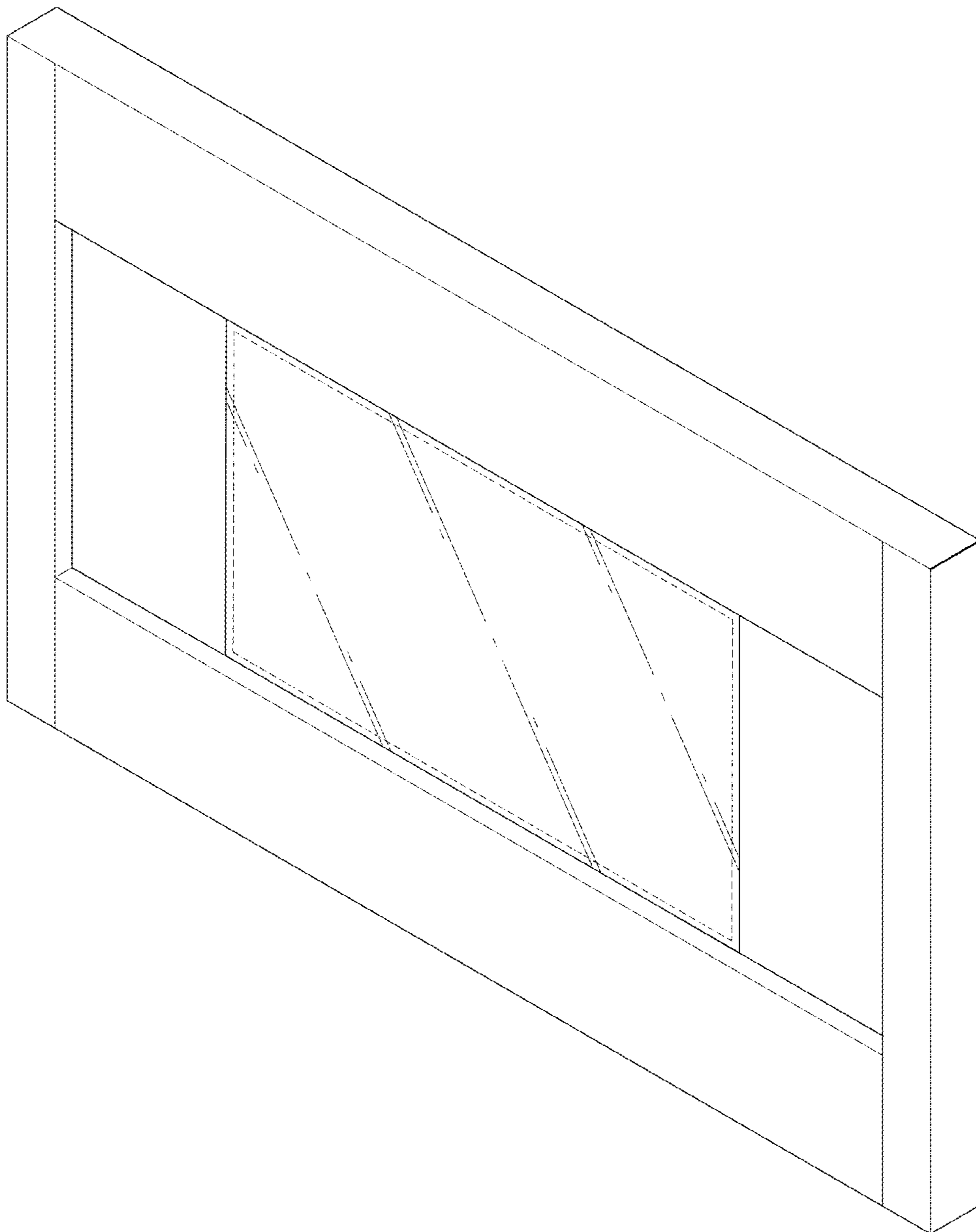


FIG. 2

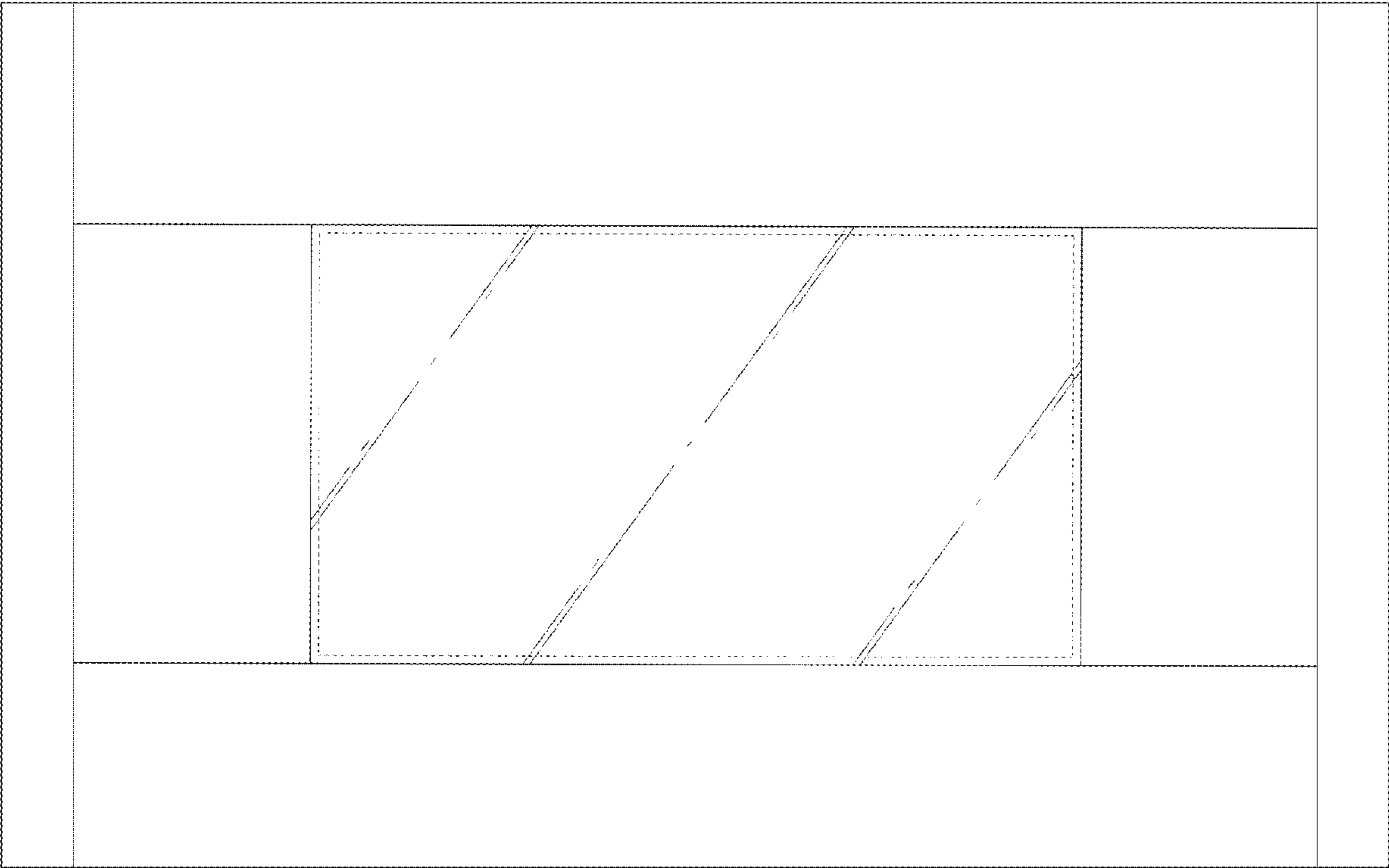


FIG. 3




FIG. 4




FIG. 5



FIG. 6



FIG. 7

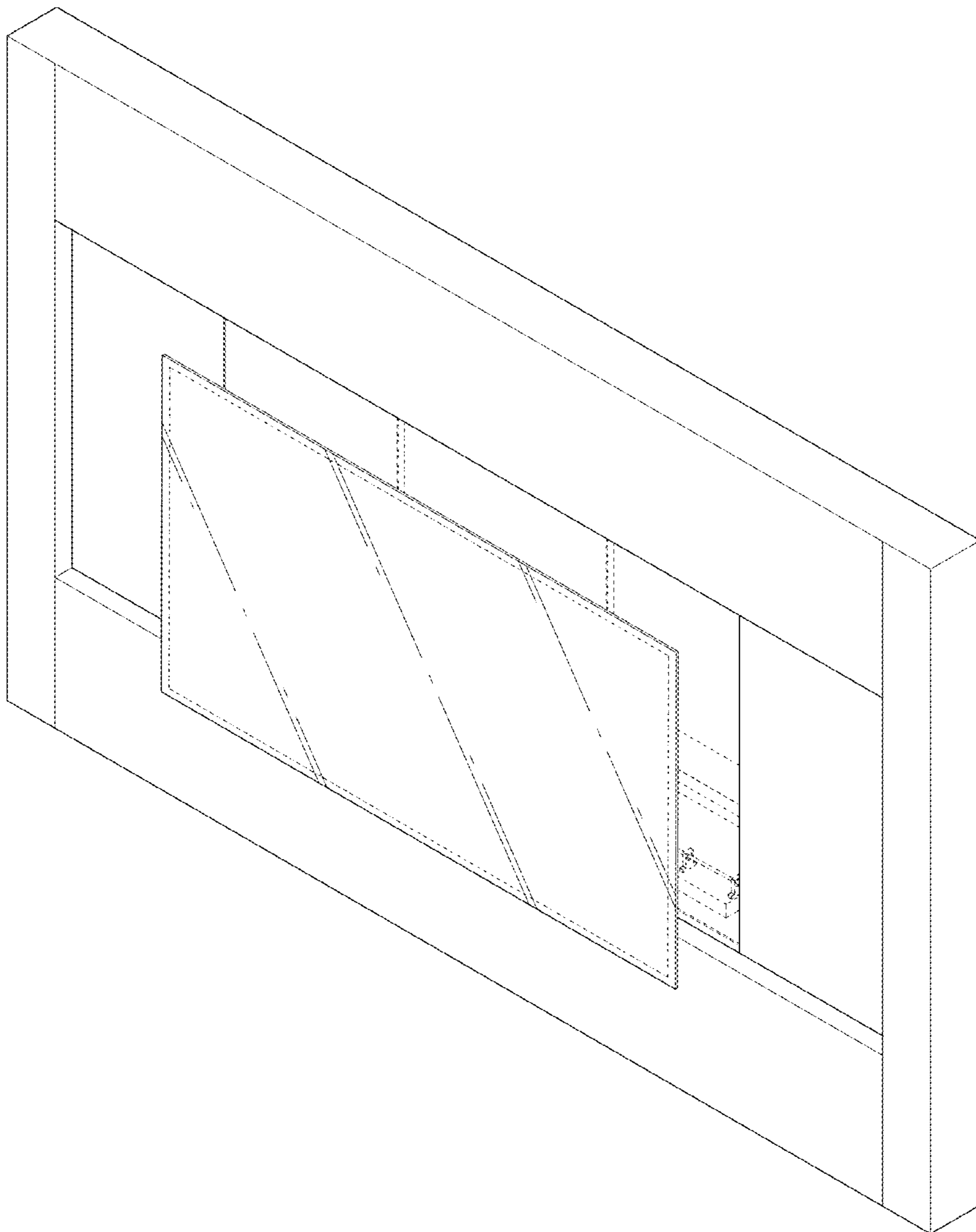


FIG. 8

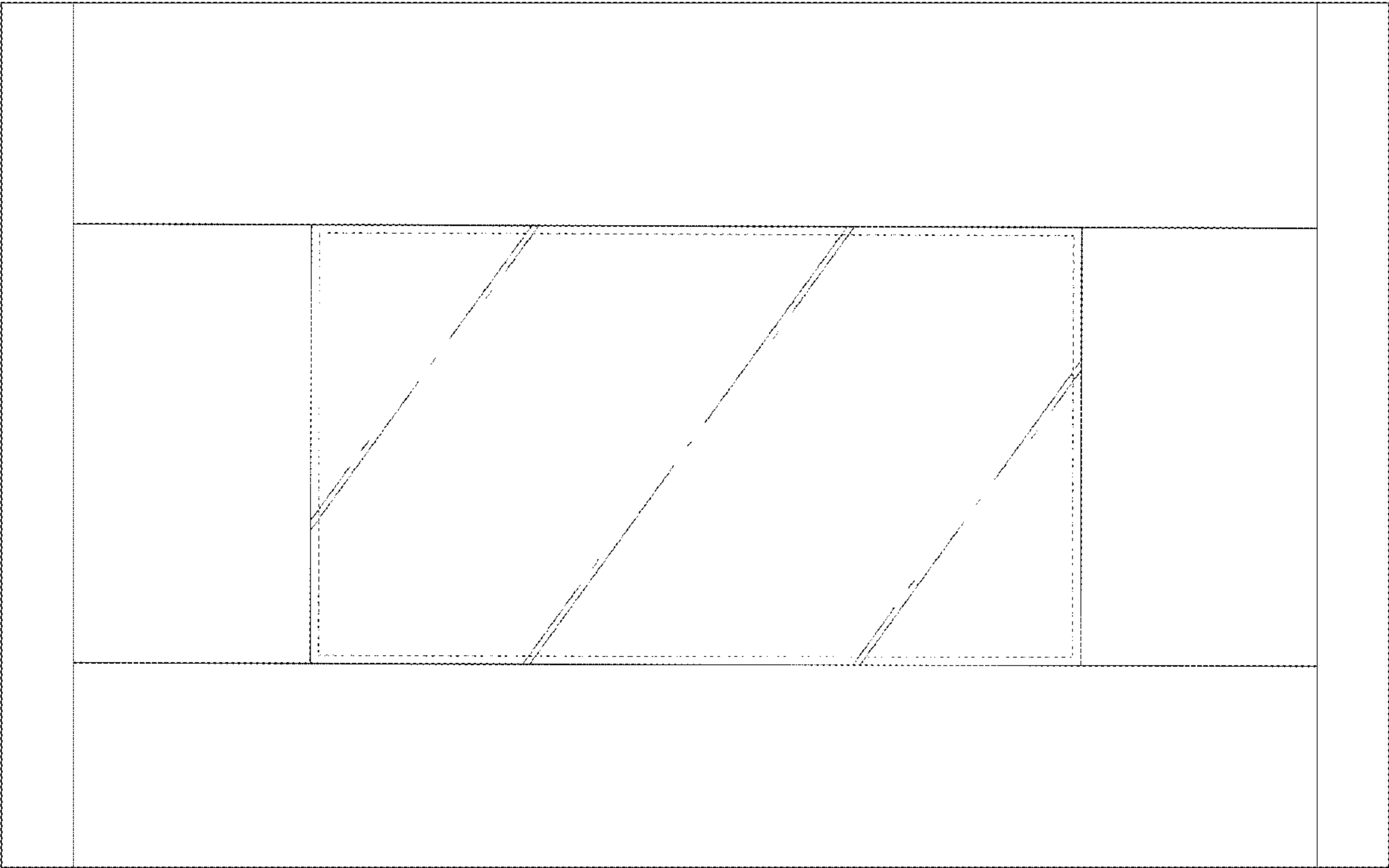


FIG. 9




FIG. 10




FIG. 11




FIG. 12

