



US00D983149S

(12) **United States Design Patent**
Casey

(10) **Patent No.:** **US D983,149 S**

(45) **Date of Patent:** **** Apr. 11, 2023**

(54) **CHARGING BLOCK COVER**

(71) Applicant: **Kevin Christian Casey**, Grandview,
MO (US)

(72) Inventor: **Kevin Christian Casey**, Grandview,
MO (US)

(**) Term: **15 Years**

(21) Appl. No.: **29/763,305**

(22) Filed: **Dec. 22, 2020**

(51) **LOC (14) Cl.** **13-03**

(52) **U.S. Cl.**
USPC **D13/156**

(58) **Field of Classification Search**
USPC D13/151, 154, 155, 156; D8/350, 352,
D8/351

See application file for complete search history.

(56) **References Cited**

U.S. PATENT DOCUMENTS

- 2,148,510 A * 2/1939 Simison H01M 50/121
106/282
- D590,767 S * 4/2009 Brantley D13/101
- D822,603 S * 7/2018 Takahashi D13/119
- D852,746 S * 7/2019 Demko D13/119
- D860,142 S * 9/2019 Childers G02B 6/3874
D13/156
- D915,303 S * 4/2021 Davis D13/156

D948,436 S * 4/2022 Peng D13/110
2016/0351863 A1* 12/2016 Reibling H01M 50/20

* cited by examiner

Primary Examiner — Jennifer O King

(74) *Attorney, Agent, or Firm* — Nelson Mullins Riley &
Scarborough LLP

(57) **CLAIM**

The ornamental design of a charging block cover, as shown
and described.

DESCRIPTION

FIG. 1 is a perspective view of a charging block cover
embodying the design of the present invention;

FIG. 2 is a left side view of the charging block cover
illustrated in FIG. 1;

FIG. 3 is a right side view of the charging block cover
illustrated in FIG. 1;

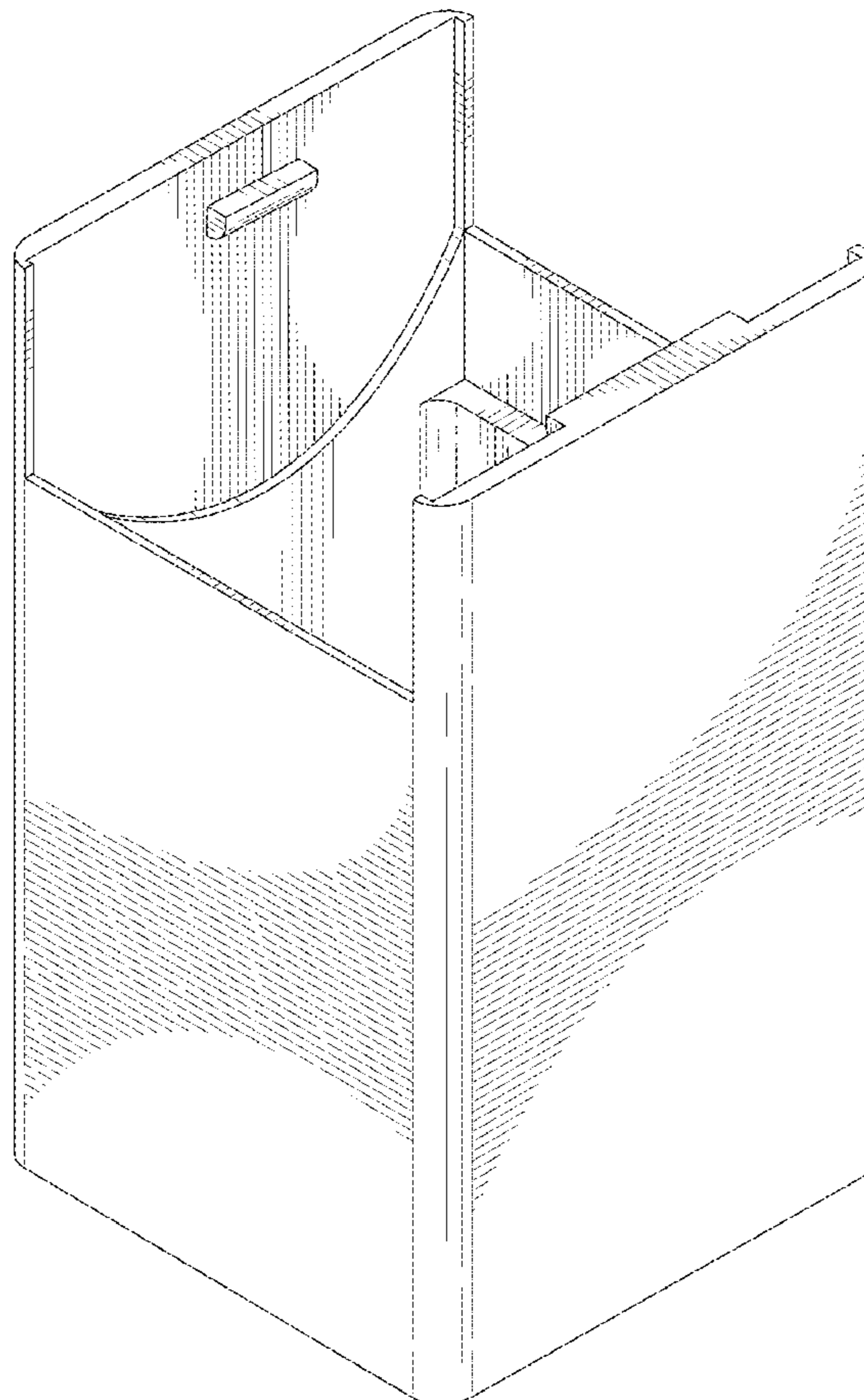
FIG. 4 is a front view of the charging block cover
illustrated in FIG. 1;

FIG. 5 is a rear view of the charging block cover
illustrated in FIG. 1;

FIG. 6 is a top view of the charging block cover
illustrated in FIG. 1; and,

FIG. 7 is a bottom view of the charging block cover
illustrated in FIG. 1.

1 Claim, 7 Drawing Sheets



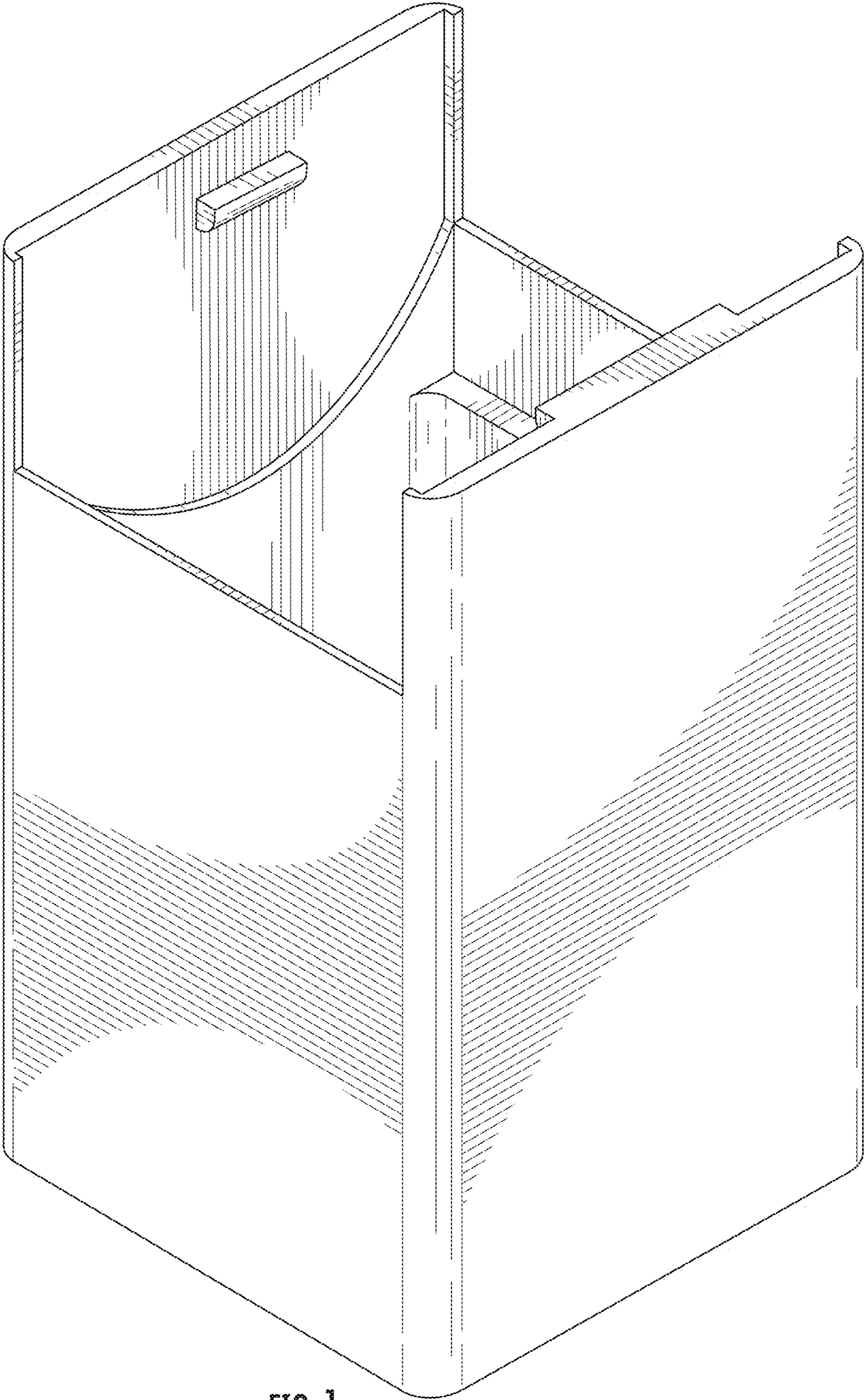


FIG. 1




FIG. 2




FIG. 3




FIG. 4




FIG. 5

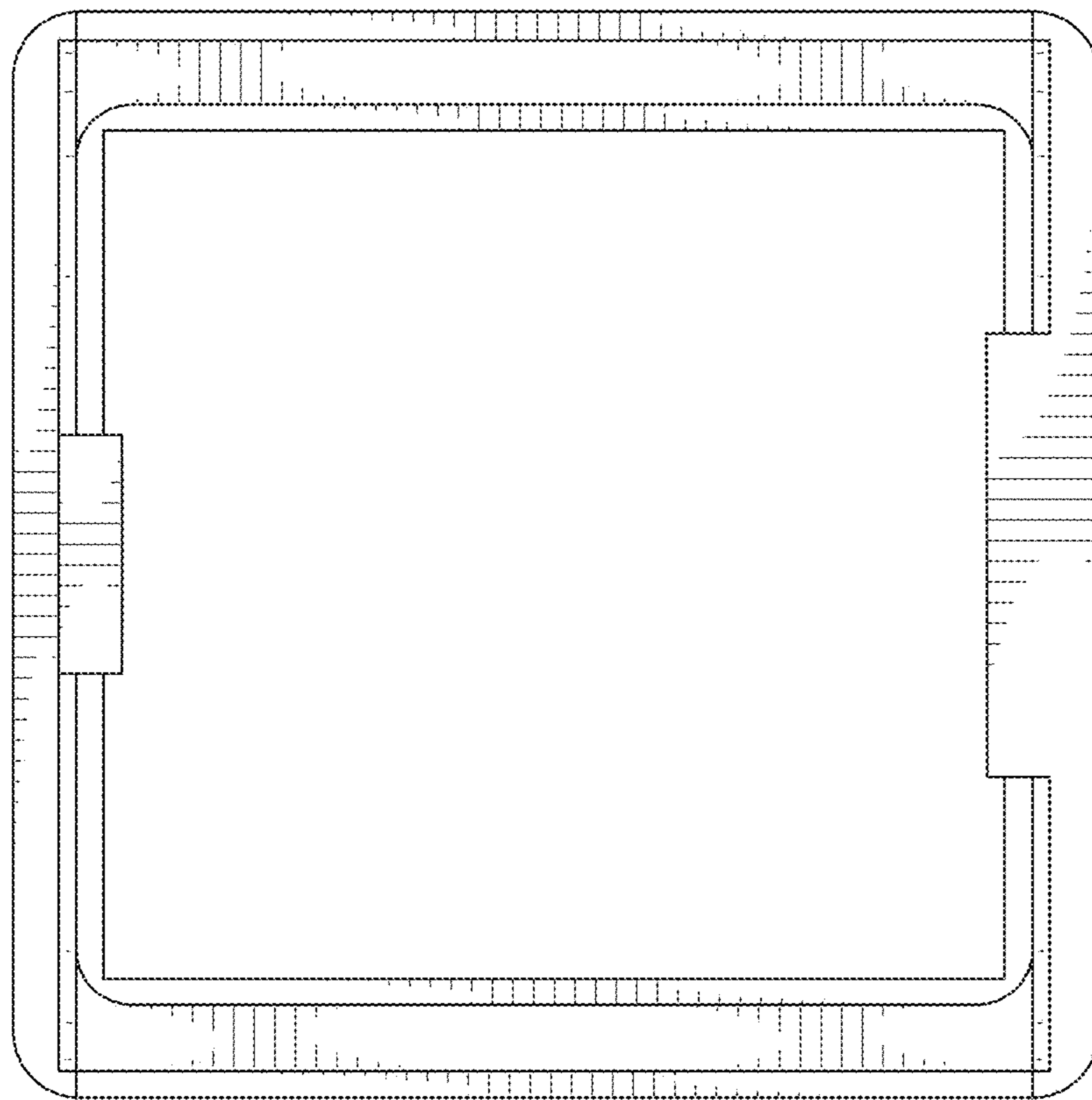


FIG. 6

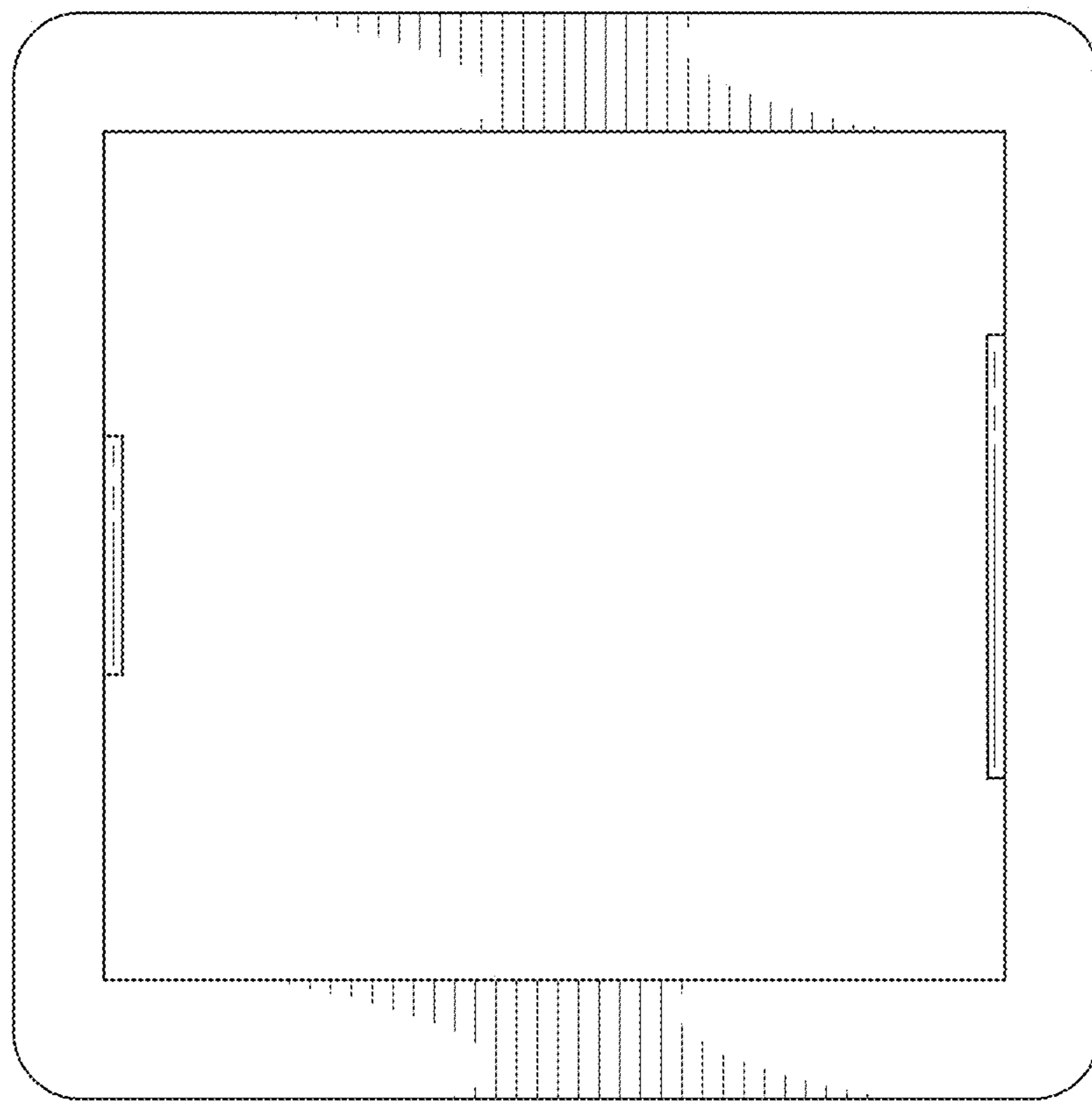


FIG. 7