



US00D983135S

(12) **United States Design Patent**
Karten et al.

(10) **Patent No.:** **US D983,135 S**
(45) **Date of Patent:** **** Apr. 11, 2023**

(54) **EXTRACORPOREAL CHARGER UNIT FOR MEDICAL IMPLANT**

(71) Applicant: **Neuroloop GmbH**, Freiburg (DE)
(72) Inventors: **Stuart Karten**, Venice, CA (US); **KC Cho**, Los Angeles, CA (US); **Christian Denhart**, Venice, CA (US)
(73) Assignee: **NEUROLOOP GMBH**, Freiburg (DE)
(**) Term: **15 Years**

(21) Appl. No.: **35/512,273**
(22) Filed: **Jan. 28, 2021**

(80) **Hague Agreement Data**

Int. Filing Date: **Jan. 28, 2021**
Int. Reg. No.: **DM/213518**
Int. Reg. Date: **Jan. 28, 2021**
Int. Reg. Pub. Date: **Jul. 30, 2021**

(30) **Foreign Application Priority Data**

Sep. 14, 2020 (EM) 008168579-0001
Sep. 14, 2020 (EM) 008168579-0002
(Continued)

(51) **LOC (14) Cl.** **13-02**

(52) **U.S. Cl.**
USPC **D13/107; D24/187**

(58) **Field of Classification Search**
USPC D24/185-190; D13/107, 108, 102, 103, D13/118; D14/148, 216
(Continued)

(56) **References Cited**

U.S. PATENT DOCUMENTS

D272,992 S * 3/1984 Wong D10/106.1
D406,812 S * 3/1999 Nagele D13/107
(Continued)

OTHER PUBLICATIONS

Consult QD. A Closer Look at Hypoglossal Nerve Stimulation for Obstructive Sleep Apnea. Oct. 5, 2018. <https://consultqd.clevelandclinic.org/a-closer-look-at-hypoglossal-nerve-stimulation-for-obstructive-sleep-apnea/> (Year: 2018).*

(Continued)

Primary Examiner — Darcey E Gottschalk

(74) *Attorney, Agent, or Firm* — Fitch, Even, Tabin & Flannery, LLP

(57) **CLAIM**

The ornamental design for an extracorporeal charger unit for medical implant, as shown and described.

DESCRIPTION

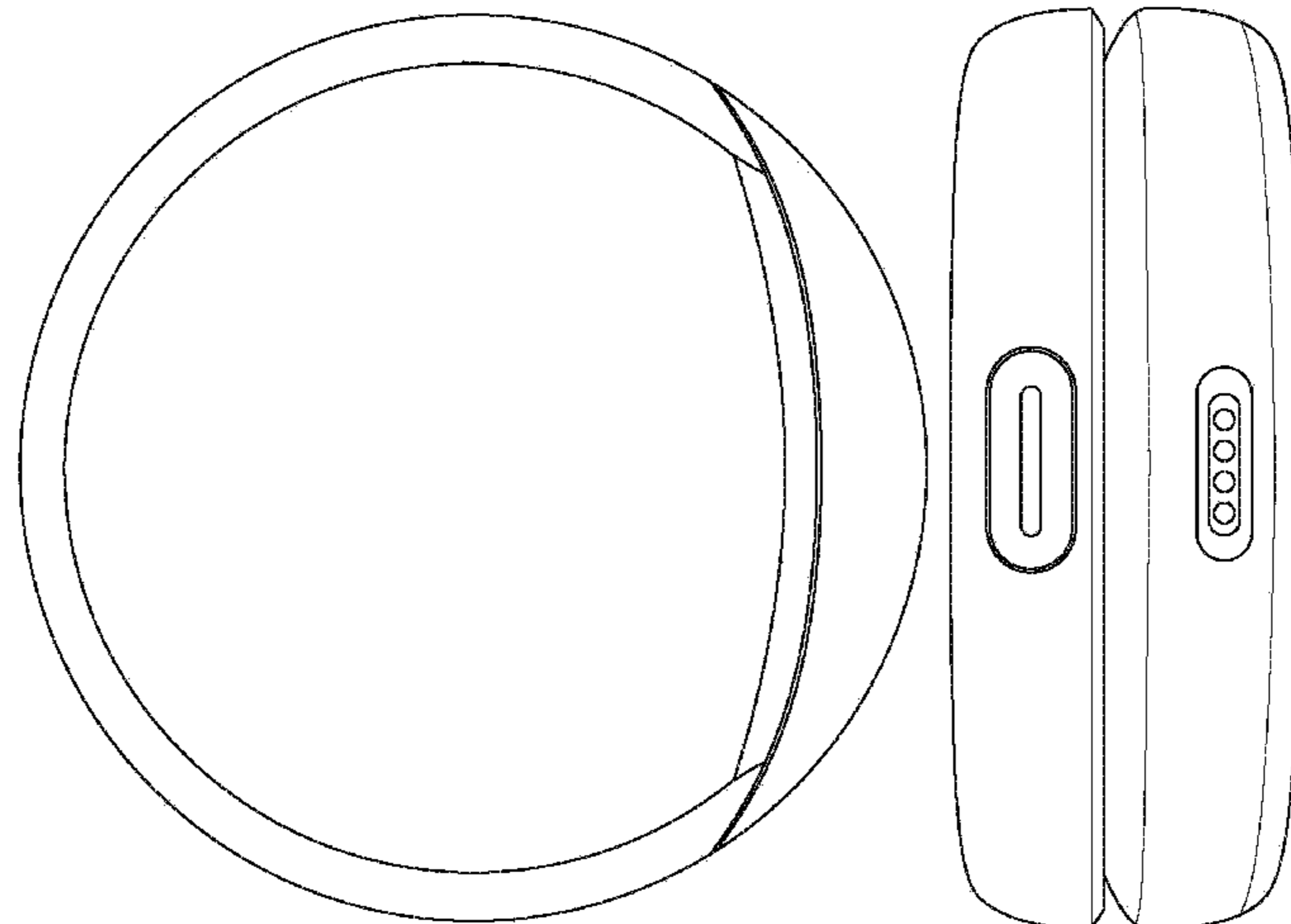
The patent or application file contains at least one drawing executed in color. Copies of this patent or patent application publication with color drawing(s) will be provided by the Office upon request and payment of the necessary fee.

- 1. Extracorporeal charger unit for medical implant
- 2. Extracorporeal charger unit for medical implant
- 3. Extracorporeal charger unit for medical implant
- 4. Extracorporeal charger unit for medical implant

- 1.1 : Top
- 1.2 : Right
- 1.3: Bottom
- 2.1 : Top
- 2.2 : Right
- 2.3 : Bottom
- 3.1 : Top
- 3.2 : Right
- 3.3 : Bottom
- 4.1 : Top
- 4.2 : Right
- 4.3 : Bottom

In reproductions 2.1, 2.2 and 2.3, the top and bottom part of the charger are of different colors; that is, the solid gray shading (bottom part) is signifies a different color than the unshaded part (top part).

(Continued)



In reproductions 2.1, 2.2 and 2.3, the top and bottom part of the charger are of different colors; that is, the bottom part is a light blue color, and the unshaded top part may be any color.

In reproductions 4.1, 4.2 and 4.3, the top and bottom parts of the charger are shown with colors of one possible embodiment.

**1 Claim, 12 Drawing Sheets
(6 of 12 Drawing Sheet(s) Filed in Color)**

(30) **Foreign Application Priority Data**

Sep. 14, 2020 (EM) 008168579-0003
 Sep. 14, 2020 (EM) 008168579-0004

(58) **Field of Classification Search**

CPC .. A61N 1/36; A61N 1/36014; A61N 1/36021;
 A61N 1/36057; A61N 1/3605; A61N
 1/36003; A61N 1/37211; A61N 1/37235;
 A61N 1/3787; A61N 1/322; A61N
 1/0404; A61N 1/0452; A61N 1/0456;
 A61N 1/048

See application file for complete search history.

(56) **References Cited**

U.S. PATENT DOCUMENTS

D481,392 S * 10/2003 Dyer D14/433
 D504,868 S * 5/2005 Lodato D13/107
 D620,884 S * 8/2010 Lee D13/108
 D634,707 S * 3/2011 Hosler D13/108
 D651,561 S * 1/2012 Petrie D13/107

D699,674 S * 2/2014 Man D13/108
 D735,131 S * 7/2015 Akana D13/108
 D782,973 S * 4/2017 Zhou D13/108
 D796,048 S * 8/2017 O'Driscoll D24/186
 D805,926 S * 12/2017 Im D24/186
 D815,292 S * 4/2018 Goldman D24/186
 D830,968 S * 10/2018 Wang D13/107
 D831,189 S * 10/2018 Fang D24/186
 D865,546 S * 11/2019 Kellock D10/70
 D875,671 S * 2/2020 Natsume D13/108
 D875,678 S * 2/2020 Kim D13/108
 D894,122 S * 8/2020 Ye D13/108
 D897,543 S * 9/2020 Jones D24/186
 D899,089 S * 10/2020 Yu D3/297
 D900,812 S * 11/2020 Friedman D24/188
 D906,958 S * 1/2021 Fitzgerald D13/108
 D927,699 S * 8/2021 Al-Ali D24/187
 D934,439 S * 10/2021 McDonough D24/187
 D937,206 S * 11/2021 Romano D13/108
 D937,426 S * 11/2021 Cordle D24/187
 D943,438 S * 2/2022 Chen D24/186
 D947,764 S * 4/2022 Bellham D13/107
 D948,728 S * 4/2022 Park D24/186
 D963,573 S * 9/2022 Klein D13/108
 D969,738 S * 11/2022 Liao D13/108
 D970,434 S * 11/2022 Akana D13/107

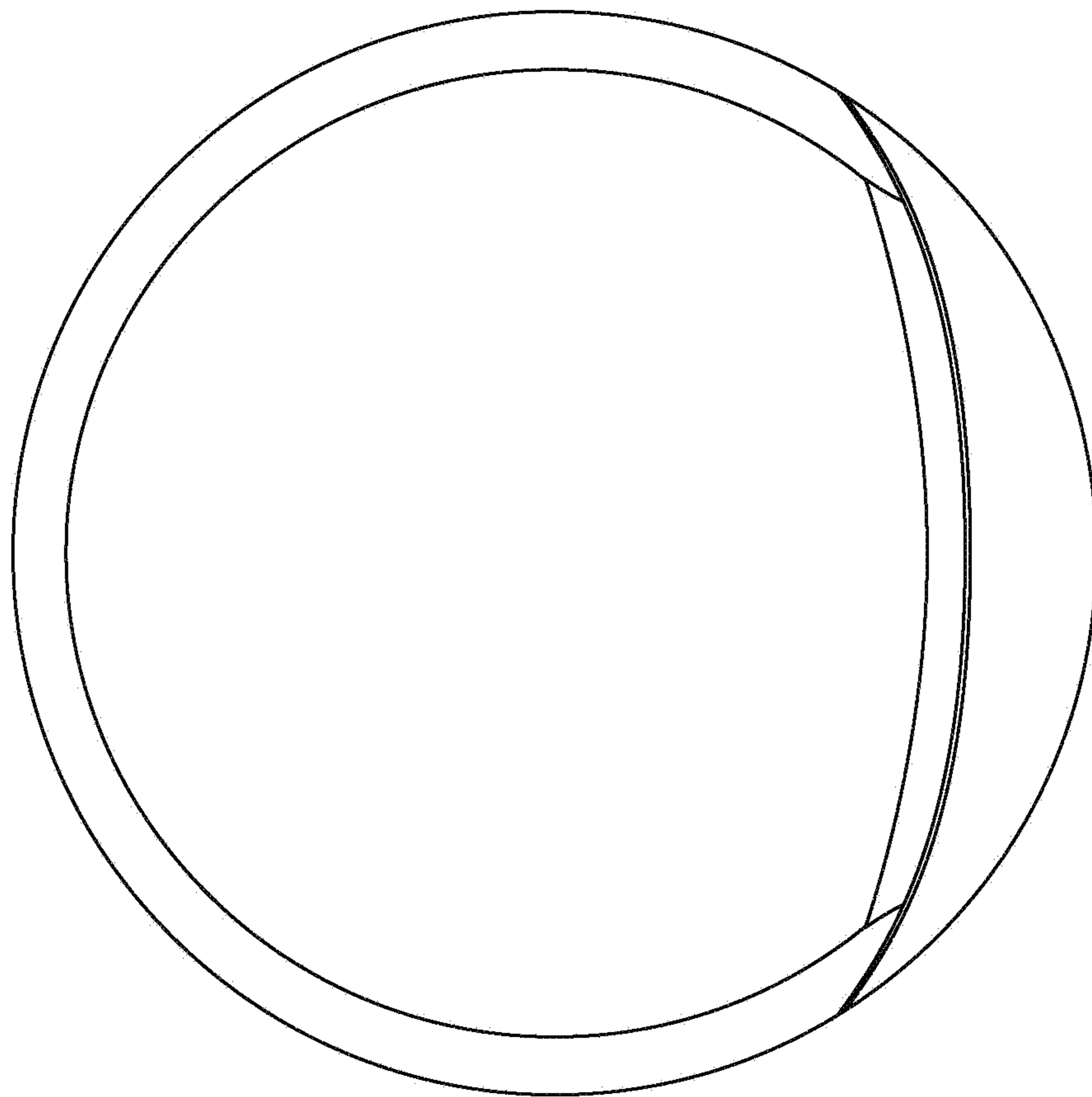
OTHER PUBLICATIONS

Healthcare industry BW. neuroloop GmbH: how the manipulation of neuronal information can lower blood pressure. Jul. 14, 2016. <https://www.gesundheitsindustrie-bw.de/en/article/news/neuroloop-gmbh-how-the-manipulation-of-neuronal-information-can-lower-blood-pressure> (Year: 2016).*

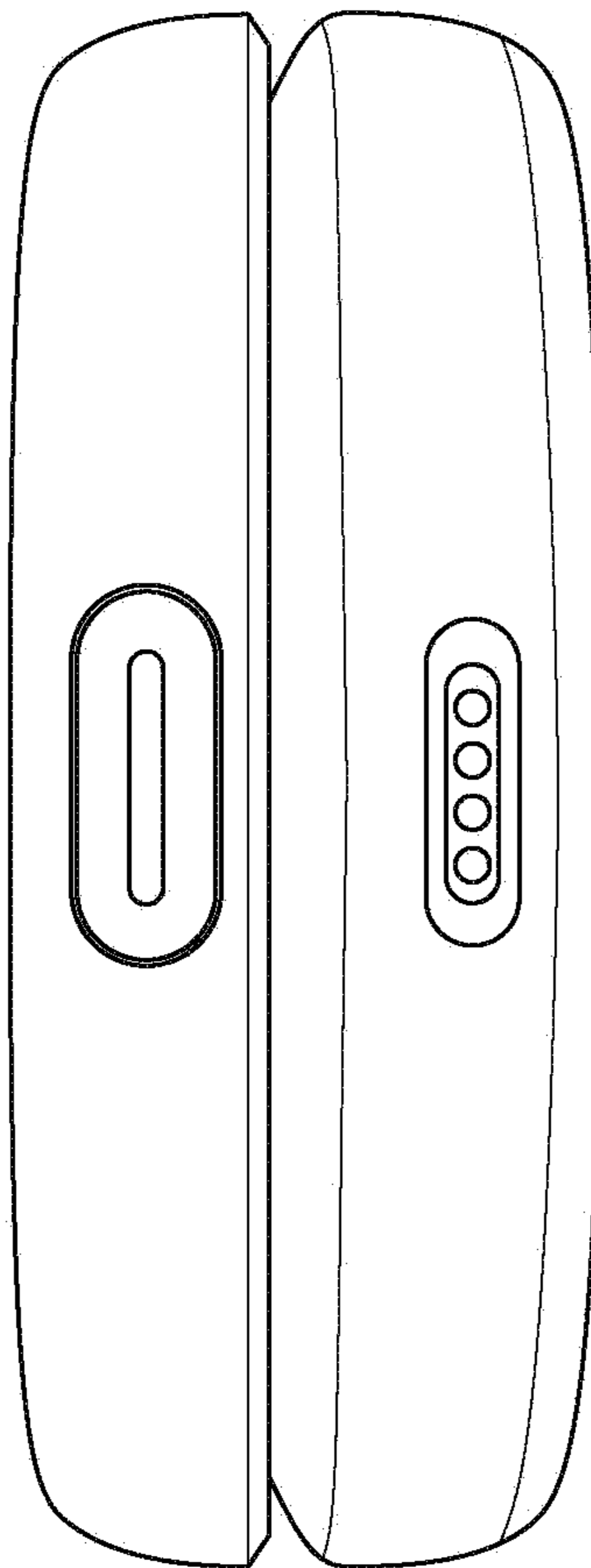
Youtube. Hypoglossal nerve stimulator of obstructive sleep apnea. Sep. 4, 2014. <https://www.youtube.com/watch?v=FNzsPgRbBn8> (Year: 2014).*

* cited by examiner


1.1



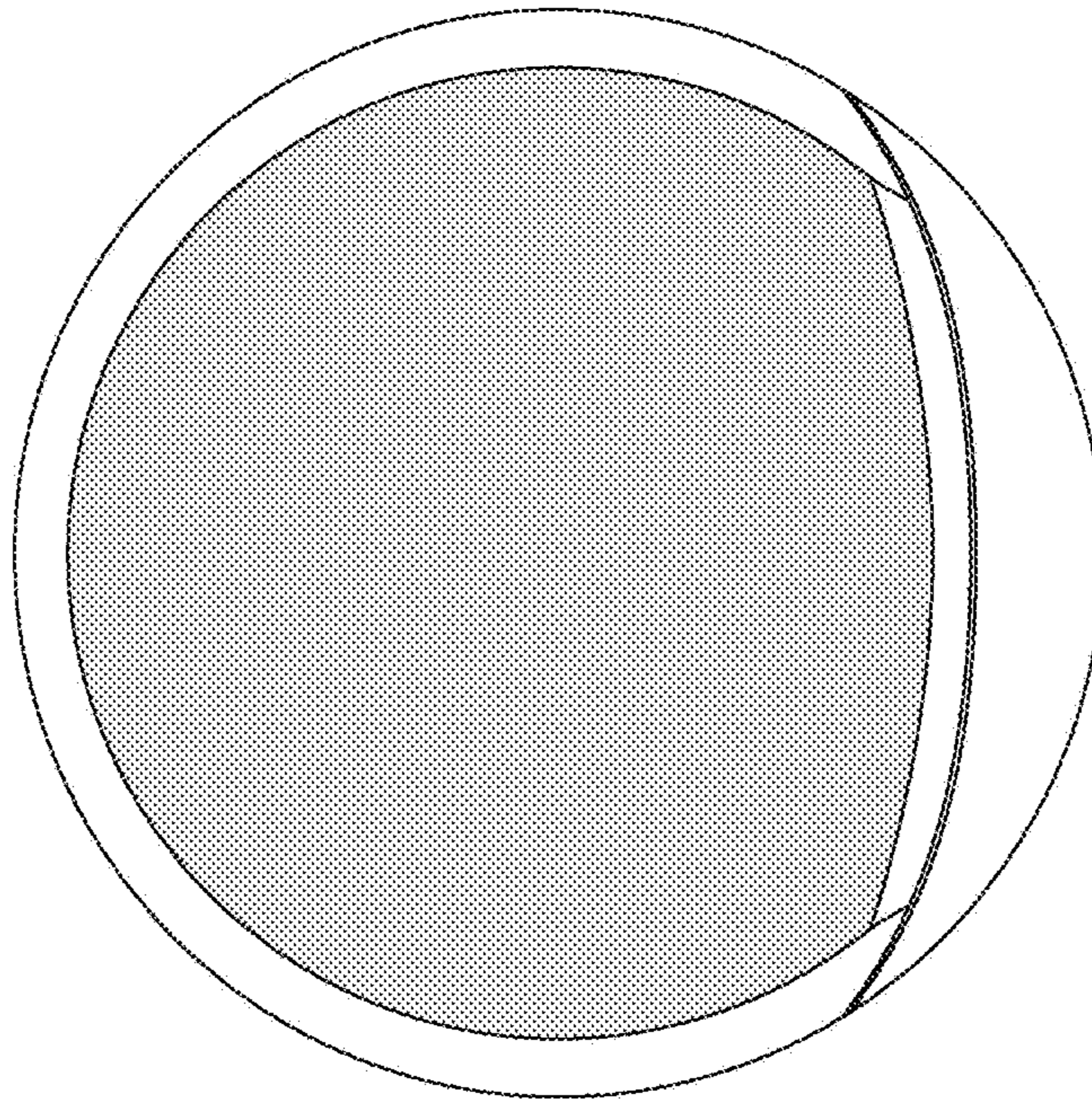
1.2



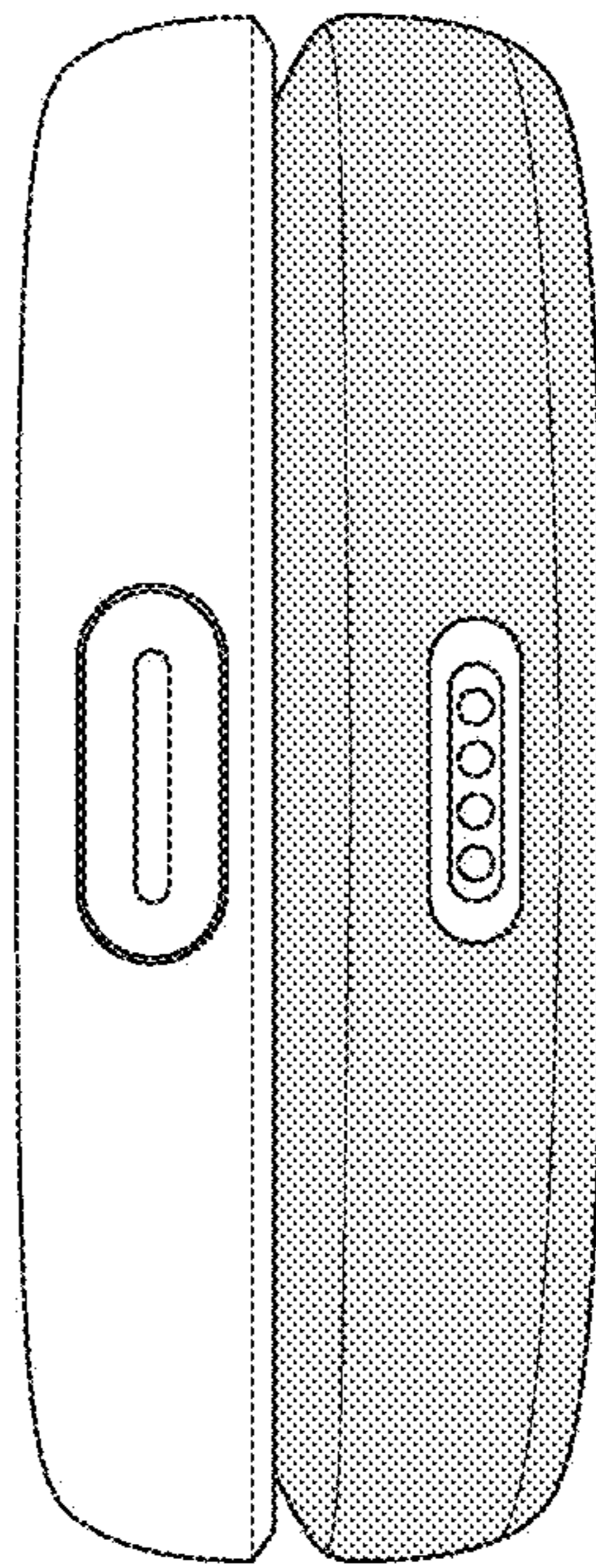
1.3



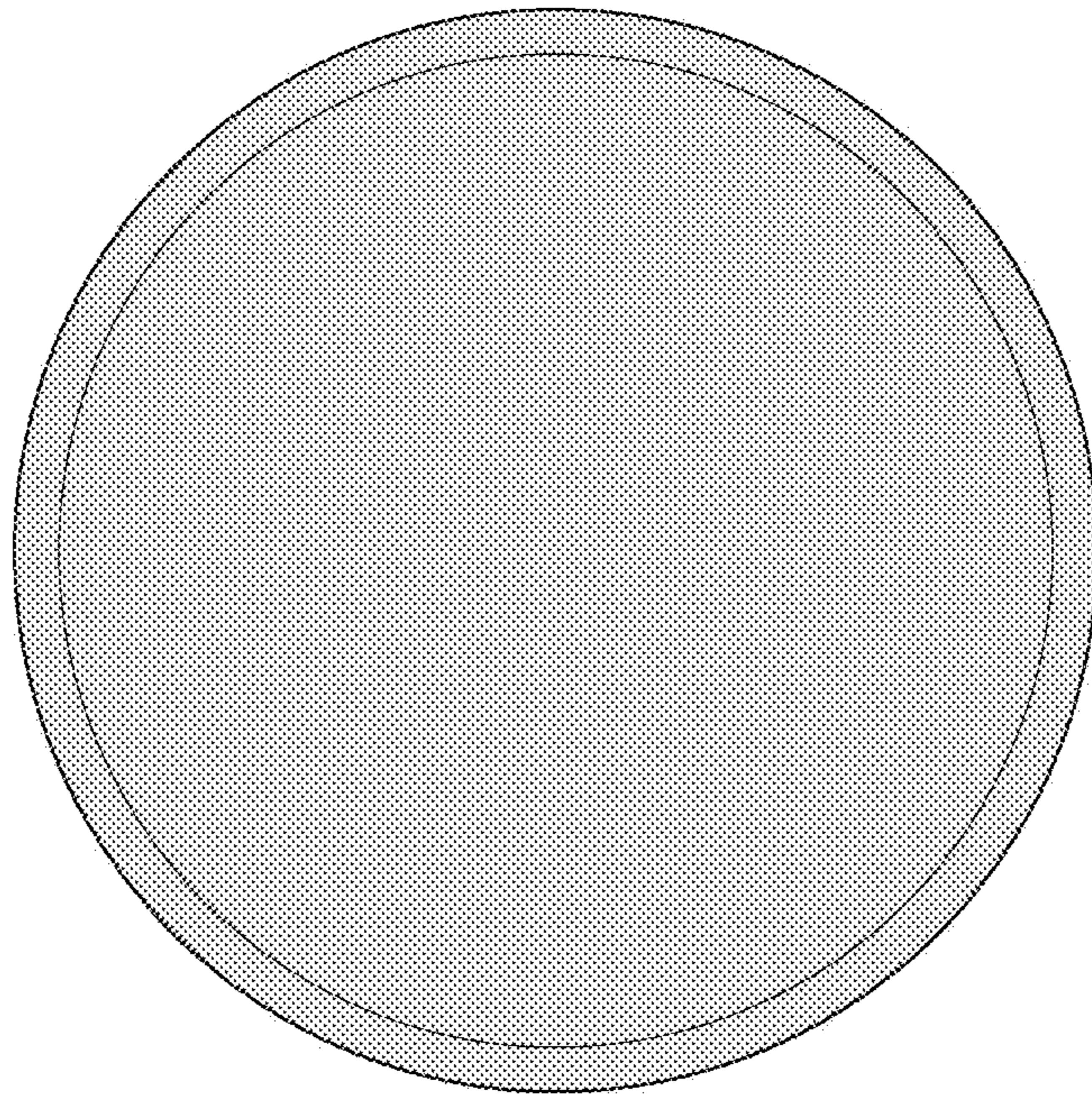
2.1



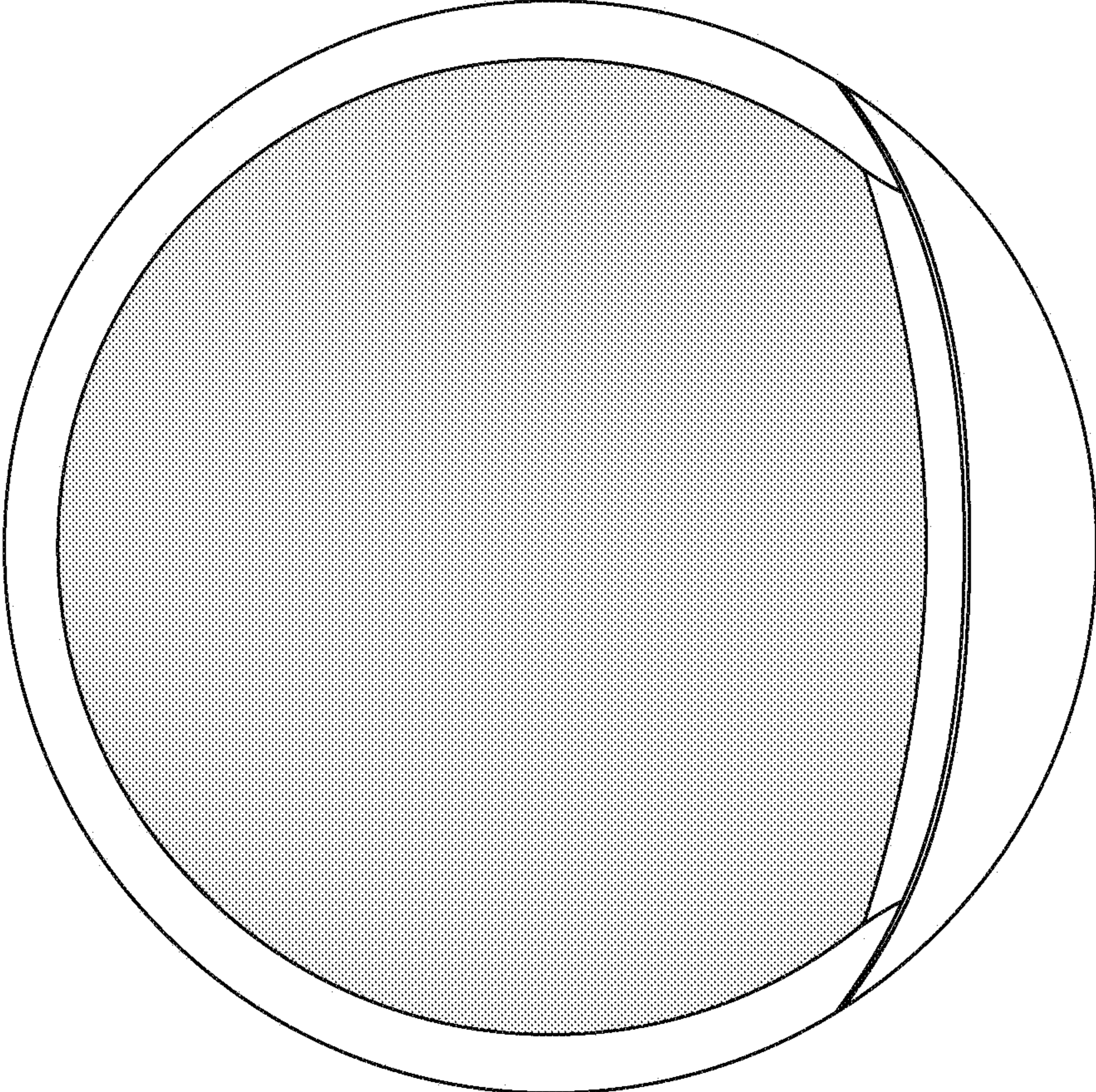
2.2



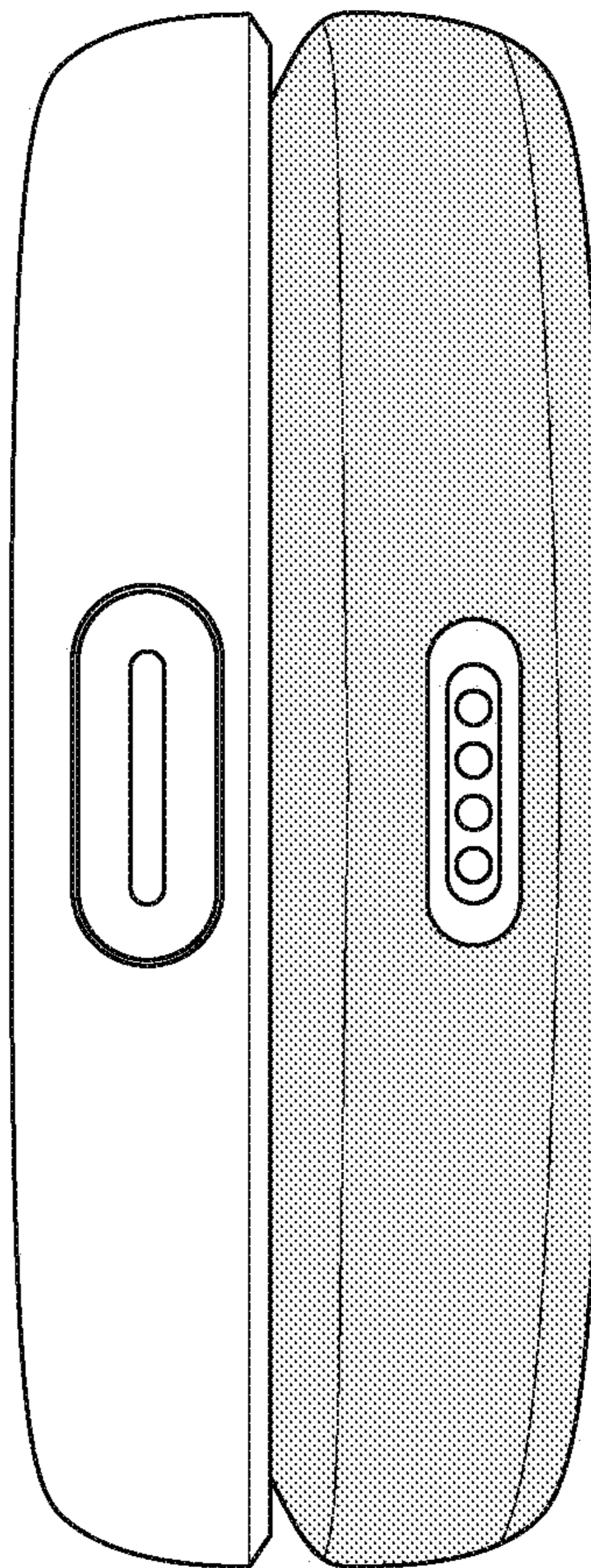
2.3



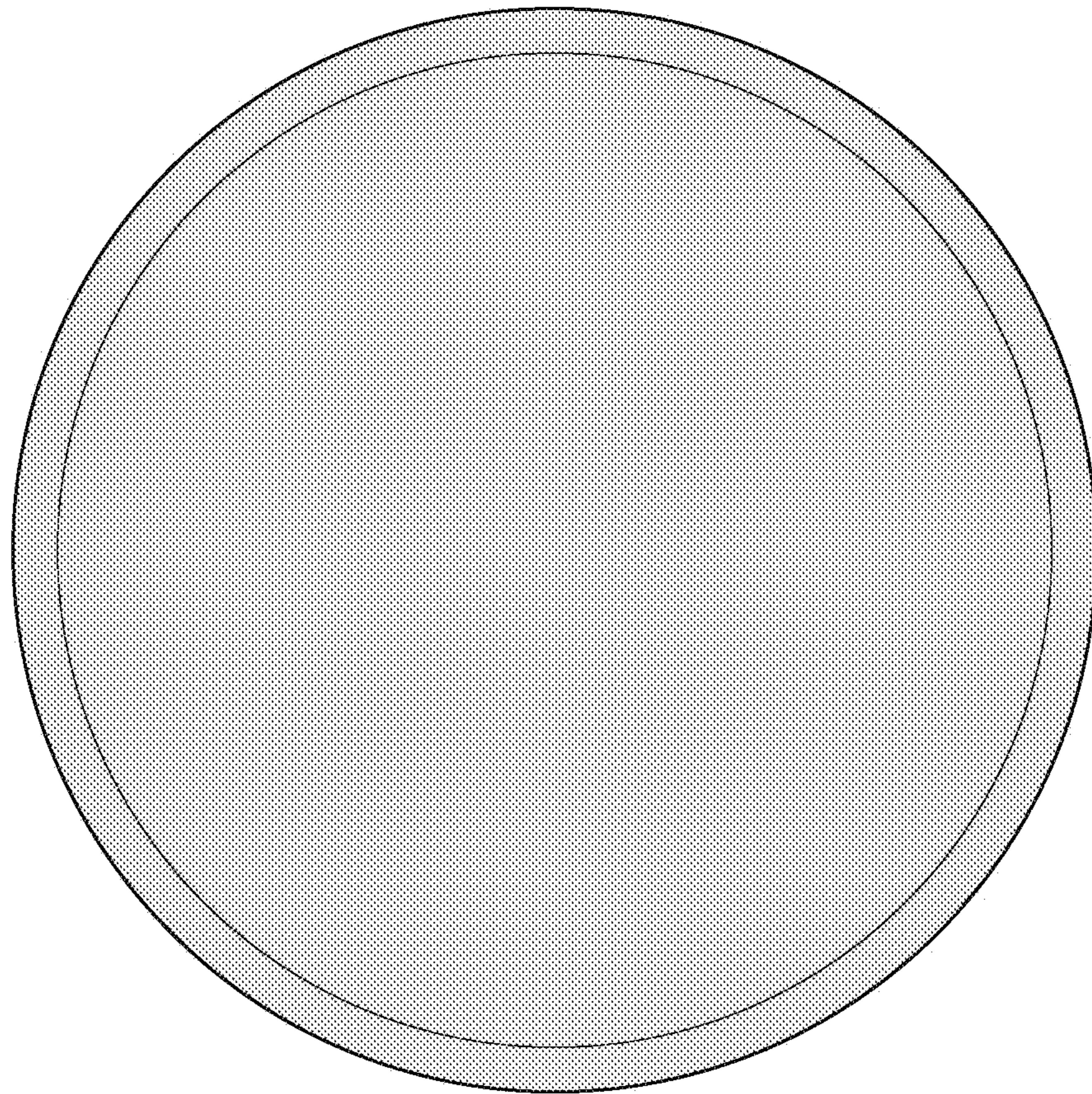
3.1




3.2




3.3



4.1



4.2



4.3

