



US00D983131S

(12) **United States Design Patent**  
**Liu**

(10) **Patent No.:** **US D983,131 S**  
(45) **Date of Patent:** **\*\* Apr. 11, 2023**

- (54) **TIRE**
- (71) Applicant: **Shandong Comforser International Trading Co., Ltd., Qingdao (CN)**
- (72) Inventor: **Qi Liu, Weifang (CN)**
- (73) Assignee: **Shandong Comforser International Trading Co., Ltd., Qingdao (CN)**
- (\*\*) Term: **15 Years**
- (21) Appl. No.: **29/652,989**
- (22) Filed: **Feb. 2, 2021**
- (30) **Foreign Application Priority Data**  
Aug. 18, 2020 (CN) ..... 202030471362.5
- (51) **LOC (14) Cl.** ..... **12-15**
- (52) **U.S. Cl.**  
USPC ..... **D12/579**
- (58) **Field of Classification Search**  
USPC ..... D12/568–605, 900  
CPC ..... Y10T 152/10027; B60C 1/0016; B60C 11/0306; B60C 11/0302; B60C 3/06; B60C 9/17  
See application file for complete search history.

- (56) **References Cited**  
**U.S. PATENT DOCUMENTS**  
D713,329 S \* 9/2014 Dixon ..... D12/579  
D762,561 S \* 8/2016 Petr ..... D12/579

D763,782 S *	8/2016	Dixon	.....	D12/579
D843,927 S *	3/2019	Canankamp	.....	D12/579
D845,886 S *	4/2019	Shondel	.....	D12/594
D845,887 S *	4/2019	Shondel	.....	D12/580
D859,297 S *	9/2019	Liu	.....	D12/579
D861,581 S *	10/2019	Roth	.....	D12/579
D882,497 S *	4/2020	Digman	.....	D12/579
D886,712 S *	6/2020	Davis	.....	D12/579
D900,725 S *	11/2020	Sullivan	.....	D12/593
D935,985 S *	11/2021	Wang	.....	D12/579
D937,183 S *	11/2021	Liu	.....	D12/579

\* cited by examiner

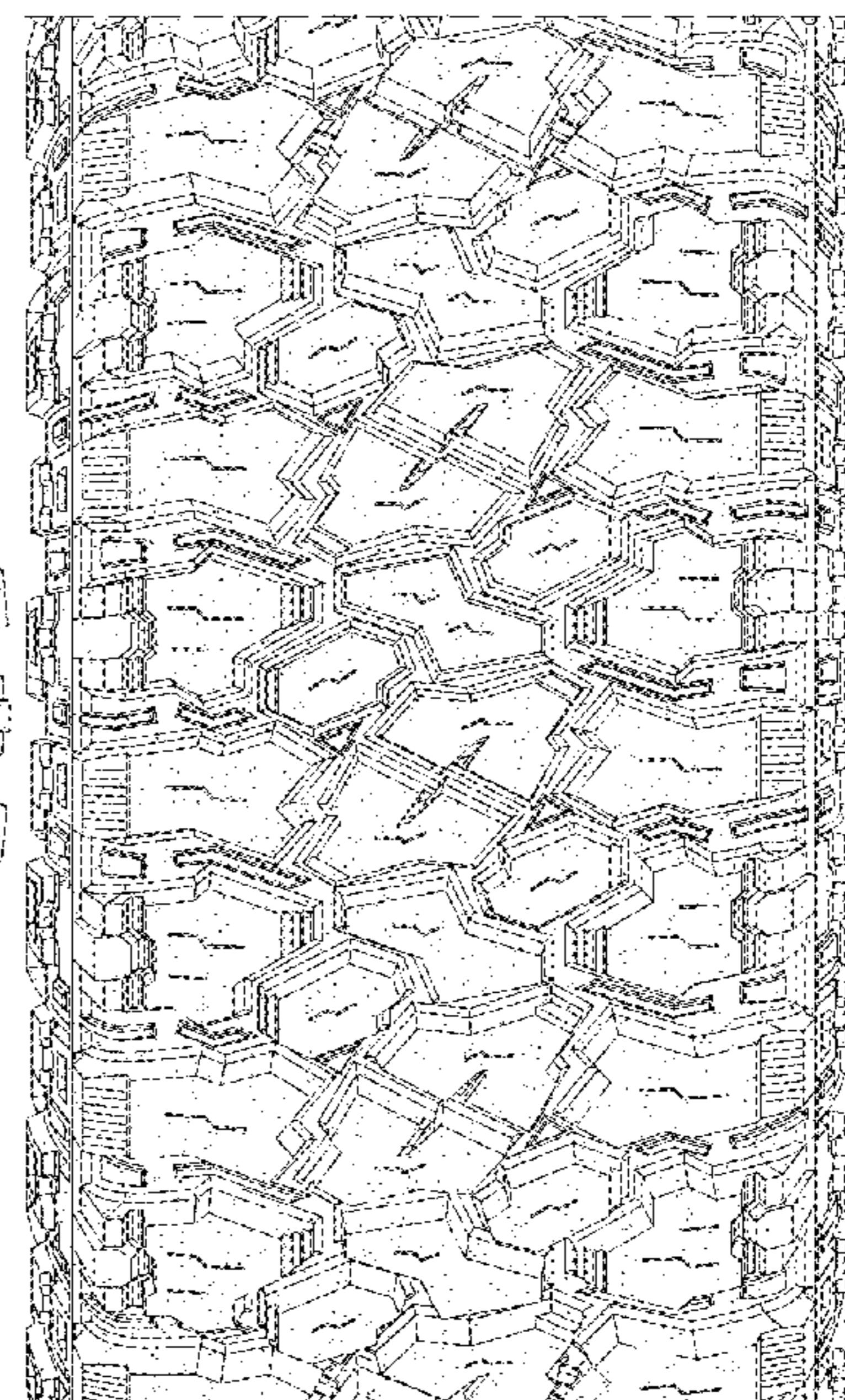
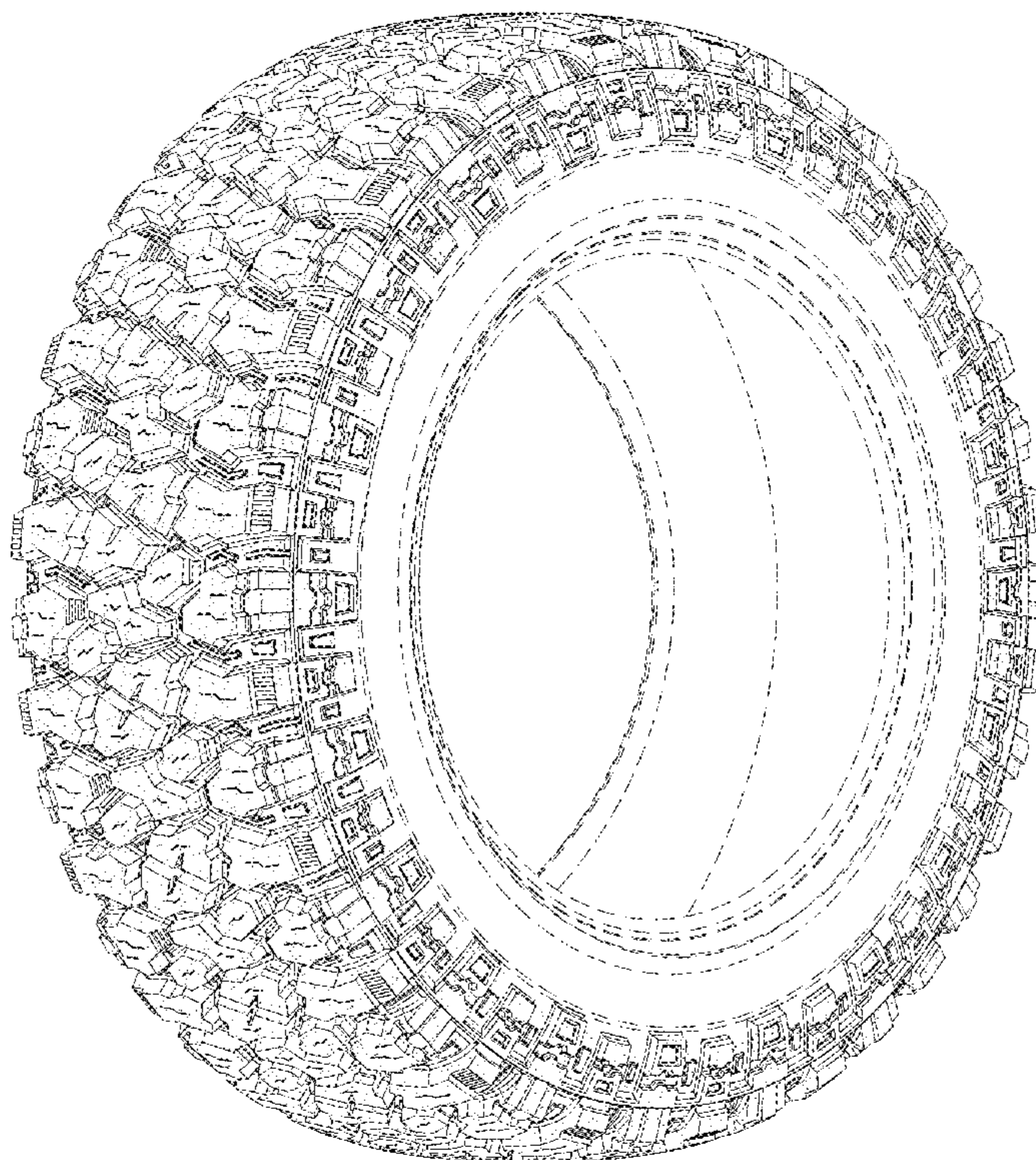
*Primary Examiner* — John A Voytek  
(74) *Attorney, Agent, or Firm* — Wang Law Firm, Inc.

(57) **CLAIM**  
The ornamental design for a tire, as shown and described.

**DESCRIPTION**

FIG. 1 is a perspective view of a tire showing our new design, it being understood that the pattern repeats uniformly throughout the circumference of the tread;  
 FIG. 2 is a front elevation view thereof;  
 FIG. 3 is a right side elevational view thereof; the left side elevational view being identical thereto; and,  
 FIG. 4 is an enlarged fragmentary front elevational view thereof.  
 The broken lines shown in FIGS. 1 and 3 of the drawings are for the purpose of illustrating portions of a tire and form no part of the claimed design.  
 The broken lines shown in FIGS. 2 and 4 of the drawings are used to demarcate an enlarged inset of the tire and form no part of the claimed design.

**1 Claim, 4 Drawing Sheets**



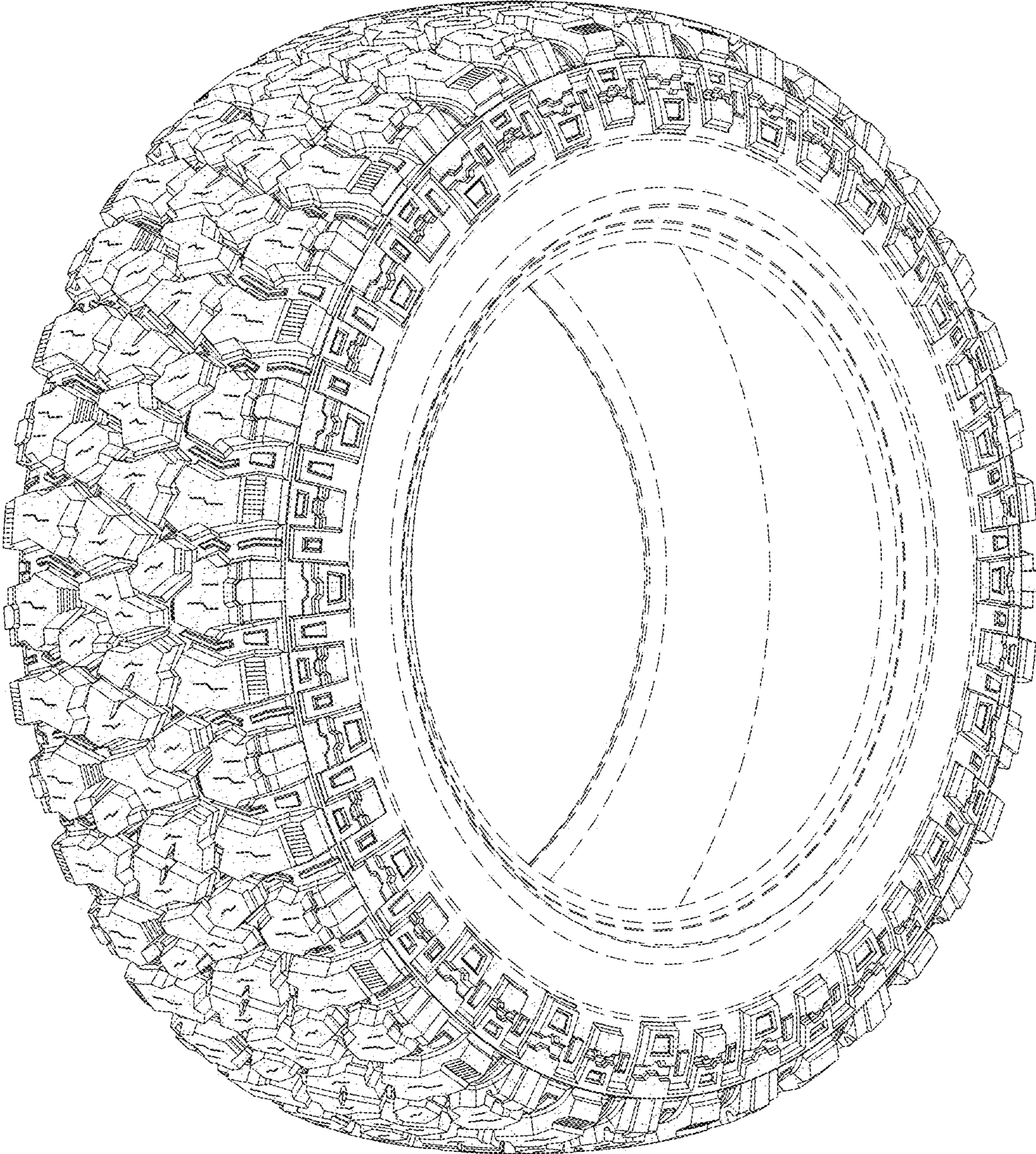


FIG. 1

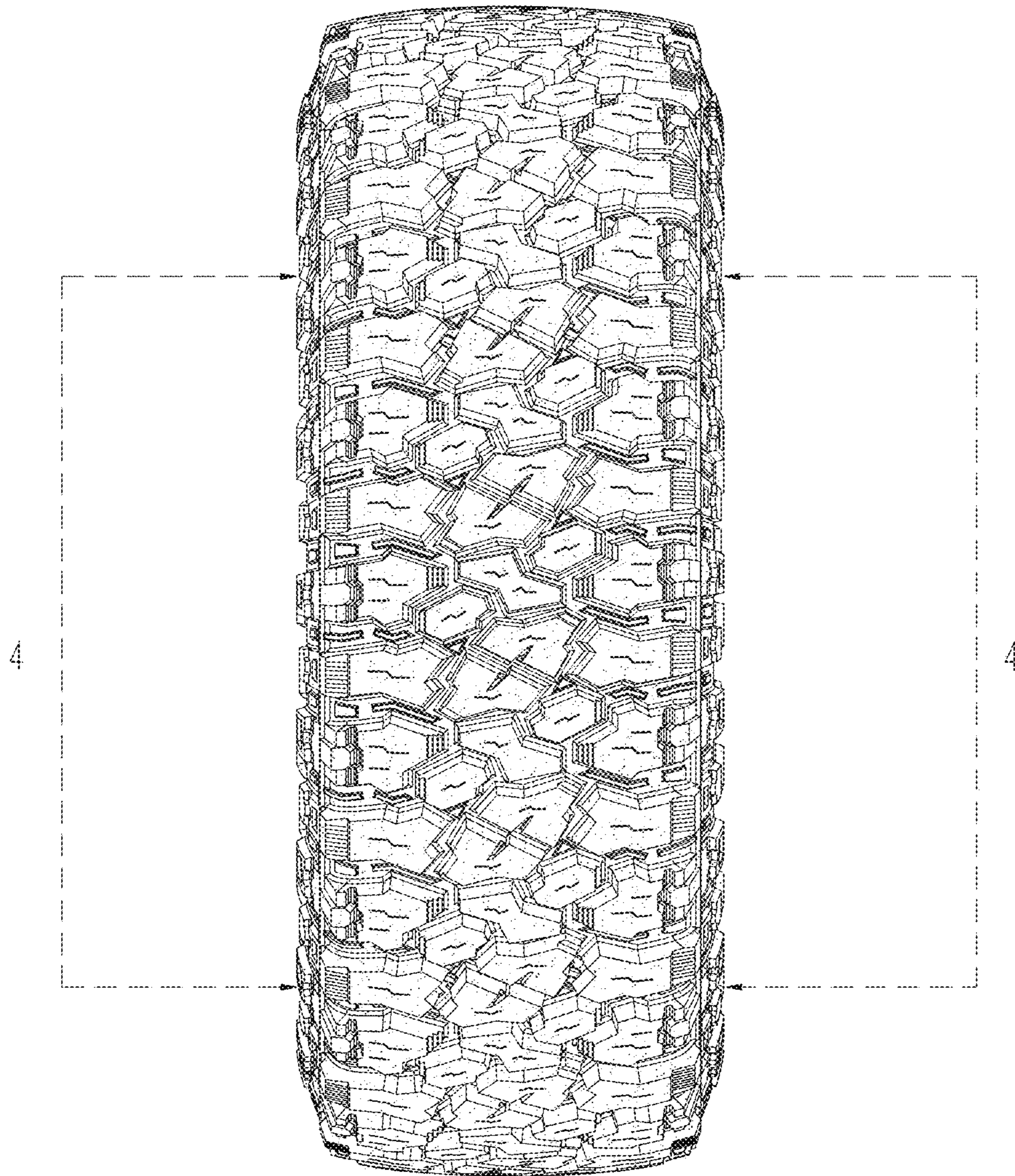


FIG.2

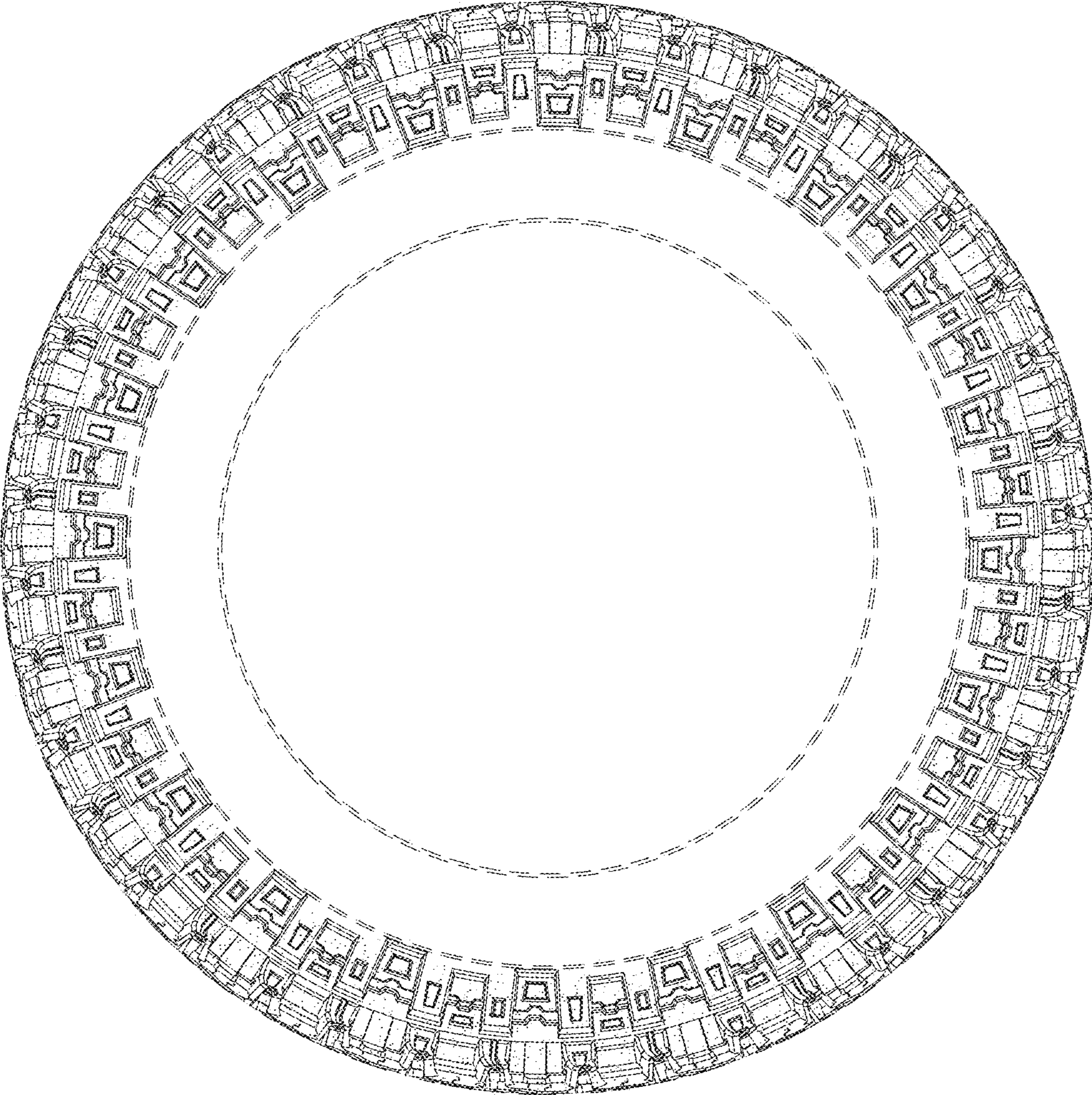


FIG.3

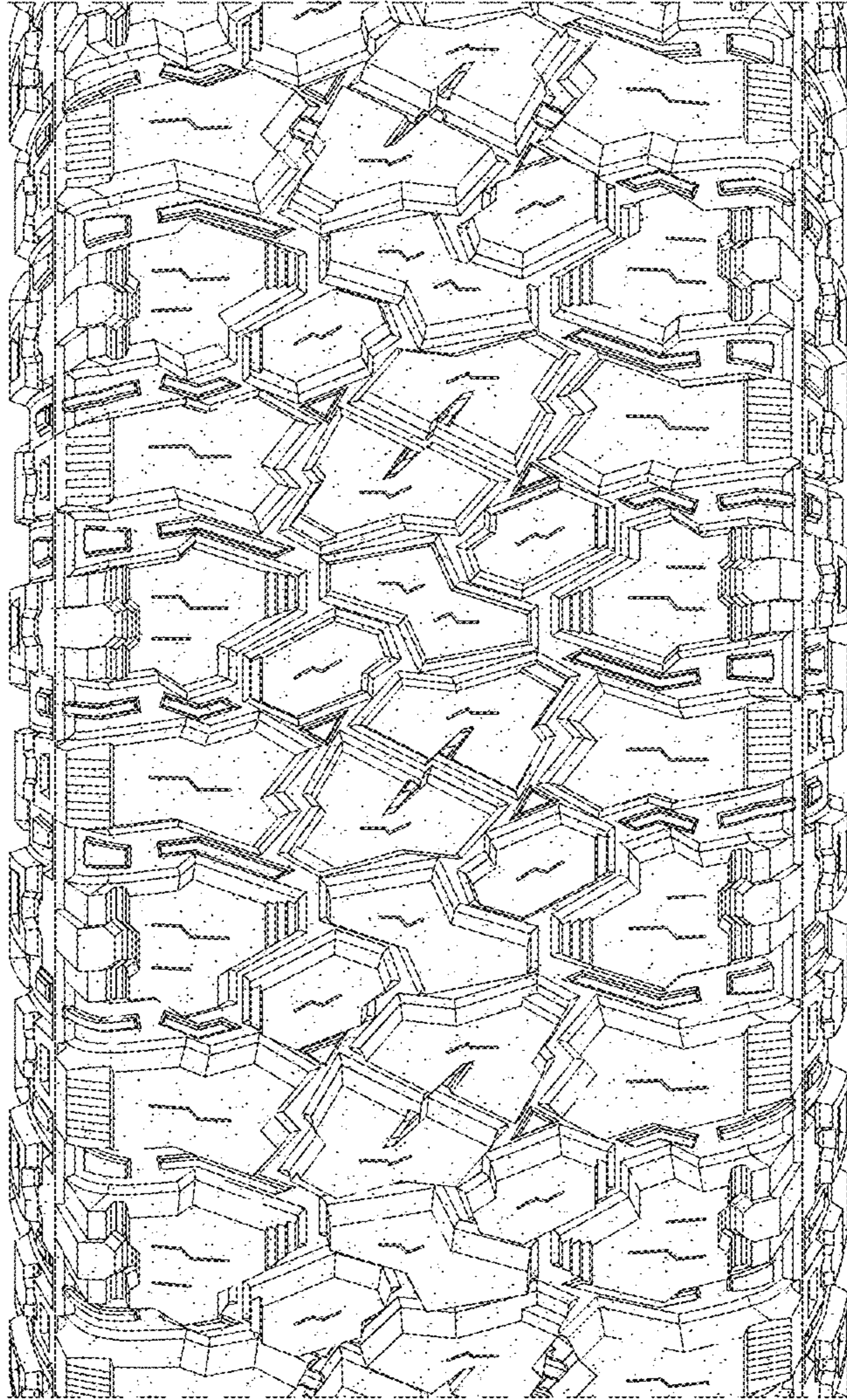


FIG.4