



US00D983125S

(12) **United States Design Patent**
Mariani et al.

(10) **Patent No.:** **US D983,125 S**
(45) **Date of Patent:** **** Apr. 11, 2023**

(54) **MOTORCYCLE TIRE**

(71) Applicant: **Pirelli Tyre S.p.A.**, Milan (IT)

(72) Inventors: **Mario Mariani**, Milan (IT); **Sandro Gallo**, Milan (IT)

(73) Assignee: **PIRELLI TYRE S.p.A.**, Milan (IT)

(**) Term: **15 Years**

(21) Appl. No.: **29/733,376**

(22) Filed: **May 1, 2020**

(30) **Foreign Application Priority Data**

Nov. 4, 2019 (EM) 007183777

(51) **LOC (14) Cl.** **12-15**

(52) **U.S. Cl.**
USPC **D12/535**

(58) **Field of Classification Search**
USPC D12/535
See application file for complete search history.

(56) **References Cited**

U.S. PATENT DOCUMENTS

D637,139 S * 5/2011 Nakamura D12/535
D684,521 S * 6/2013 Larregain D12/535
(Continued)

FOREIGN PATENT DOCUMENTS

JP D1240117 5/2005
JP D1393391 7/2010
(Continued)

OTHER PUBLICATIONS

Taiwanese Office Action from the Intellectual Property Bureau,
Ministry of Economic Affairs in a counterpart Taiwanese Design
Application No. 10920808940, dated Aug. 27, 2020.

(Continued)

Primary Examiner — George D. Kirschbaum

(74) *Attorney, Agent, or Firm* — Finnegan, Henderson,
Farabow, Garrett & Dunner, L.L.P.

(57) **CLAIM**

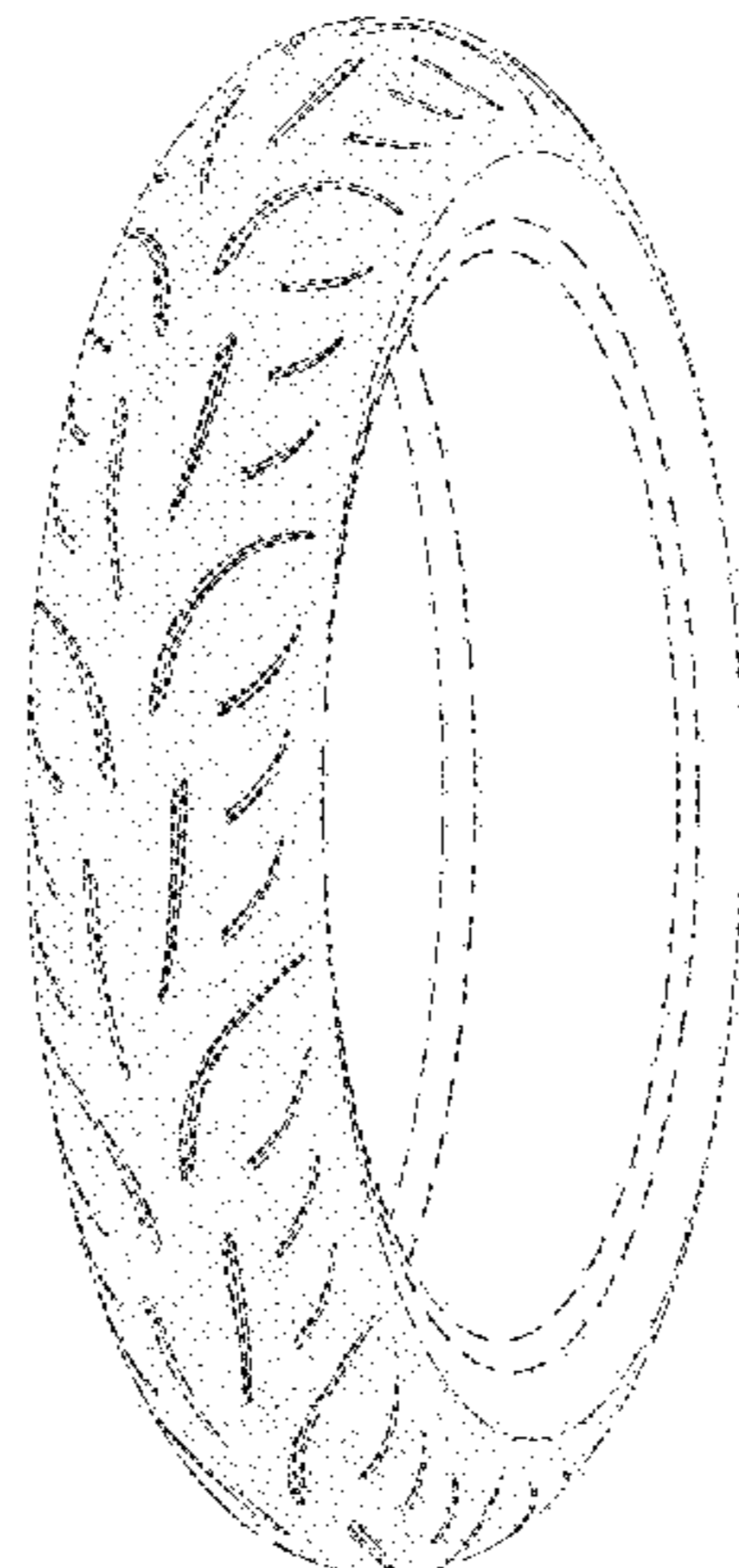
The ornamental design for motorcycle tire, as shown and described.

DESCRIPTION

FIG. 1 is a perspective view of a first embodiment of a motorcycle tire, showing our new design;
FIG. 2 is a top elevation view of the tire of the first embodiment;
FIG. 3 is a bottom elevation view of the tire of the first embodiment;
FIG. 4 is a front elevation view of the tire of the first embodiment;
FIG. 5 is a back elevation view of the tire of the first embodiment;
FIG. 6 is a left side elevation view of the tire of the first embodiment;
FIG. 7 is a right side elevation view of the tire of the first embodiment;
FIG. 8 is an enlarged view of FIG. 4, showing a portion thereof;
FIG. 9 is a perspective view of a second embodiment of a motorcycle tire;
FIG. 10 is a top elevation view of the tire of the second embodiment;
FIG. 11 is a bottom elevation view of the tire of the second embodiment;
FIG. 12 is a front elevation view of the tire of the second embodiment;
FIG. 13 is a back elevation view of the tire of the second embodiment;
FIG. 14 is a left side elevation view of the tire of the second embodiment;
FIG. 15 is a right side elevation view of the tire of the second embodiment; and,
FIG. 16 is an enlarged view of FIG. 12, showing a portion thereof.

The portions of the tire depicted in broken dashed lines of uneven length mark the boundaries of the claimed design.

(Continued)



The portions of the tire depicted in long broken dashed lines of even length form no part of the claimed design. The short broken dashed lines of even length depict a border of an enlarged portion of the tire and form no part of the claimed design.

1 Claim, 16 Drawing Sheets

(56)

References Cited

U.S. PATENT DOCUMENTS

D718,222 S	*	11/2014	Winkelman	D12/535
D718,701 S	*	12/2014	Isaka	D12/535
D748,041 S	*	1/2016	Lucas	D12/535
D782,395 S	*	3/2017	Vowles	D12/535
D810,659 S	*	2/2018	Nakamura	D12/535
D861,578 S	*	10/2019	Lucas	D12/535
D910,535 S	*	2/2021	Shinomiya	D12/535
D931,783 S	*	9/2021	Harada	D12/535
D934,153 S	*	10/2021	Nakamura	D12/535

FOREIGN PATENT DOCUMENTS

TW	D 143550	11/2011
TW	D 145223	2/2012
TW	D189875	4/2018
TW	D200372	10/2019

OTHER PUBLICATIONS

Taiwanese Office Action from the Intellectual Property Bureau, Ministry of Economic Affairs in a counterpart Taiwanese Design Application No. 10920808960, dated Aug. 27, 2020.

Taiwanese Search Report from the Intellectual Property Bureau, Ministry of Economic Affairs in counterpart Taiwanese Design Application No. 10920808940 dated Aug. 27, 2020.

Taiwanese Search Report from the Intellectual Property Bureau, Ministry of Economic Affairs in counterpart Taiwanese Design Application No. 10920808960 dated Aug. 27, 2020.

* cited by examiner

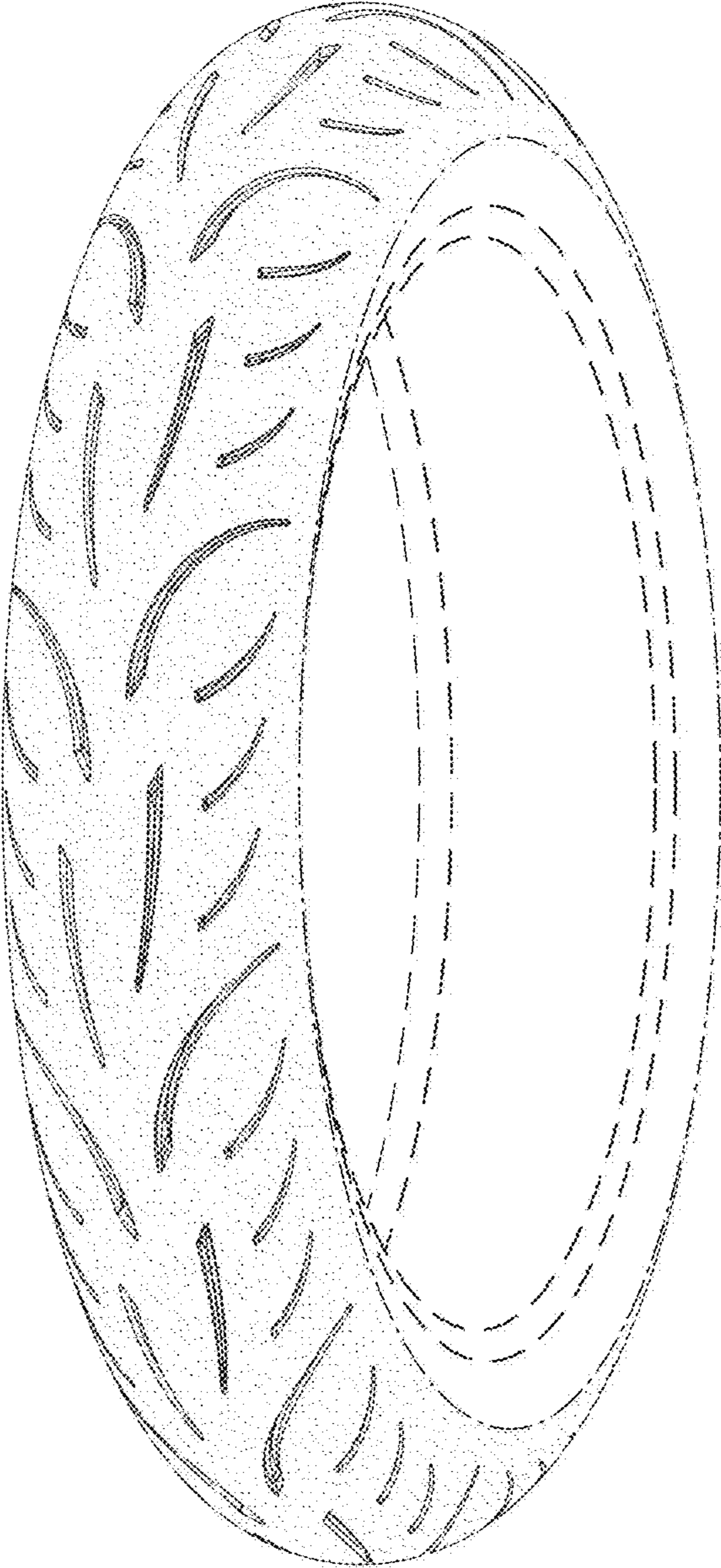


FIG. 1




FIG. 2




FIG. 3

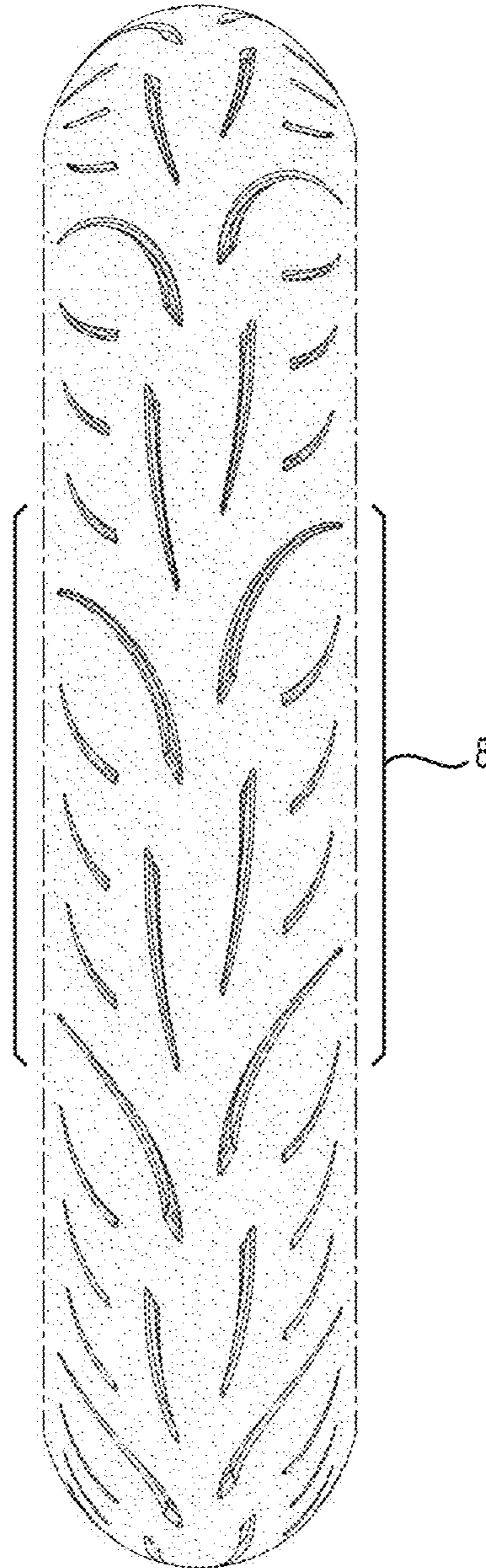


FIG. 4

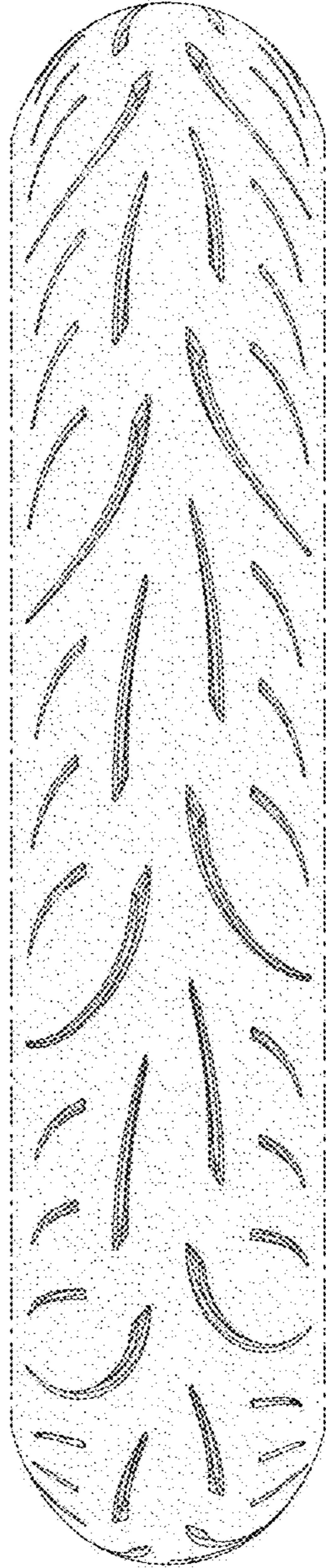


FIG. 5




FIG. 6




FIG. 7




FIG. 8

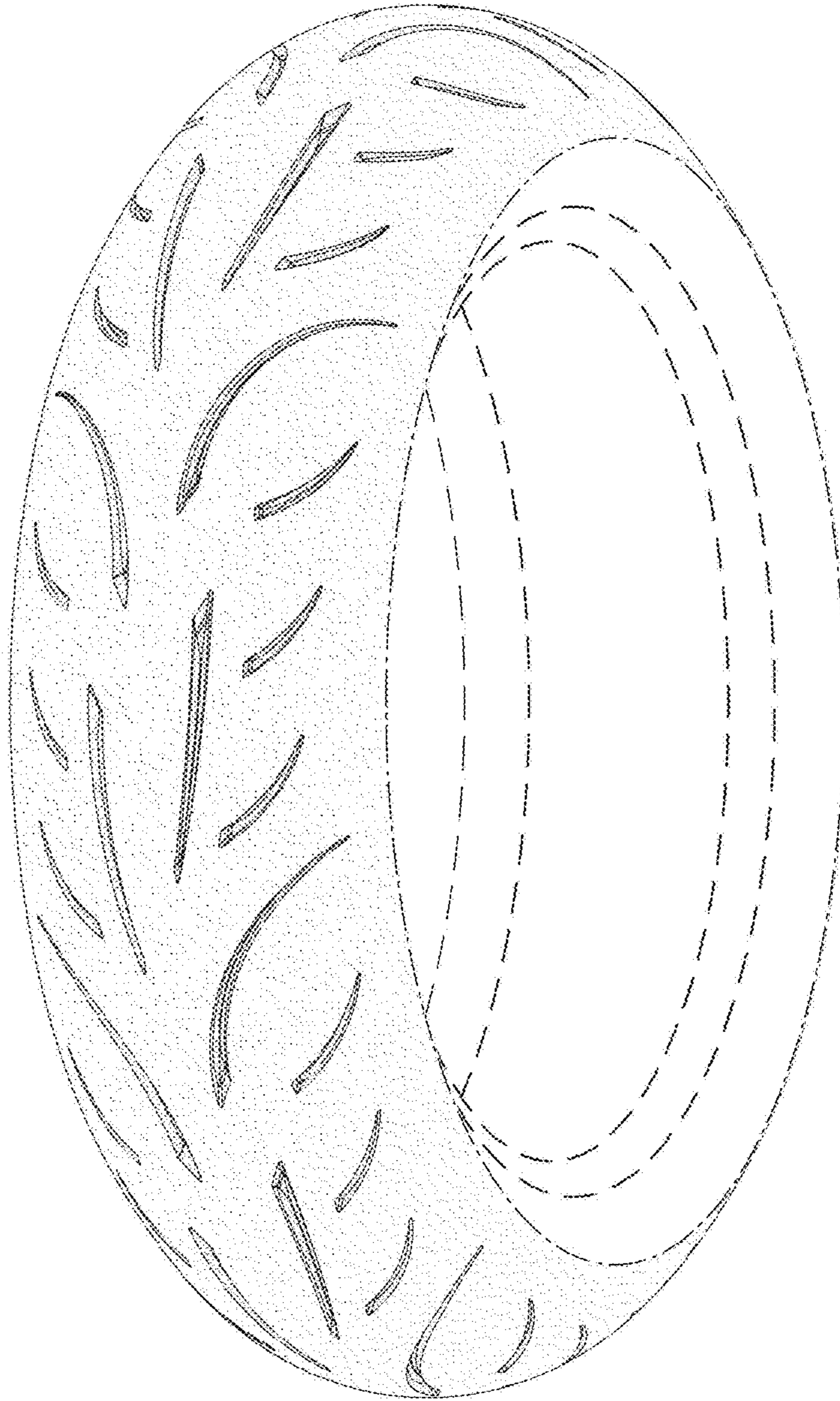


FIG. 9




FIG. 10




FIG. 11

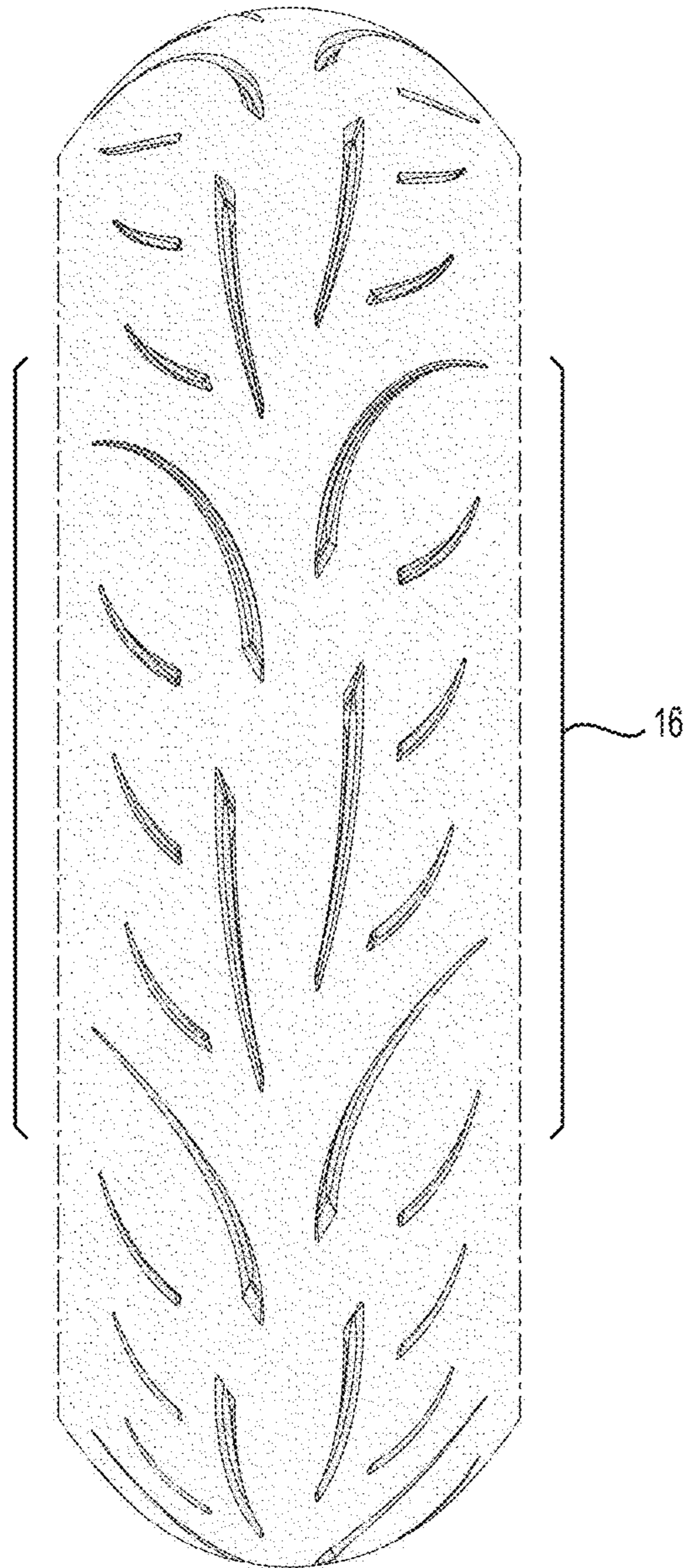


FIG. 12




FIG. 13




FIG. 14




FIG. 15




FIG. 16