



US00D983119S

(12) **United States Design Patent** (10) **Patent No.:** **US D983,119 S**
Adams et al. (45) **Date of Patent:** **** Apr. 11, 2023**

(54) **WATERCRAFT**

(71) Applicant: **STABICRAFT MARINE LIMITED,**
Invercargill (NZ)

(72) Inventors: **Paul Adams,** Invercargill (NZ); **Craig Johnston,** Invercargill (NZ); **Agata Kaluzna,** Invercargill (NZ); **Sam Milne,** Invercargill (NZ); **Michael Stenton,** Invercargill (NZ); **Scott Thompson,** Invercargill (NZ); **Daniel Upperton,** Invercargill (NZ); **Michael Whittaker,** Invercargill (NZ)

(73) Assignee: **Stabicraft Marine Limited,**
Invercargill (NZ)

(**) Term: **15 Years**

(21) Appl. No.: **29/771,099**

(22) Filed: **Feb. 19, 2021**

(30) **Foreign Application Priority Data**

Aug. 19, 2020 (NZ) 427908

(51) **LOC (14) Cl.** **12-06**

(52) **U.S. Cl.**
USPC **D12/303**

(58) **Field of Classification Search**
USPC D12/300, 302-304, 306-308, 310,
D12/312-318, 413; D14/300; D21/542,
D21/544

CPC B63B 1/00; B63B 1/042; B63B 1/125;
B63B 7/00; B63B 34/10; B63B 17/00;
B63B 17/02; B63H 8/00; B63H 9/00

See application file for complete search history.

(56) **References Cited**

U.S. PATENT DOCUMENTS

D154,847 S * 8/1949 Harkless 114/65 R
D162,266 S * 2/1951 Wiggins, Jr. 114/57

D176,513 S * 1/1956 Hamilton, Jr. D12/315
D183,927 S * 11/1958 Hammond D12/315
2,992,444 A * 7/1961 Schuler B63B 7/00
114/61.18
D192,397 S * 3/1962 Cohen D12/315
D193,817 S * 10/1962 Luger et al. D12/315

(Continued)

FOREIGN PATENT DOCUMENTS

CN 304336424 * 10/2017
CN 306809715 * 9/2021

(Continued)

OTHER PUBLICATIONS

41' Full Cabin, announced in YouTube on Jan. 11, 2021 [online],
[Jul. 11, 2022], Available from the internet URL: https://www.youtube.com/watch?v=yL_1m6YVvKAE.*

Primary Examiner — Darlington Ly

Assistant Examiner — D. Ryan Tisdale

(74) *Attorney, Agent, or Firm* — Pilloff Passino &
Cosenza LLP; Martin J. Cosenza

(57) **CLAIM**

The ornamental design for a watercraft, as shown and described.

DESCRIPTION

FIG. 1 is a front view of the watercraft embodying our new design;

FIG. 2 is a top plan view thereof;

FIG. 3 is a right side view thereof;

FIG. 4 is a left side view thereof;

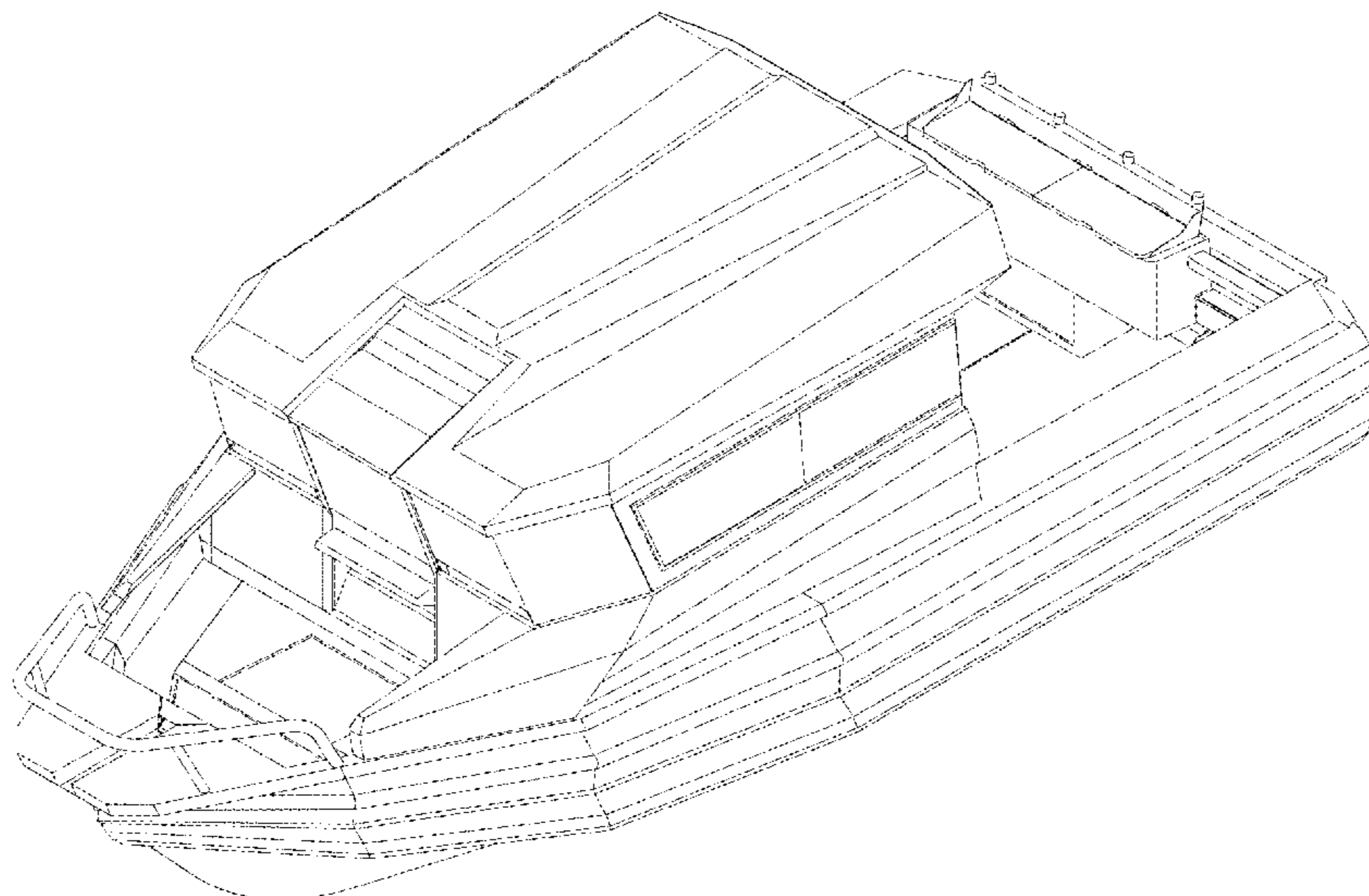
FIG. 5 is a rear view thereof;

FIG. 6 is a bottom plan view thereof;

FIG. 7 is a top, front and left side perspective view thereof;
and,

FIG. 8 is a top, rear and right side perspective view thereof.

1 Claim, 8 Drawing Sheets



US D983,119 S

Page 2

(56)

References Cited

U.S. PATENT DOCUMENTS

D196,764 S * 10/1963 Kramer D12/310
3,438,073 A * 4/1969 Brown B63B 19/02
114/361
D217,512 S * 5/1970 Schwartz D12/315
D219,556 S * 12/1970 Keenan D12/315
D223,219 S * 3/1972 Piker et al. D12/314
3,702,598 A * 11/1972 Szptyman B63B 1/20
D12/312
D226,239 S * 1/1973 Varner D12/312
D246,235 S * 11/1977 Livingston D12/314
D246,236 S * 11/1977 Livingston D12/314
D252,140 S * 6/1979 Pelkey D12/312
D304,571 S * 11/1989 Lindstrom D12/318
4,936,238 A * 6/1990 Childress B63B 3/08
114/77 R

D315,137 S * 3/1991 Runte D12/318
D334,376 S * 3/1993 McNeir D12/315
D388,761 S * 1/1998 Wilkinson D12/300
6,216,622 B1 * 4/2001 Lindstrom B63B 1/042
114/288
D442,909 S * 5/2001 Hickok D12/314
D840,910 S * 2/2019 Mattila D12/300
D849,964 S * 5/2019 Tremblay D12/318
D865,632 S * 11/2019 Brady D12/300
D877,683 S * 3/2020 Shirokikh D12/300

FOREIGN PATENT DOCUMENTS

KR 301080575.0000 * 10/2020
KR 301162438.0000 * 5/2022
KR 301169415.0000 * 6/2022
RU 00121683 * 9/2020

* cited by examiner

FIG.1

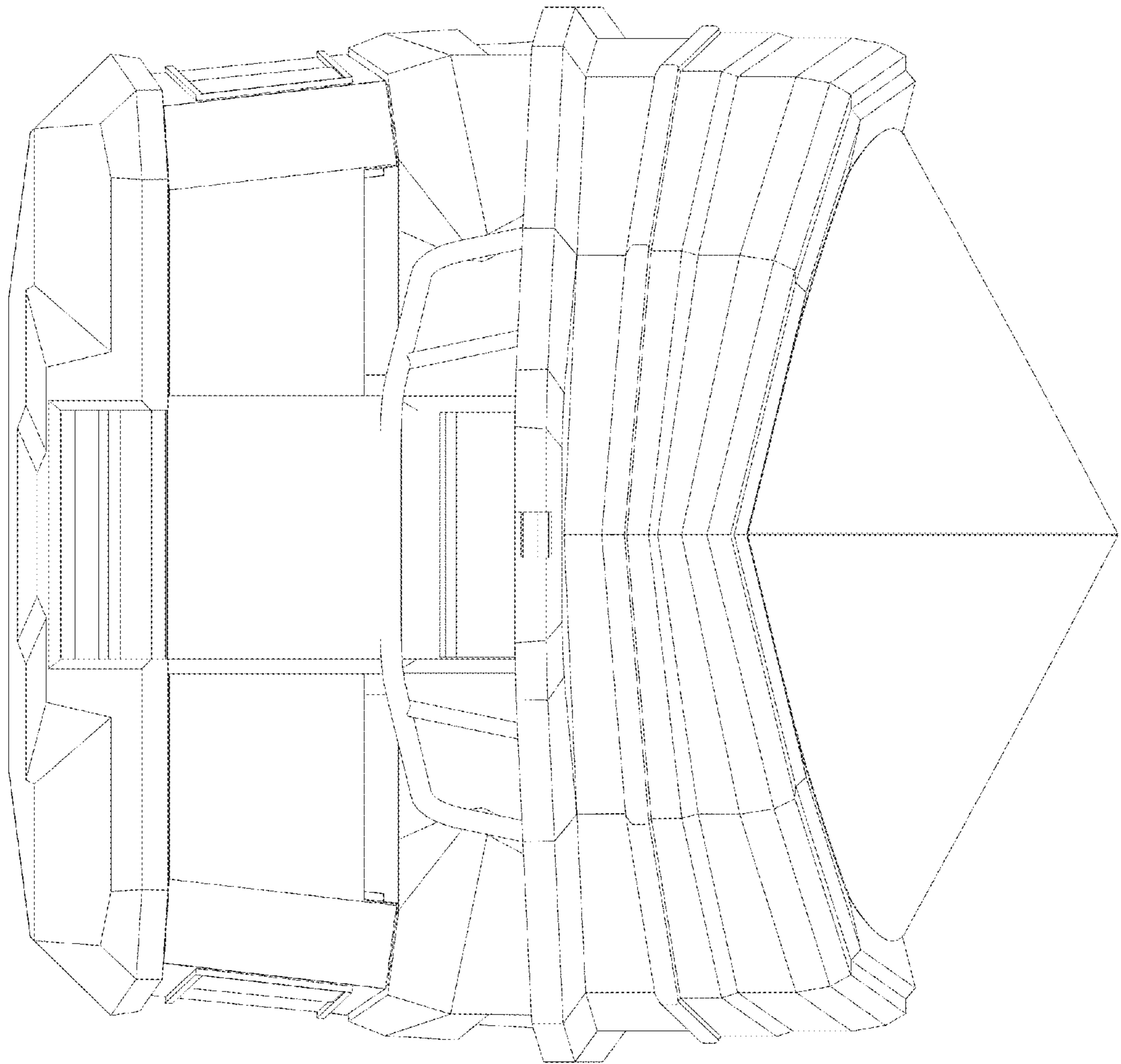


FIG. 2




FIG. 3




FIG.4




FIG.5

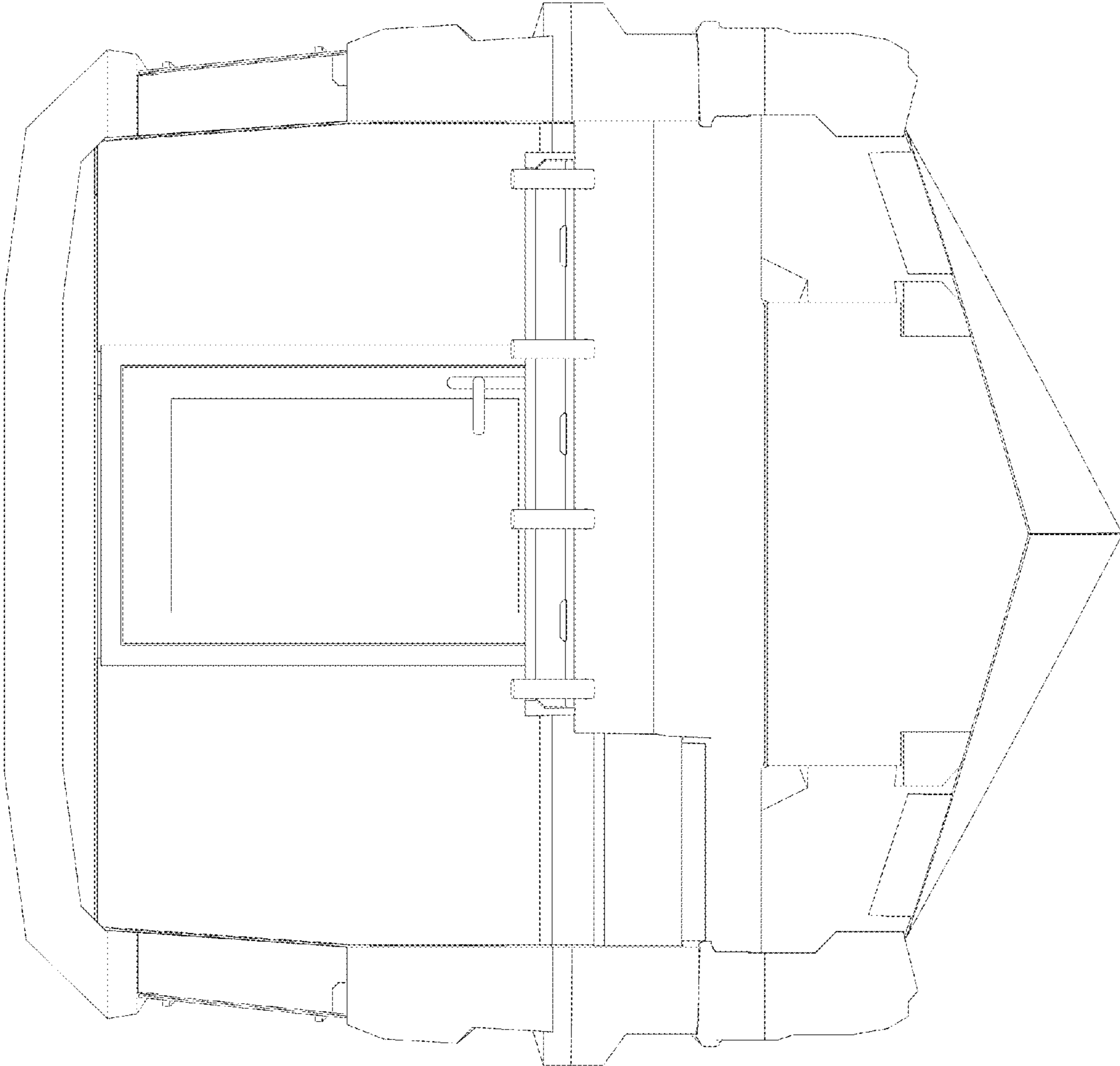


FIG.6

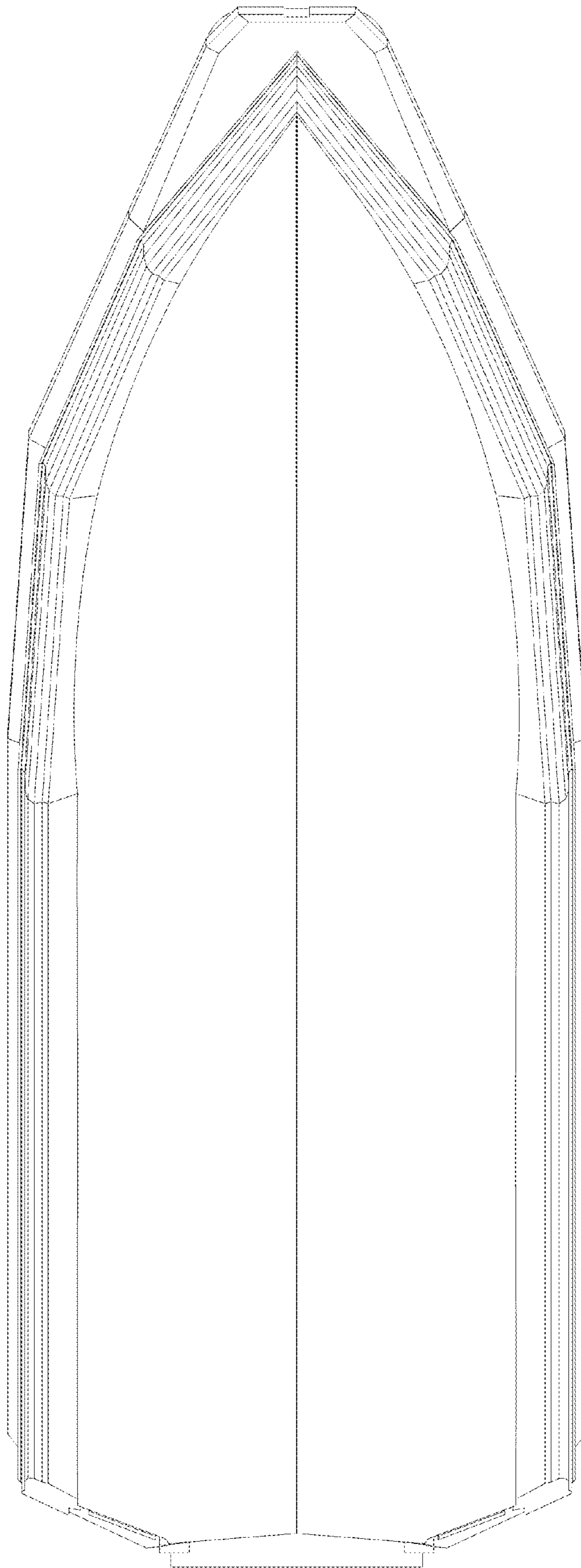


FIG. 7

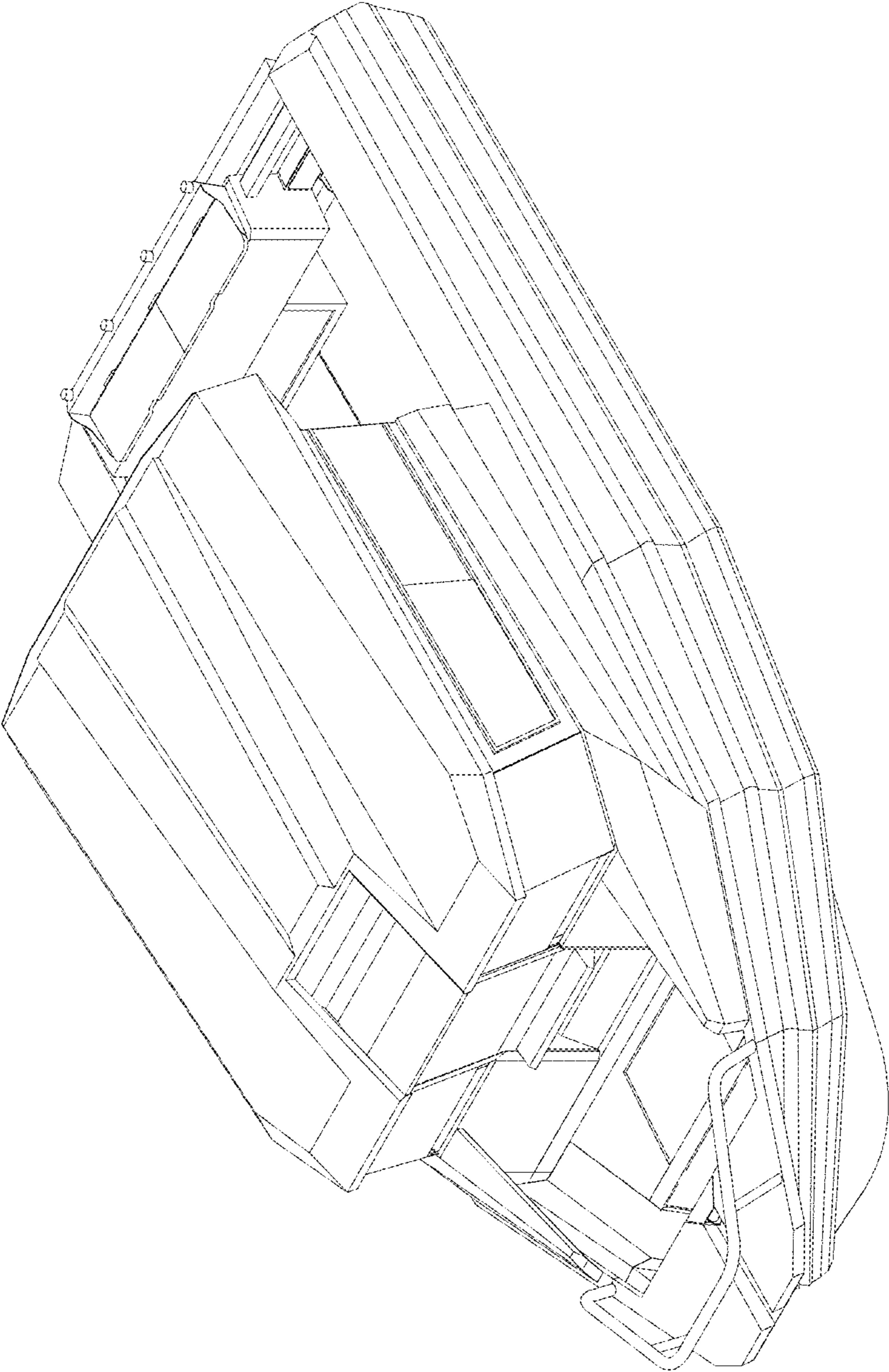


FIG. 8

