



US00D983117S

(12) **United States Design Patent** (10) **Patent No.:** **US D983,117 S**  
**Kamsvåg** (45) **Date of Patent:** **\*\* Apr. 11, 2023**

(54) **BOAT**

(56) **References Cited**

- (71) Applicant: **Ulstein Design & Solutions AS**,  
Ulsteinvik (NO)
- (72) Inventor: **Øyvind Gjerde Kamsvåg**, Ulsteinvik  
(NO)
- (73) Assignee: **ULSTEIN DESIGN & SOLUTIONS**  
**AS**, Ulsteinvik (NO)
- (\*\*) Term: **15 Years**
- (21) Appl. No.: **29/804,006**
- (22) Filed: **Aug. 17, 2021**

U.S. PATENT DOCUMENTS

D204,523	S	*	4/1966	Cole	.....	D12/315
D302,969	S	*	8/1989	Pipkorn	.....	D12/313
D400,156	S	*	10/1998	Duvenage	.....	D12/313
6,708,642	B1	*	3/2004	Taylor	.....	B63B 1/285 114/291
D691,546	S	*	10/2013	Yamamoto	.....	D12/300
D736,139	S	*	8/2015	Smith	.....	D12/300
D738,283	S	*	9/2015	Metrot	.....	D12/300
D738,284	S	*	9/2015	Okuyama	.....	D12/300
D739,331	S	*	9/2015	Munson	.....	D12/310
D770,963	S	*	11/2016	Demaria	.....	D12/300
D770,964	S	*	11/2016	Wagener	.....	D12/300
D775,054	S	*	12/2016	Lakin	.....	D21/310
D802,515	S	*	11/2017	Yi	.....	D12/300
D812,543	S	*	3/2018	Yi	.....	D12/300

(Continued)

**Related U.S. Application Data**

- (63) Continuation of application No. 35/508,749, filed on Aug. 6, 2019 (U.S. filing date under 35 U.S.C. 384), and having an international filing date of Aug. 6, 2019, now abandoned.

*Primary Examiner* — Darlington Ly

(74) *Attorney, Agent, or Firm* — Knobbe, Martens, Olson & Bear, LLP

(30) **Foreign Application Priority Data**

Feb. 6, 2019 (NO) ..... 20190070

(51) **LOC (14) Cl.** ..... **12-06**

(52) **U.S. Cl.**  
USPC ..... **D12/300**

(58) **Field of Classification Search**

USPC ..... D12/300, 303, 304, 306, 307, 308, 310,  
D12/312, 313, 314, 315, 316, 317, 318,  
D12/413; D21/542-544, 547

CPC ..... B63B 1/00; B63B 1/042; B63B 1/125;  
B63B 7/00; B63B 34/10; B63B 34/14;  
B63H 8/00; B63H 9/00

See application file for complete search history.

(57) **CLAIM**

The ornamental design for a boat, as shown and described.

**DESCRIPTION**

FIG. 1 is a top plan view of a boat, embodying my new design;

FIG. 2 is a top, front, and left side perspective view thereof;

FIG. 3 is a top, rear, and right side perspective view thereof;

FIG. 4 is a bottom plan view thereof;

FIG. 5 is a rear elevation view thereof;

FIG. 6 is a front elevation view thereof;


FIG. 7 is a top, rear, and left side perspective view thereof;

FIG. 8 is a top, front, and right side perspective view thereof;

FIG. 9 is a right side elevation view thereof; and,

FIG. 10 is a left side elevation view thereof.

**1 Claim, 10 Drawing Sheets**



(56)

**References Cited**

U.S. PATENT DOCUMENTS

D818,418	S	*	5/2018	Mattila	.....	D12/300
D826,832	S	*	8/2018	Mattila	.....	D12/300
D826,835	S	*	8/2018	Mattila	.....	D12/300
D826,837	S	*	8/2018	Mattila	.....	D12/300
D833,955	S	*	11/2018	Örneblad	.....	D12/311
D840,910	S	*	2/2019	Matti	.....	D12/300
D848,347	S	*	5/2019	Matti	.....	D12/300
D872,002	S	*	1/2020	Kobylko	.....	D12/300
D877,683	S	*	3/2020	Shirokikh	.....	D12/300
10,717,497	B2	*	7/2020	Yoder	.....	B63B 1/14
D904,278	S	*	12/2020	Jämsén	.....	D12/314
10,858,070	B2	*	12/2020	Kalil	.....	B63B 3/46

\* cited by examiner

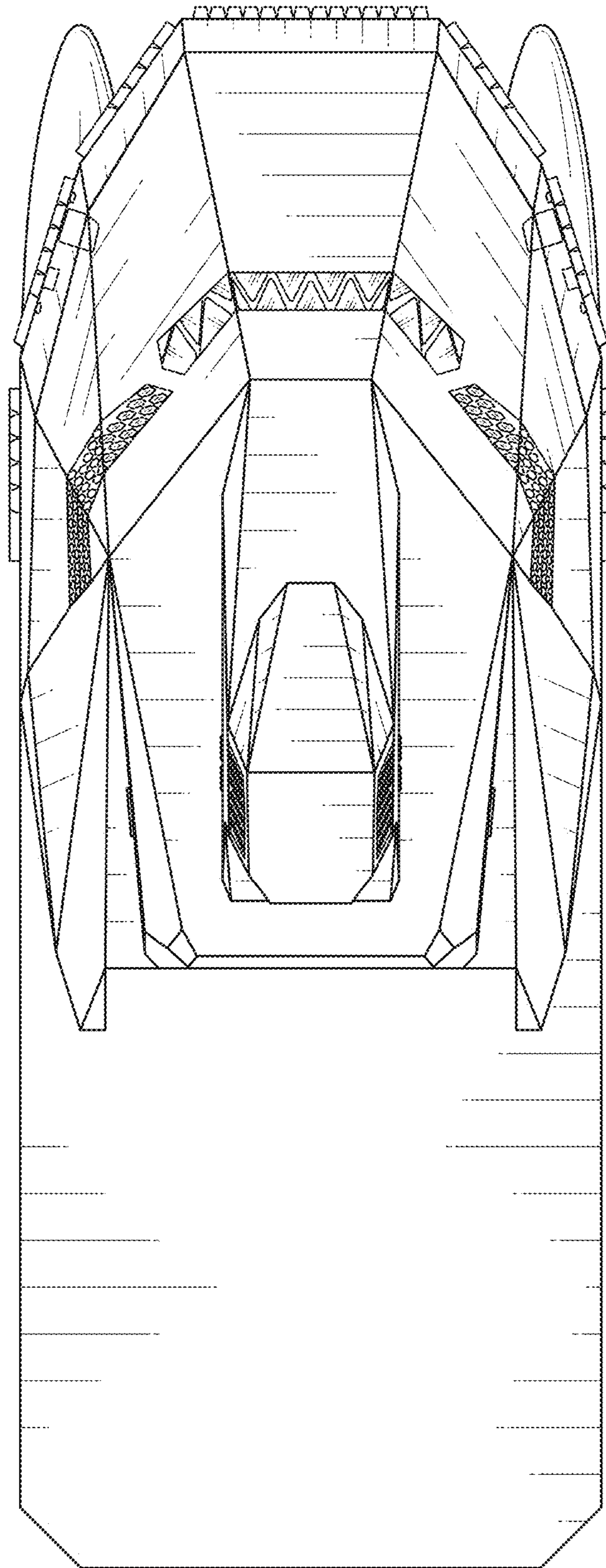


FIG. 1

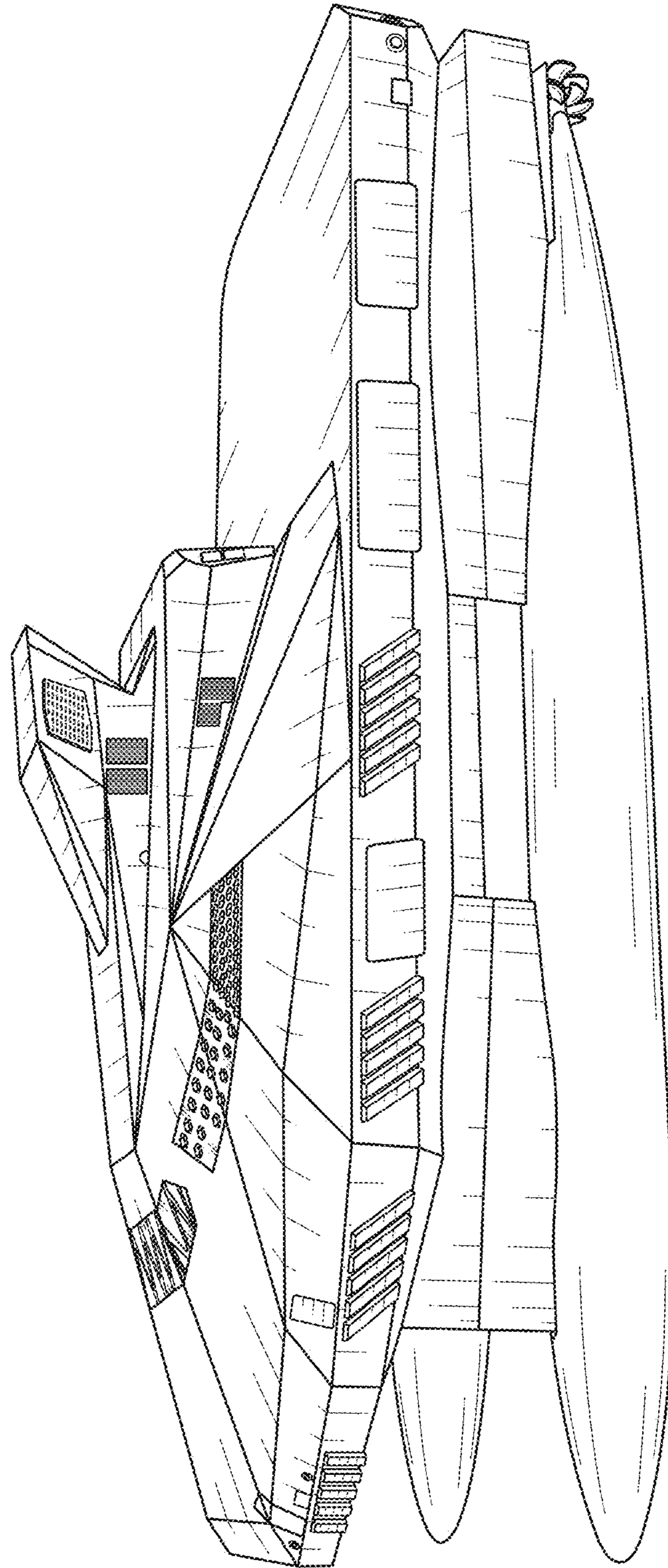


FIG. 2

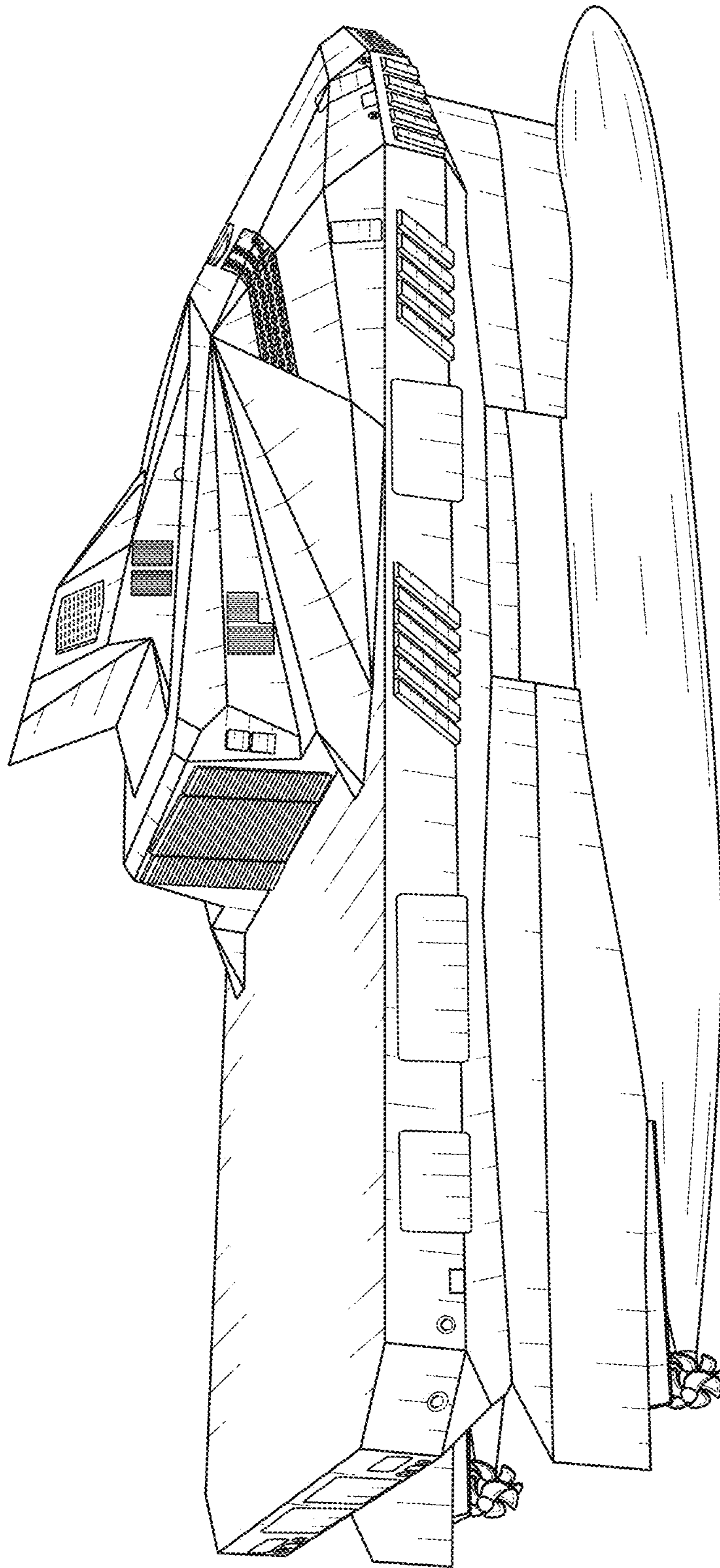


FIG. 3

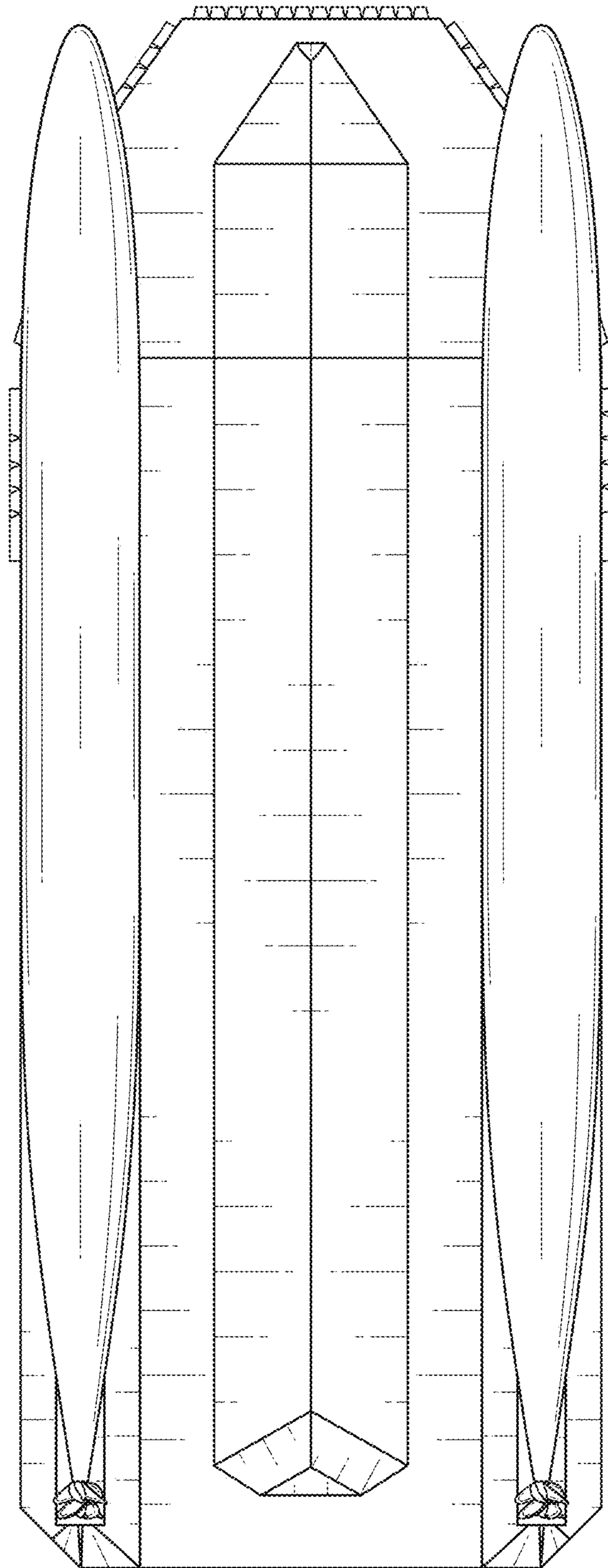


FIG. 4

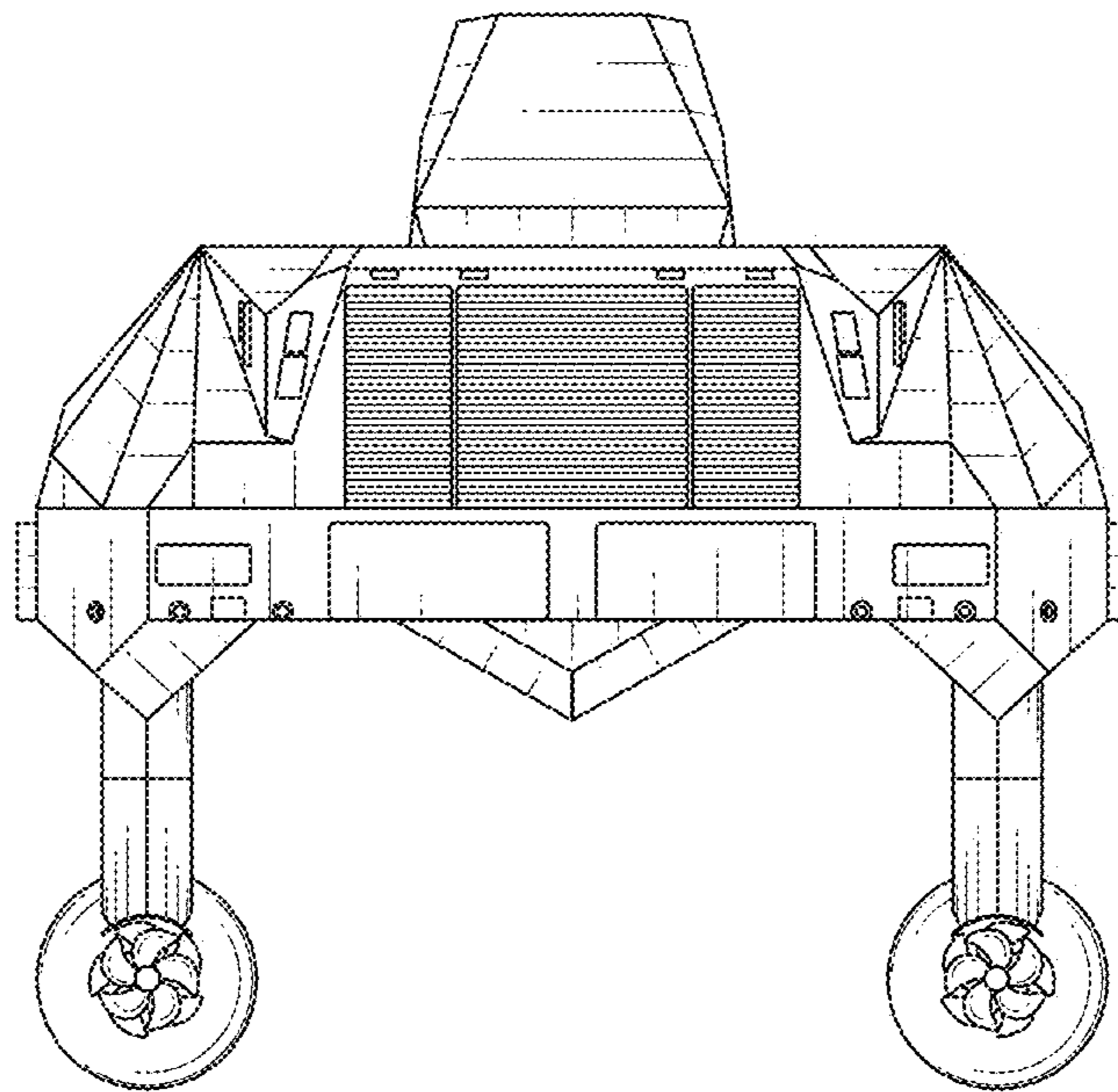


FIG. 5

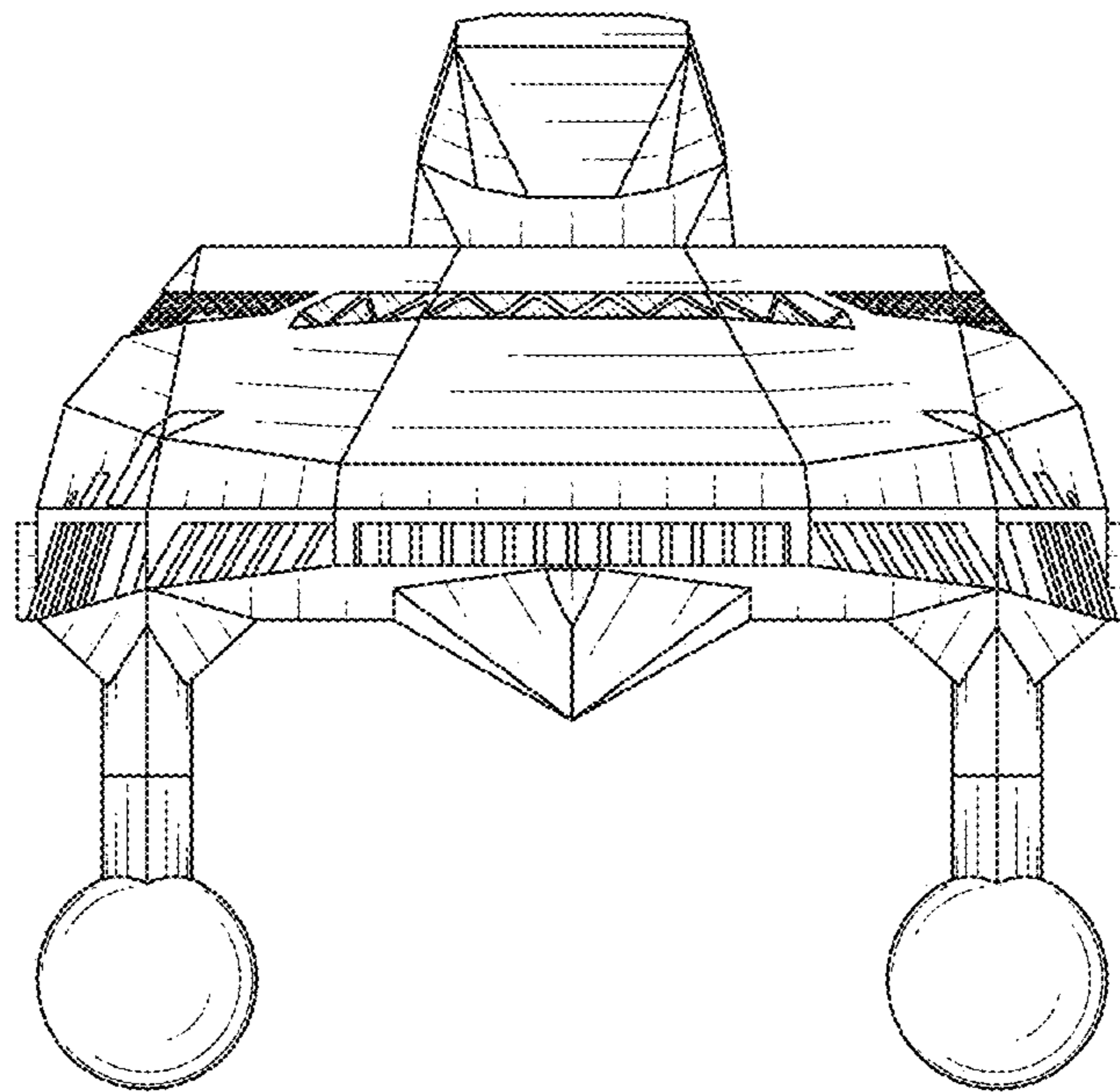


FIG. 6



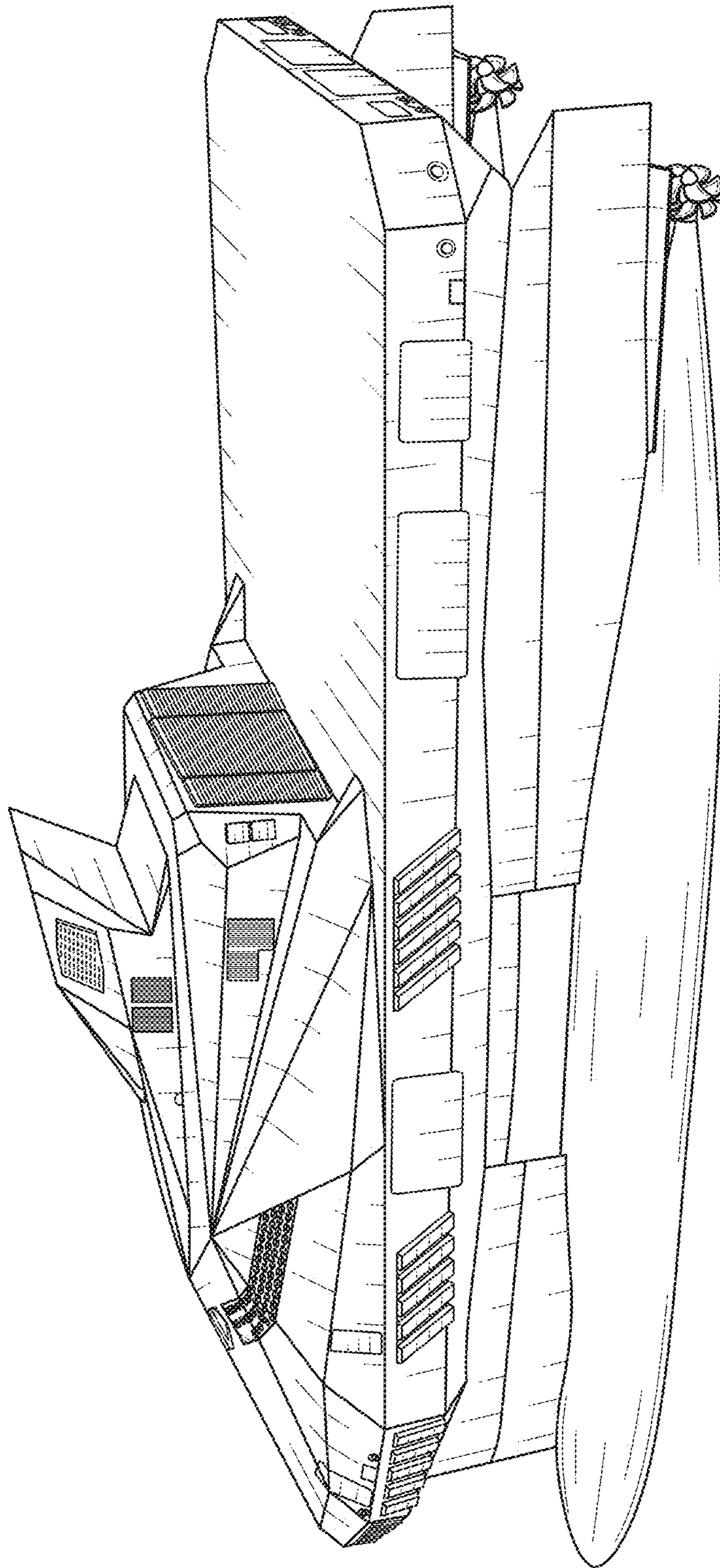


FIG. 7

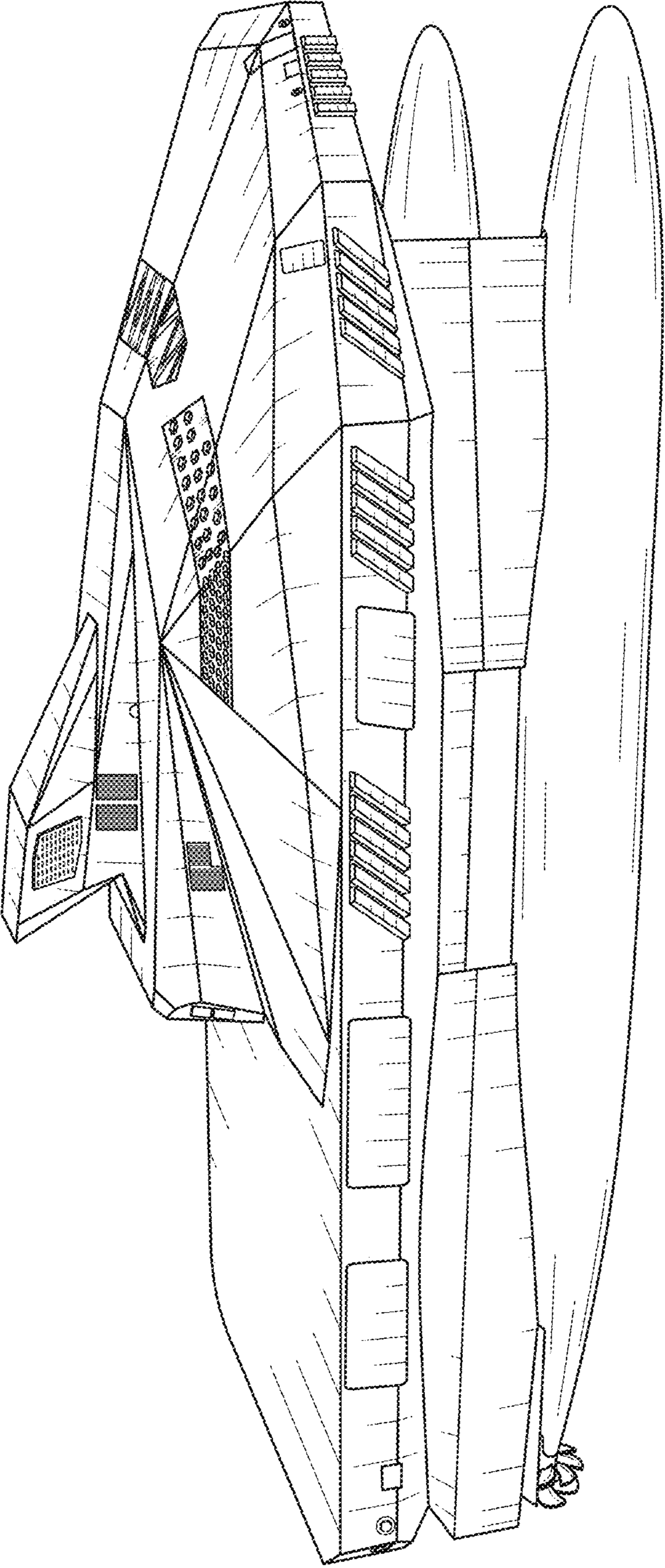


FIG. 8

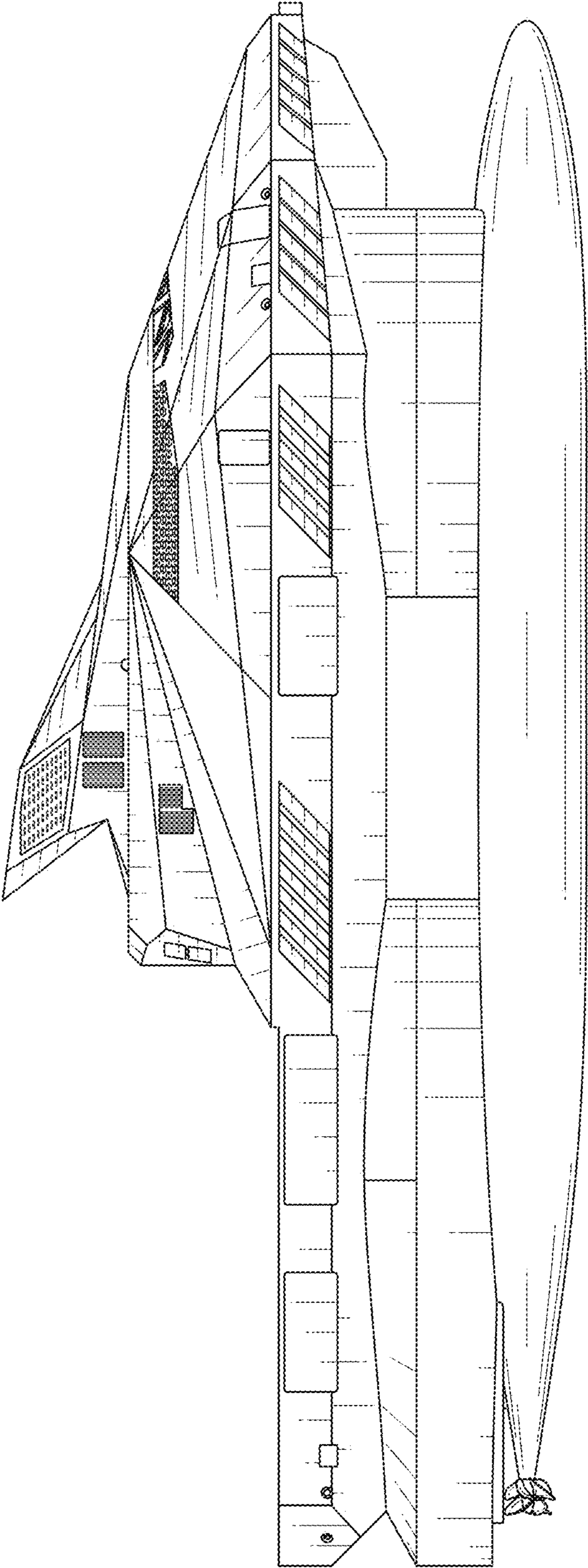


FIG. 9

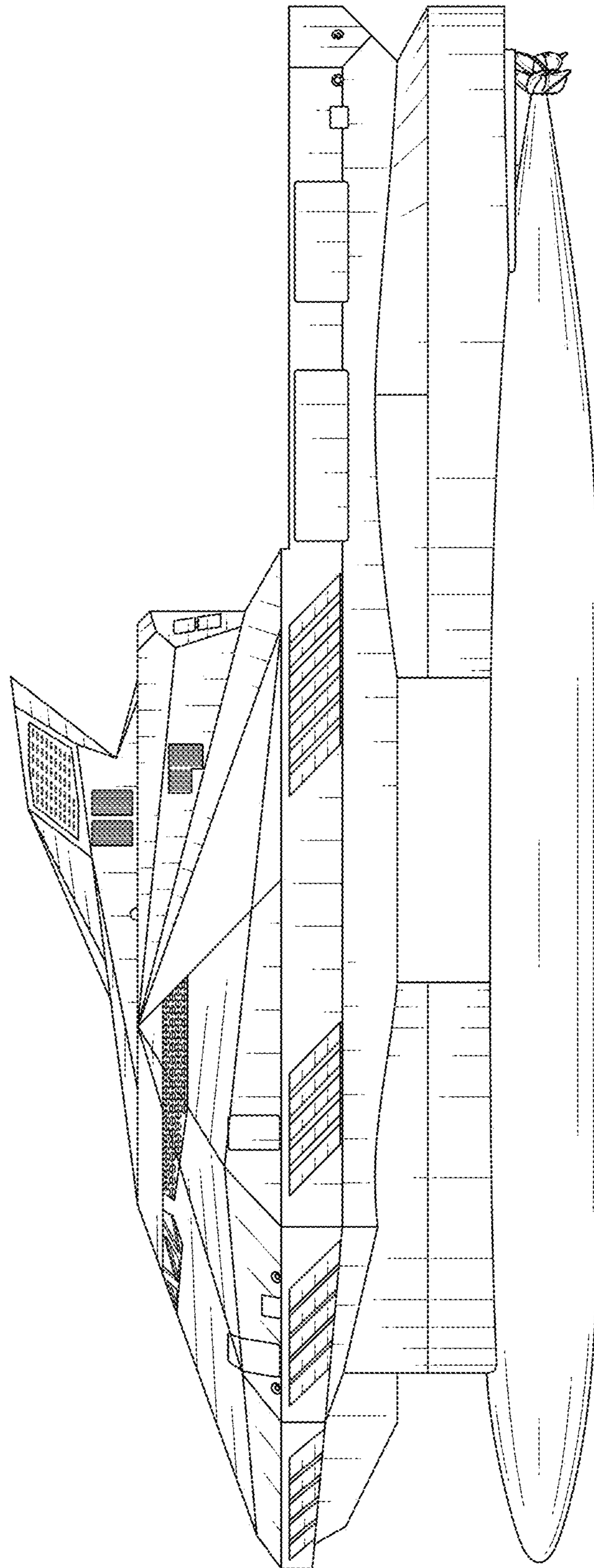


FIG. 10