



US00D983109S

(12) **United States Design Patent** (10) **Patent No.:** **US D983,109 S**
Hoste et al. (45) **Date of Patent:** **** Apr. 11, 2023**

- (54) **VEHICLE REAR BUMPER**
- (71) Applicant: **Rivian IP Holdings, LLC**, Plymouth, MI (US)
- (72) Inventors: **Paul Hoste**, White Lake, MI (US);
Luke James Mack, Newport Beach, CA (US)
- (73) Assignee: **Rivian IP Holdings, LLC**, Plymouth, MI (US)
- (**) Term: **15 Years**
- (21) Appl. No.: **29/850,831**
- (22) Filed: **Aug. 23, 2022**

D875,625 S *	2/2020	Wheel	D12/169
D877,009 S *	3/2020	Luke	D12/169
D890,037 S *	7/2020	Mack	D12/169
D890,038 S *	7/2020	Hoste	D12/169
D890,644 S *	7/2020	Hoste	D12/169
D919,508 S	5/2021	Piaskowski et al.	
D919,509 S	5/2021	Piaskowski et al.	
D924,745 S *	7/2021	Iida	D12/169
D925,413 S *	7/2021	Wakabayashi	D12/169
D947,084 S *	3/2022	Hoste	D12/169
D947,730 S	4/2022	Hoste et al.	
D947,731 S *	4/2022	Hoste	D12/169
D958,018 S *	7/2022	Murabayashi	D12/169
D964,231 S *	9/2022	Hoste	D12/169
D964,232 S *	9/2022	Hoste	D12/169
D964,233 S *	9/2022	Hoste	D12/169
D964,234 S *	9/2022	Hoste	D12/169

* cited by examiner

Primary Examiner — Melody N Brown

(74) *Attorney, Agent, or Firm* — Haley Guiliano LLP

Related U.S. Application Data

- (63) Continuation of application No. 29/828,168, filed on Feb. 24, 2022, now Pat. No. Des. 964,234, which is a continuation of application No. 29/756,290, filed on Oct. 27, 2020, now Pat. No. Des. 947,084.
- (51) **LOC (14) Cl.** **12-16**
- (52) **U.S. Cl.**
USPC **D12/169**
- (58) **Field of Classification Search**
USPC D12/169, 196, 86, 90–92, 163, 190, 98,
D12/164; 293/102, 113, 115, 117, 120,
293/193.11; 296/180.1, 180.2
CPC B60R 19/02; B60R 19/04; B62D 25/08
See application file for complete search history.

(57) **CLAIM**

The ornamental design for a vehicle rear bumper, as shown and described.

DESCRIPTION

FIG. 1 is a front elevational view of a vehicle rear bumper showing our new design;
 FIG. 2 is a bottom plan view thereof;
 FIG. 3 is an enlarged left side elevational view thereof, the right side view being a mirror image thereof;
 FIG. 4 is a top, front and right side perspective view thereof; and,
 FIG. 5 is a bottom, front and right side perspective view thereof.


The bottom portion of the vehicle rear bumper shown faded out in a de-emphasized and halftone form surrounded by broken lines representing a boundary are for environmental and illustrative purposes that do not form no part of the claimed design.

(56) **References Cited**

U.S. PATENT DOCUMENTS

D852,691 S *	7/2019	Tovey	D12/169
D856,865 S *	8/2019	Hatton	D12/169
D860,894 S *	9/2019	Greuer	D12/196
D864,803 S *	10/2019	Sakai	D12/169
D868,647 S *	12/2019	Buck	D12/196

1 Claim, 5 Drawing Sheets






FIG. 1




FIG. 2




FIG. 3




FIG. 4



FIG. 5