



US00D983107S

(12) **United States Design Patent** (10) **Patent No.:** **US D983,107 S**
Hoste et al. (45) **Date of Patent:** **** Apr. 11, 2023**

(54) **VEHICLE REAR BUMPER**
(71) Applicant: **Rivian IP Holdings, LLC**, Plymouth, MI (US)
(72) Inventors: **Paul Hoste**, White Lake, MI (US); **Luke James Mack**, Newport Beach, CA (US)
(73) Assignee: **Rivian IP Holdings, LLC**, Plymouth, MI (US)
(**) Term: **15 Years**

D868,647 S * 12/2019 Buck D12/196
D875,625 S * 2/2020 Wheel D12/169
D877,009 S * 3/2020 Luke D12/169
D890,037 S * 7/2020 Mack D12/169
D890,644 S * 7/2020 Hoste D12/169
D919,508 S 5/2021 Piaskowski et al.
D919,509 S 5/2021 Piaskowski et al.
D924,745 S * 7/2021 Iida D12/169
D925,413 S * 7/2021 Wakabayashi D12/169
D947,084 S 3/2022 Hoste et al.
D947,731 S * 4/2022 Hoste D12/169
D958,018 S * 7/2022 Murabayashi D12/169
D964,232 S * 9/2022 Hoste D12/169
D964,233 S * 9/2022 Hoste D12/169
D964,234 S * 9/2022 Hoste D12/169

* cited by examiner

(21) Appl. No.: **29/850,828**
(22) Filed: **Aug. 23, 2022**

Primary Examiner — Melody N Brown
(74) *Attorney, Agent, or Firm* — Haley Guiliano LLP

Related U.S. Application Data

(63) Continuation of application No. 29/828,166, filed on Feb. 24, 2022, now Pat. No. Des. 964,232, which is a continuation of application No. 29/755,518, filed on Oct. 21, 2020, now Pat. No. Des. 947,730.

(57) **CLAIM**

The ornamental design for a vehicle rear bumper, as shown and described.


(51) **LOC (14) Cl.** **12-16**
(52) **U.S. Cl.**
USPC **D12/169**
(58) **Field of Classification Search**
USPC D12/169, 196, 86, 90-92, 163, 190, 98, D12/164; 293/102, 113, 115, 117, 120, 293/193.11; 296/180.1, 180.2
CPC B60R 19/02; B60R 19/04; B62D 25/08
See application file for complete search history.

DESCRIPTION

FIG. 1 is a front elevational view of a vehicle rear bumper showing our new design;
FIG. 2 is a bottom plan view thereof;
FIG. 3 is an enlarged left side elevational view thereof, the right side view being a mirror image thereof;
FIG. 4 is a top, front and right side perspective view thereof; and,
FIG. 5 is a bottom, front and right side perspective view thereof.
The bottom portion of the vehicle rear bumper shown faded out in a de-emphasized and halftone form surrounded by broken lines representing a boundary are for environmental and illustrative purposes that do not form no part of the claimed design.

(56) **References Cited**
U.S. PATENT DOCUMENTS
D852,691 S * 7/2019 Tovey D12/169
D856,865 S * 8/2019 Hatton D12/169
D860,894 S * 9/2019 Grewer D12/196
D864,803 S * 10/2019 Sakai D12/169

1 Claim, 5 Drawing Sheets






FIG. 1




FIG. 2



FIG. 3



FIG. 4



FIG. 5