



US00D983105S

(12) **United States Design Patent** (10) **Patent No.:** **US D983,105 S**
Garcia et al. (45) **Date of Patent:** **** Apr. 11, 2023**

(54) **VEHICLE BUMPER**
(71) Applicant: **PACCAR Inc**, Bellevue, WA (US)
(72) Inventors: **Victor Garcia**, Aubrey, TX (US); **Reed Greenwood**, Bellevue, WA (US); **Quentin Vanderlaan**, Prosper, TX (US); **Brad Powell**, Corinth, TX (US); **Jon Forrest Acton**, Fort Worth, WA (US)

D391,212 S 2/1998 Meryman et al.
D403,636 S 1/1999 Meryman et al.
D411,494 S 6/1999 Meryman et al.
D423,429 S 4/2000 Hickman et al.
D429,669 S 8/2000 Cook et al.
D476,929 S 7/2003 Dozier et al.
D482,302 S 11/2003 Dozier et al.
D504,850 S 5/2005 Gunter et al.
D518,424 S 4/2006 Clark et al.
D519,067 S 4/2006 Steere et al.
D519,068 S 4/2006 Clark et al.

(Continued)

(73) Assignee: **PACCAR Inc**, Bellevue, WA (US)
(**) Term: **15 Years**

(21) Appl. No.: **29/827,388**

(22) Filed: **Feb. 18, 2022**

Related U.S. Application Data

(62) Division of application No. 29/751,607, filed on Sep. 22, 2020, now Pat. No. Des. 947,728.

(51) **LOC (14) Cl.** **12-16**

(52) **U.S. Cl.**
USPC **D12/169**

(58) **Field of Classification Search**
USPC D12/169, 163, 196, 86, 90-92;
296/180.1, 180.2; 293/102, 113, 115,
293/117, 120
CPC B60R 19/52; B60R 2019/25; B62D 25/084
See application file for complete search history.

(56) **References Cited**

U.S. PATENT DOCUMENTS

364,072 A 5/1887 Wightman
D307,254 S 4/1990 Koske et al.
D316,241 S 4/1991 Ray
D343,605 S 1/1994 Meryman
D364,371 S 11/1995 Ray et al.
D381,946 S 8/1997 Delashaw et al.

OTHER PUBLICATIONS

“T800,” Kenworth Truck Company, 2002, 32-page brochure.
(Continued)

Primary Examiner — Melody N Brown
(74) *Attorney, Agent, or Firm* — Seed IP Law Group LLP

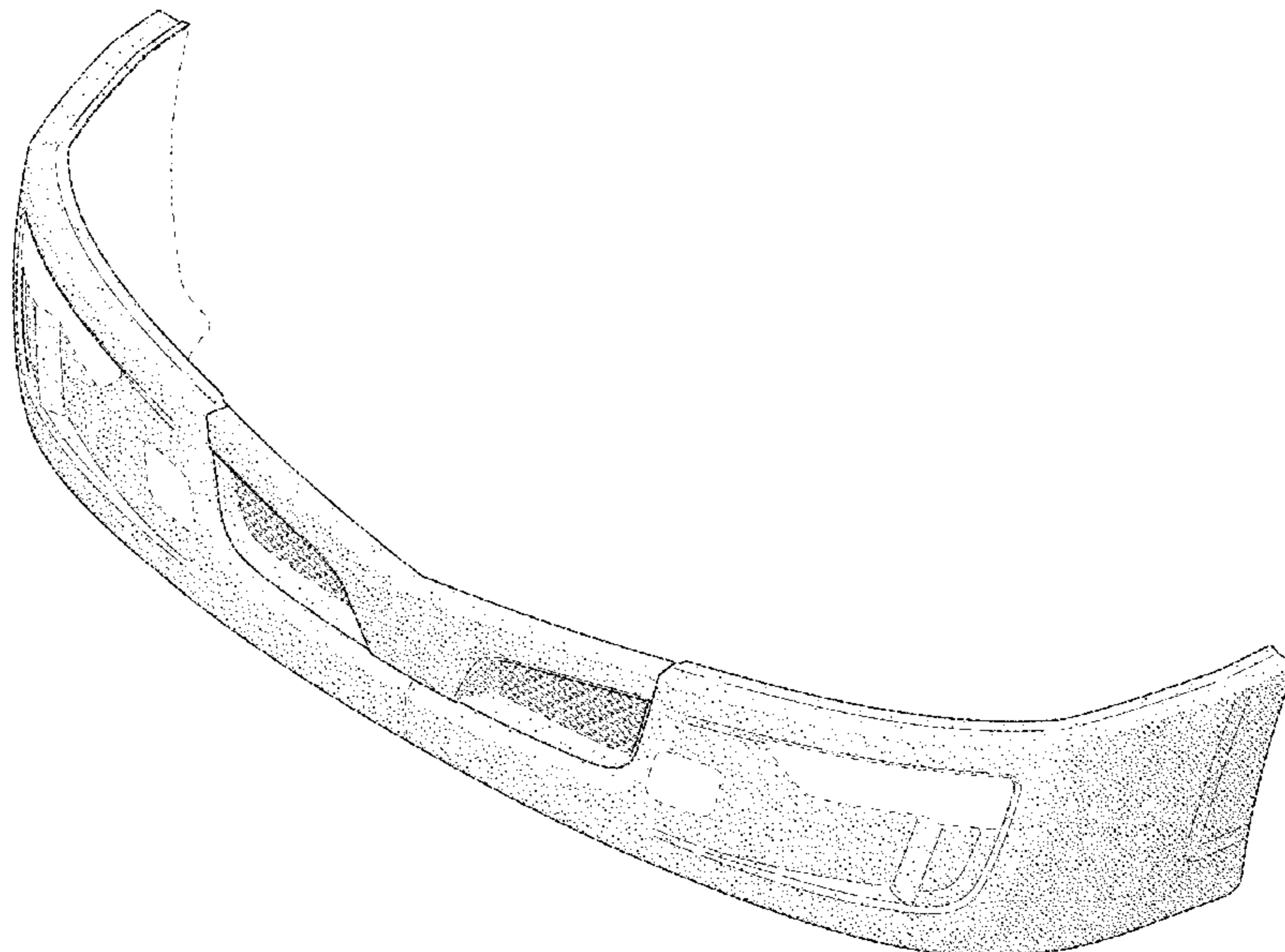
(57) **CLAIM**

The ornamental design for a vehicle bumper, as shown and described.

DESCRIPTION

FIG. 1 is a top, front and right side perspective view of a vehicle bumper showing our new design; FIG. 2 is a front elevational view thereof; FIG. 3 is a rear elevational view thereof; FIG. 4 is a left side elevational view thereof; FIG. 5 is a right side elevational view thereof; FIG. 6 is a top plan view thereof; and, FIG. 7 is a bottom plan view thereof. The stippling shading and tangency lines shown in the drawings represent the three-dimensional contours of the design, and are not intended to indication surface decoration. The broken lines shown in the drawings depict portions of the vehicle bumper that form no part of the claimed design.

1 Claim, 7 Drawing Sheets



(56)

References Cited

U.S. PATENT DOCUMENTS

D519,069 S	4/2006	Clark et al.	
D530,653 S	10/2006	Angelo et al.	
D531,940 S	11/2006	McCuller et al.	
D540,722 S	4/2007	Angelo et al.	
D545,248 S	6/2007	Angelo et al.	
D563,840 S	3/2008	Simons et al.	
D565,484 S	4/2008	Johnson et al.	
D584,664 S	1/2009	Johnson et al.	
D584,665 S	1/2009	Johnson et al.	
D621,752 S	8/2010	Angelo et al.	
D633,419 S	3/2011	Peltola et al.	
D647,013 S	10/2011	Ito et al.	
D653,999 S	2/2012	Peltola et al.	
D684,508 S	6/2013	Peltola et al.	
D686,545 S	7/2013	Peltola et al.	
D702,162 S	4/2014	Heilaneh et al.	
D704,107 S	5/2014	Peltola et al.	
D709,807 S	7/2014	Heilaneh et al.	
D710,767 S	8/2014	Heilaneh et al.	
D725,008 S	3/2015	Peltola et al.	
D740,730 S	10/2015	Peltola et al.	
D763,745 S	8/2016	Lee, IV et al.	
D805,007 S	* 12/2017	Villamizar	D12/169
D805,444 S	* 12/2017	Villamizar	D12/169
D805,447 S	* 12/2017	Villamizar	D12/169
D805,969 S	* 12/2017	Villamizar	D12/169
D805,970 S	* 12/2017	Villamizar	D12/169
D810,633 S	* 2/2018	Villamizar	D12/169
D810,634 S	* 2/2018	Villamizar	D12/169
D810,635 S	* 2/2018	Villamizar	D12/169
D810,636 S	* 2/2018	Villamizar	D12/169
D818,404 S	5/2018	Waterhouse et al.	
D818,898 S	5/2018	Anderson et al.	
D818,899 S	5/2018	Waterhouse et al.	
D818,902 S	5/2018	Anderson et al.	
D833,340 S	11/2018	Waterhouse et al.	
D868,646 S	12/2019	Cotner et al.	
D913,168 S	3/2021	Yoneyama	
D913,169 S	3/2021	Sahara	
D913,170 S	3/2021	Sugiyama	
D924,751 S	7/2021	Kaoud et al.	
D924,752 S	7/2021	Park et al.	
D927,371 S	8/2021	Duncan et al.	
D927,372 S	* 8/2021	Phan	D12/169
D947,728 S	* 4/2022	Garcia	D12/169
D947,729 S	* 4/2022	Garcia	D12/169

OTHER PUBLICATIONS

“T800,” Kenworth Truck Company, 2003, 32-page brochure.
 “T800,” Kenworth Truck Company, 2005, 28-page brochure.
 “T800,” Kenworth Truck Company, 2009, 28-page brochure.
 “T800B,” Kenworth Truck Company, 1993, 8-page brochure.
 Peterbilt Motors Company, “The Working Class,” Sep. 1976, 6-page brochure.
 “The World’s Best,” Kenworth Truck Company, 1992, 12-page brochure.
 “W900,” Kenworth Truck Company, 1996, 7-page brochure.
 “W900,” Kenworth Truck Company, 2002, 32-page brochure.
 “W900,” Kenworth Truck Company, 2005, 32-page brochure.
 “W900,” Kenworth Truck Company, 2009, 28-page brochure.
 Kenworth Truck Company, “W900L AeroCab,” 1994, 2-page brochure.
 Kenworth Truck Company, “AeroCab,” 1993, 6-page brochure.
 “AeroCab,” Kenworth Truck Company, as early as 1995, 3-page brochure.

“C500B,” Kenworth Truck Company, as early as 1990, 4-page brochure.
 Peterbilt Motors Company, “Class Pays, Medium Duty,” Sep. 2000, 12-page brochure.
 “Class Pays, Truck Models,” Peterbilt Motors Company, Mar. 2005, 24-page brochure.
 “Class Pays,” Peterbilt Motors Company, Nov. 1998, 10-page brochure.
 Peterbilt Motors Company, “Class Pays,” Sep. 1997, 10-page brochure.
 “Class Pays, Construction Trucks,” Peterbilt Motors Company, Nov. 2003, 16-page brochure.
 “Kenworth Truck Models,” Kenworth Truck Company, 2010, 16-page brochure.
 Peterbilt Motors Company, “Model 330,” Oct. 1997, 3-page brochure.
 Peterbilt Motors Company, “Model 379,” Apr. 2005, 2-page brochure.
 Peterbilt Motors Company, “Model 379,” Mar. 1996, 5-page brochure.
 Peterbilt Motors Company, “Rest with Class,” Apr. 1978, 4-page brochure.
 “T170 Class 5,” Kenworth Truck Company, 2008, 4-page brochure.
 “T270 Class 6 and T370 Class 7,” Kenworth Truck Company, 2008, 6-page brochure.
 “T270 Class 6 and T370 Class 7,” Kenworth Truck Company, 2009, 6-page brochure.
 “T270 Class 6 and T370 Class 7 Hybrid,” Kenworth Truck Company, 2009, 6-page brochure.
 “T680,” Kenworth Truck Company, 2013, 34-page brochure.
 “T680,” Kenworth Truck Company, 2016, 34-page brochure.
 “T880,” Kenworth Truck Company, 2017, 32-page brochure.
 “Model 579,” Peterbilt Motors Company, Oct. 2013, 13-page brochure.
 “Medium Duty,” Peterbilt Motors Company, 2013, 9-page brochure.
 “On-Highway,” Peterbilt Motors Company, 2013, 13-page brochure.
 “Vocational,” Peterbilt Motors Company, 2013, 11-page brochure.
 “T440,” Kenworth Truck Company, 2010, 6-page brochure.
 “T470,” Kenworth Truck Company, 2010, 6-page brochure.
 “T470H,” Kenworth Truck Company, 2009, 2-page brochure.
 “Model 220,” Peterbilt Motors Company, 2019, 2-page brochure.
 “220EV,” Peterbilt Motors Company, 2020, 5-page brochure.
 “Model 337,” Peterbilt Motors Company, 2020, 2-page brochure.
 “Model 389,” Peterbilt Motors Company, 2019, 2-page brochure.
 “Model 348,” Peterbilt Motors Company, 2019, 2-page brochure.
 “Model 520,” Peterbilt Motors Company, 2019, 2-page brochure.
 “Model 567,” Peterbilt Motors Company, 2020, 16-page brochure.
 “567 Heritage,” Peterbilt Motors Company, 2017, 2-page brochure.
 “Model 579,” Peterbilt Motors Company, 2019, 28-page brochure.
 “C500,” Kenworth Truck Company, 2012, 2-page brochure.
 “T680,” Kenworth Truck Company, 2019, 40-page brochure.
 “T800,” Kenworth Truck Company, 2012, 28-page brochure.
 “T440/T470,” Kenworth Truck Company, 2015, 8-page brochure.
 “K270E/K370E,” Kenworth Truck Company, 2020, 4-page brochure.
 “T270/T370,” Kenworth Truck Company, 2019, 16-page brochure.
 “K270/K370,” Kenworth Truck Company, 2014, 12-page brochure.
 “W990,” Kenworth Truck Company, 2018, 32-page brochure.
 “T880,” Kenworth Truck Company, 2019, 36-page brochure.
 “Model 367,” Peterbilt Motors Company, <https://www.peterbilt.com/trucks/vocational/model-367>, retrieved Nov. 20, 2020, 12 pages.
 “Model 365,” Peterbilt Motors Company, <https://www.peterbilt.com/trucks/vocational/model-365>, retrieved Nov. 20, 2020, 11 pages.
 “Model 325,” Peterbilt Motors Company, <https://www.peterbilt.com/trucks/medium-duty/model-325>, retrieved Nov. 20, 2020, 12 pages.

* cited by examiner

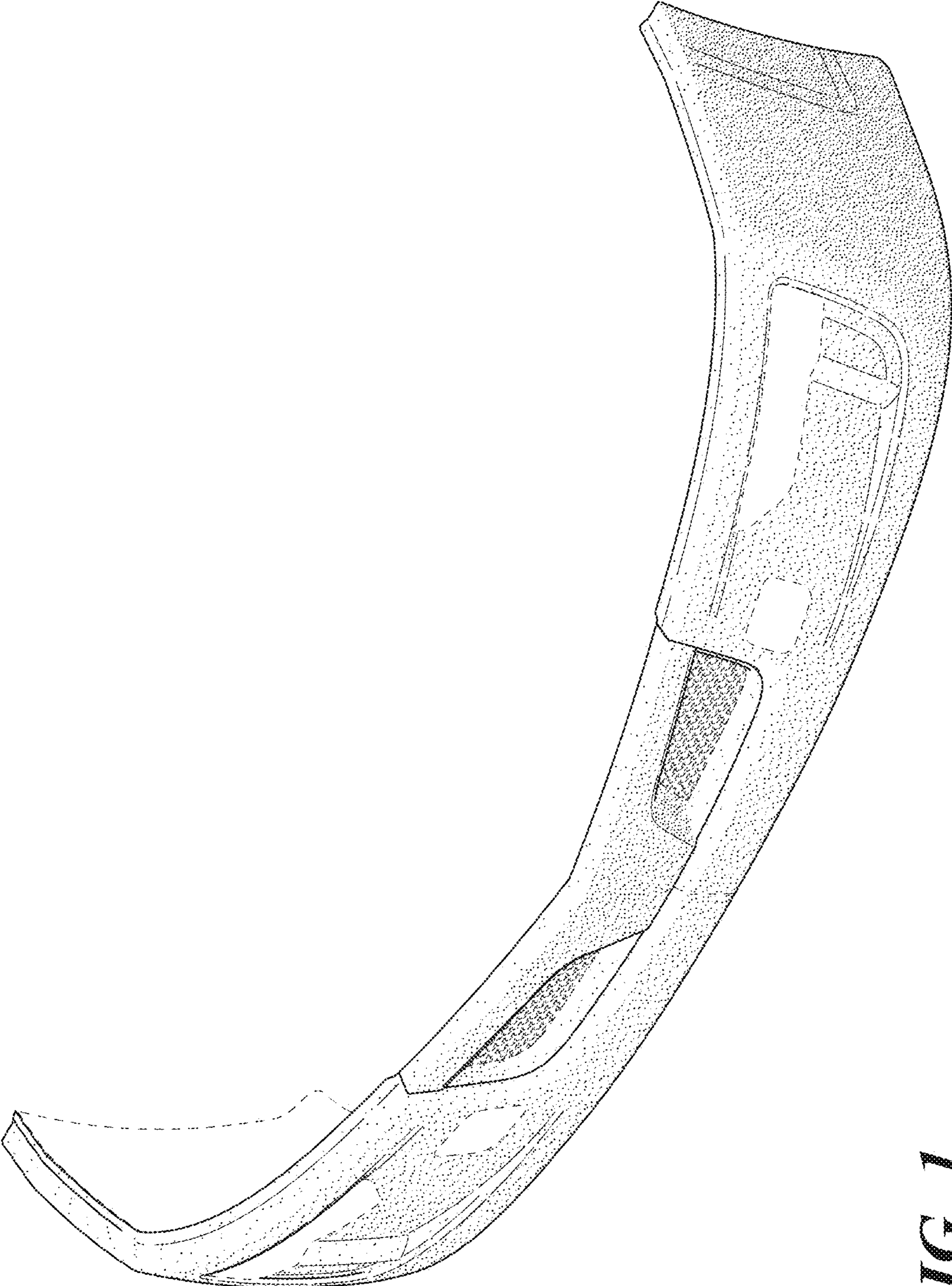


FIG. 1

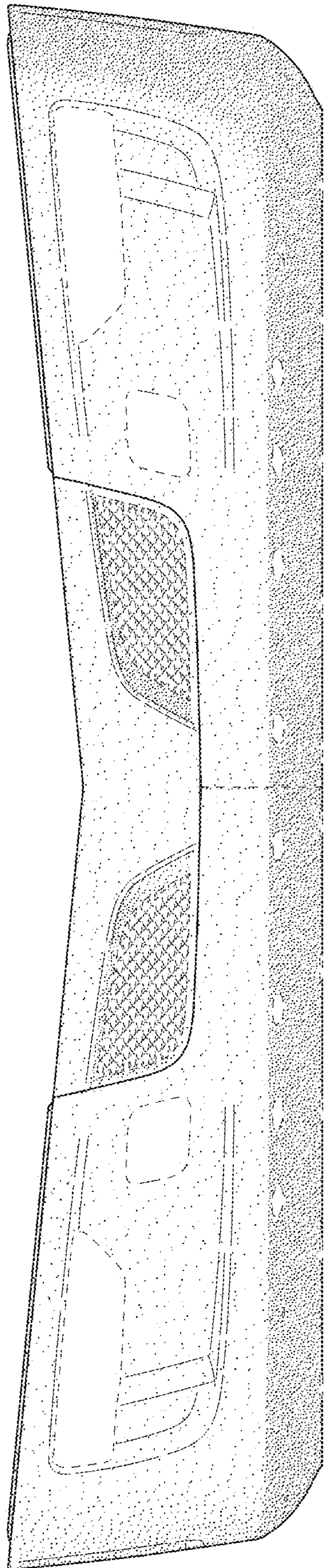


FIG. 2

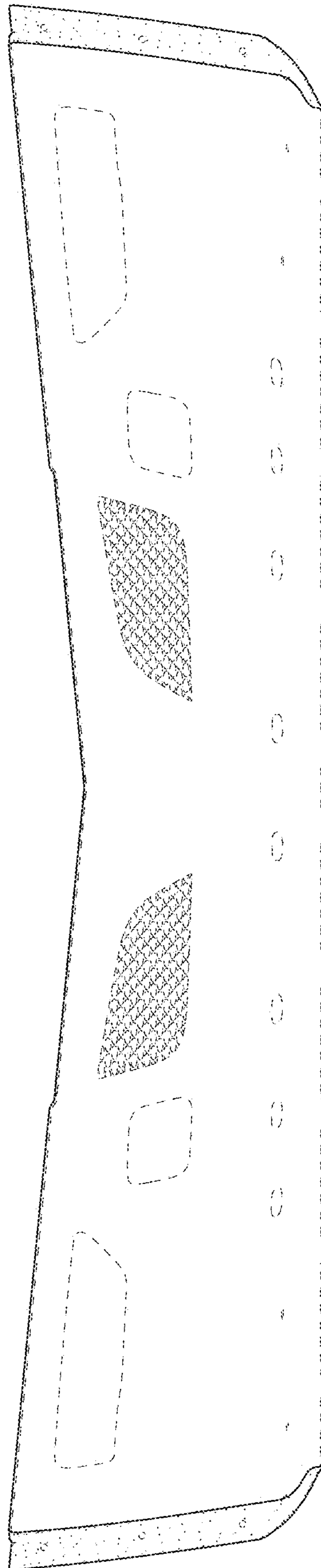


FIG. 3

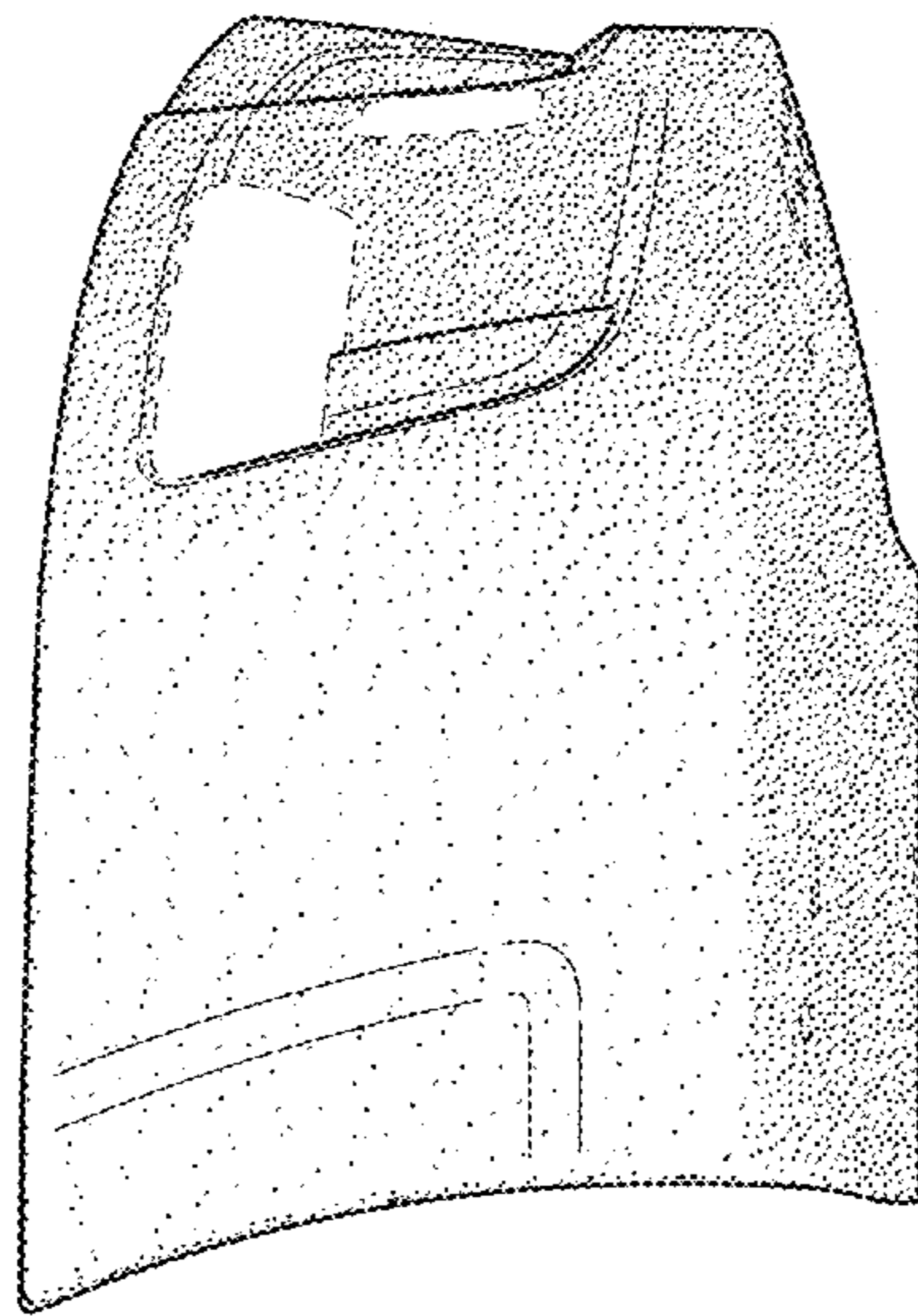


FIG. 4

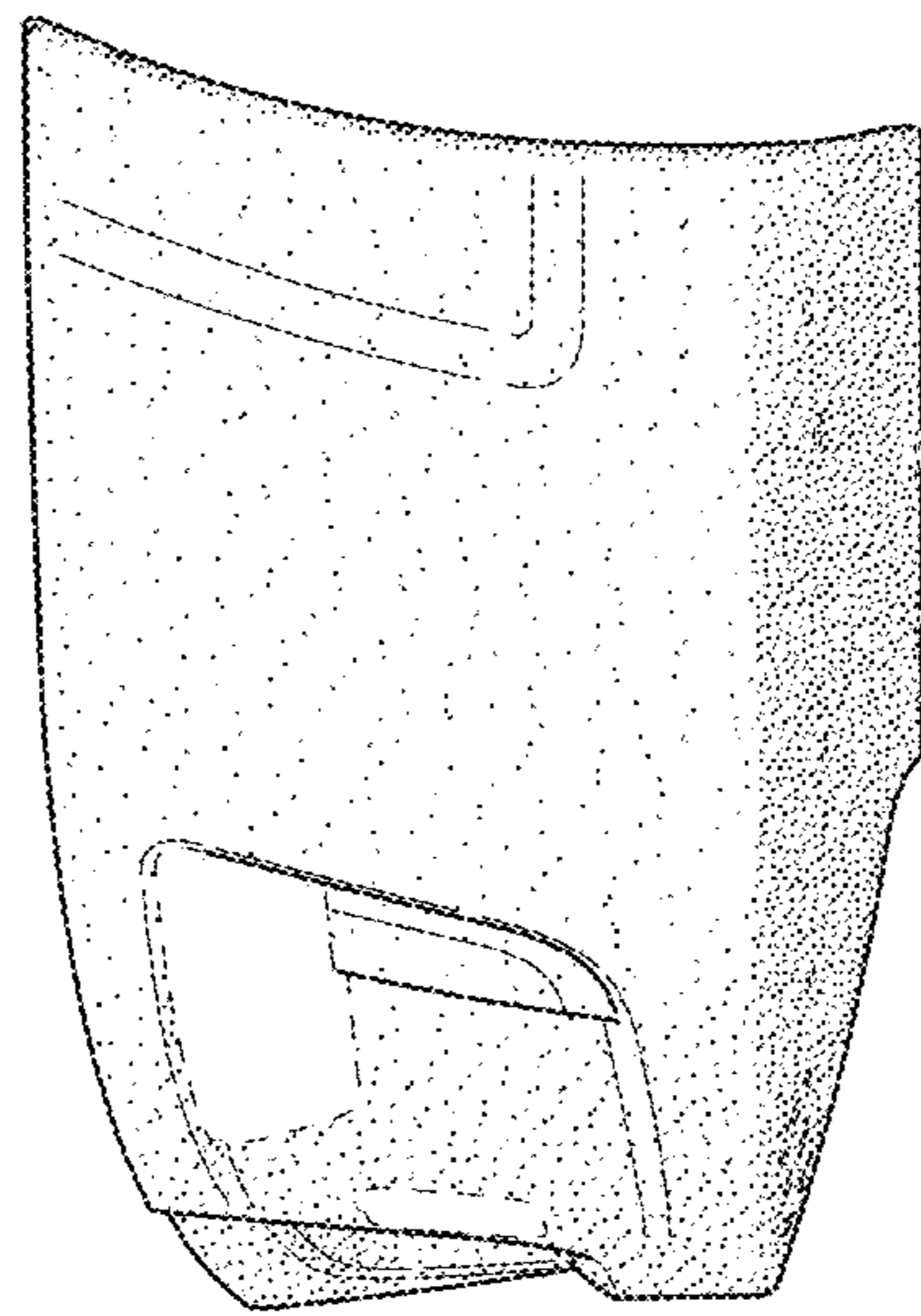


FIG. 5

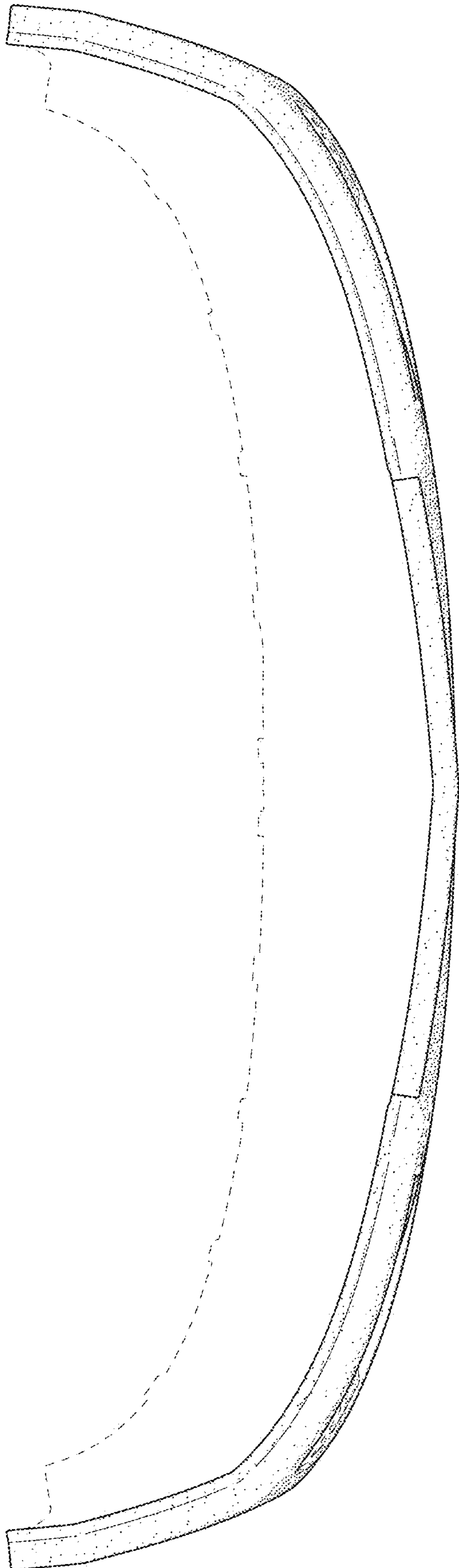


FIG. 6

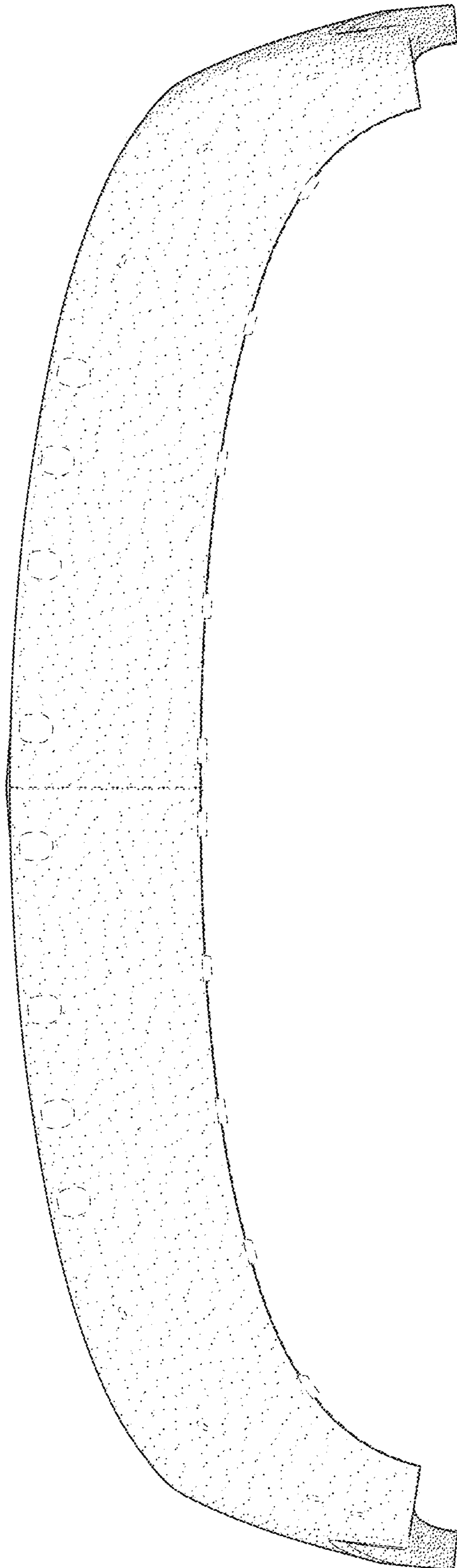


FIG. 7