



US00D983100S

(12) **United States Design Patent**  
**Yamaji et al.**

(10) **Patent No.:** **US D983,100 S**

(45) **Date of Patent:** **\*\* Apr. 11, 2023**

(54) **FRONT BUMPER FOR AN AUTOMOBILE**

(71) Applicant: **TOYOTA JIDOSHA KABUSHIKI KAISHA**, Toyota (JP)

(72) Inventors: **Masayuki Yamaji**, Miyoshi (JP);  
**Keisuke Sakamoto**, Toyota (JP)

(73) Assignee: **TOYOTA JIDOSHA KABUSHIKI KAISHA**, Toyota (JP)

(\*\*) Term: **15 Years**

(21) Appl. No.: **29/804,726**

(22) Filed: **Aug. 23, 2021**

(30) **Foreign Application Priority Data**

Feb. 25, 2021 (JP) ..... 2021-003856 D

(51) **LOC (14) Cl.** ..... **12-16**

(52) **U.S. Cl.**  
USPC ..... **D12/169**

(58) **Field of Classification Search**  
USPC ..... D12/169, 196, 86, 90-92, 163, 190, 98,  
D12/164; 293/102, 113, 115, 117, 120,  
293/193.11; 296/180.1, 180.2  
CPC ..... B60R 19/02; B60R 19/04; B62D 25/08  
See application file for complete search history.

(56) **References Cited**

**U.S. PATENT DOCUMENTS**

D737,182 S \* 8/2015 Takei ..... D12/169  
D737,737 S \* 9/2015 Kim ..... D12/169

D743,845 S \* 11/2015 Hirai ..... D12/92  
D842,775 S \* 3/2019 Lee ..... D12/169  
D860,080 S \* 9/2019 Kanasugi ..... D12/169  
D908,559 S \* 1/2021 Kimura ..... D12/169  
D935,956 S \* 11/2021 Hirai ..... D12/169  
D935,957 S \* 11/2021 Isogai ..... D12/169  
D935,958 S \* 11/2021 Isogai ..... D12/169  
D939,402 S \* 12/2021 Kushima ..... D12/169

**OTHER PUBLICATIONS**

netcarshow.com, Lexus ES (2019) <<https://www.netcarshow.com/lexus/2019-es/>>, available as early as May 21, 2020.  
netcarshow.com, Lexus LS 500 (2018) <[https://www.netcarshow.com/lexus/2018-ls\\_500/](https://www.netcarshow.com/lexus/2018-ls_500/)>, available as early as May 21, 2019.

\* cited by examiner

*Primary Examiner* — Melody N Brown

(74) *Attorney, Agent, or Firm* — Saidman DesignLaw Group, LLC

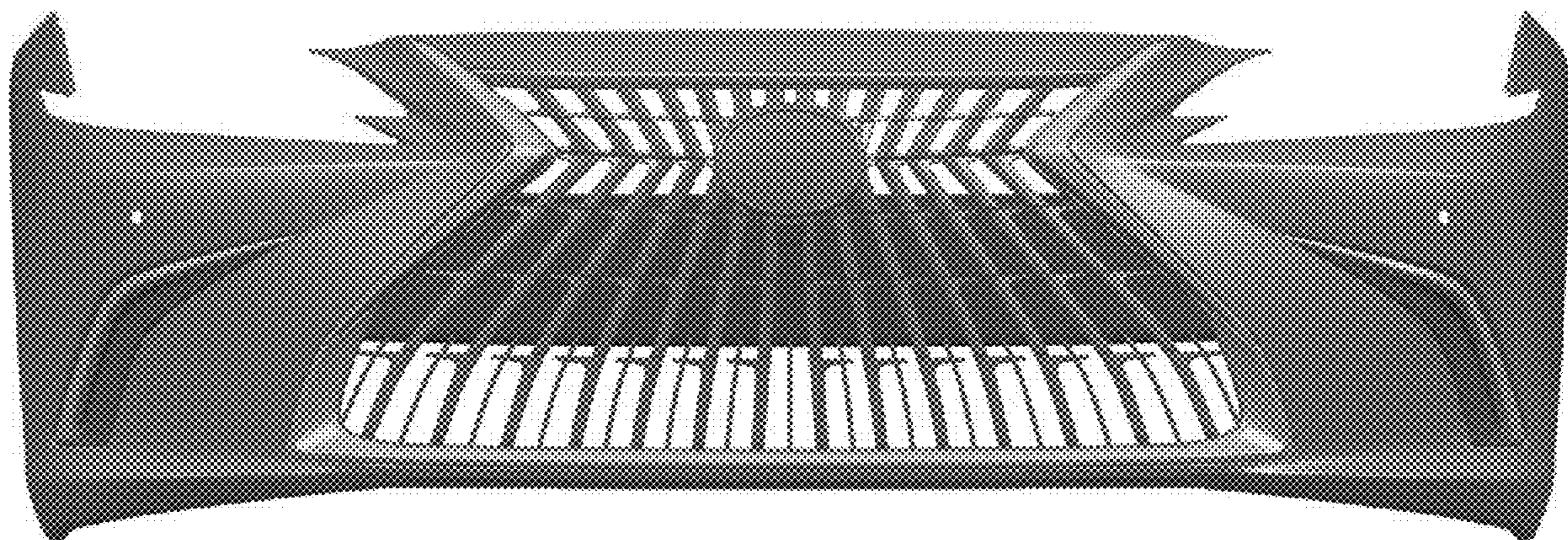
(57) **CLAIM**

The ornamental design for a front bumper for an automobile, as shown and described.

**DESCRIPTION**

FIG. 1 is a perspective view of a front bumper for an automobile showing our new design;  
FIG. 2 is a front view thereof;  
FIG. 3 is a rear view thereof;  
FIG. 4 is a right side view thereof;  
FIG. 5 is a left side view thereof;  
FIG. 6 is a top view thereof; and,  
FIG. 7 is a bottom view thereof.

**1 Claim, 7 Drawing Sheets**






FIG. 1




FIG. 2

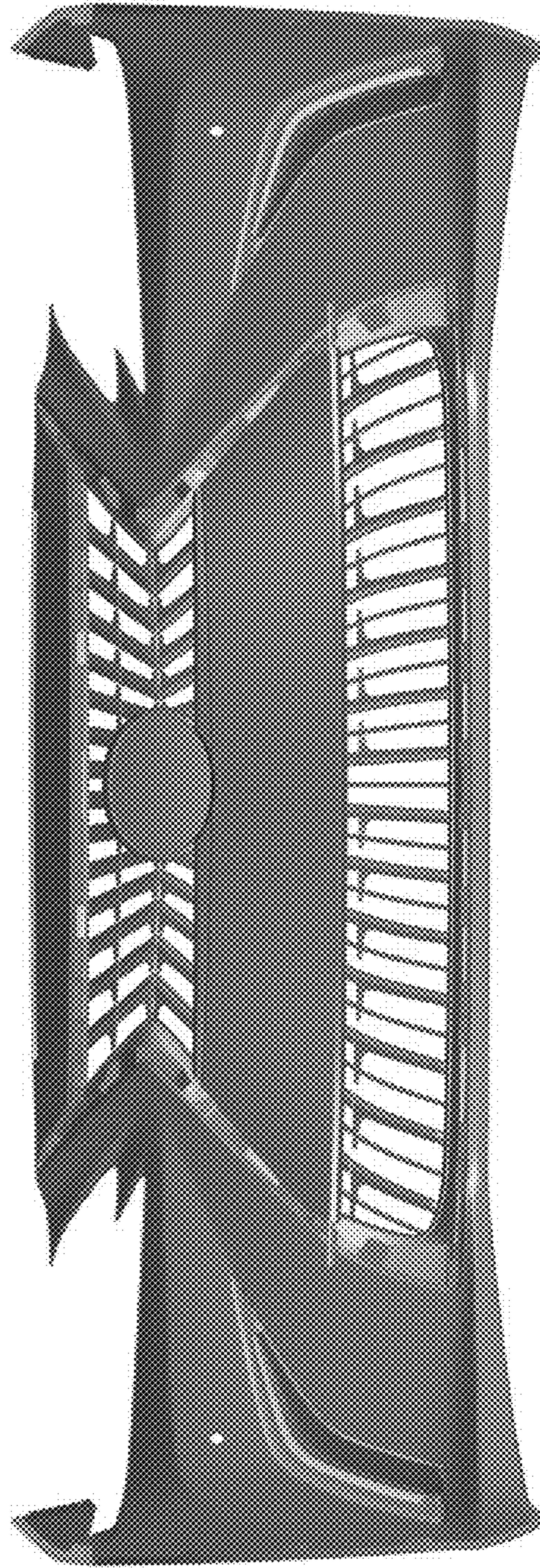


FIG. 3




FIG. 4




FIG. 5




FIG. 6



FIG. 7