



US00D983098S

(12) **United States Design Patent**  
**Stone et al.**

(10) **Patent No.:** **US D983,098 S**  
(45) **Date of Patent:** **\*\* Apr. 11, 2023**

(54) **GRILLE INSERT**

(71) Applicants: **Nicolas R. Stone**, Royal Oak, MI (US);  
**Irina Zavatski**, Rochester Hills, MI (US)

(72) Inventors: **Nicolas R. Stone**, Royal Oak, MI (US);  
**Irina Zavatski**, Rochester Hills, MI (US)

(73) Assignee: **FCA US LLC**, Auburn Hills, MI (US)

(\*\*) Term: **15 Years**

(21) Appl. No.: **29/820,675**

(22) Filed: **Dec. 23, 2021**

**Related U.S. Application Data**

(63) Continuation-in-part of application No. 29/717,434, filed on Dec. 17, 2019, now Pat. No. Des. 940,004.

(51) **LOC (14) Cl.** ..... **12-16**

(52) **U.S. Cl.**  
USPC ..... **D12/163**

(58) **Field of Classification Search**  
USPC ..... D12/163, 196, 86, 90-92, 169, 190, 98,  
D12/164; 293/193.11; 180/68.1, 68.6  
CPC ..... B62B 9/16; B60K 11/08; B62D 25/08;  
B60R 19/52  
See application file for complete search history.

(56) **References Cited**

**U.S. PATENT DOCUMENTS**

D860,863 S \* 9/2019 Jonason ..... D12/91  
D863,139 S \* 10/2019 Hoste ..... D12/163

D877,667 S \* 3/2020 Doveri ..... D12/163  
D935,938 S \* 11/2021 Langhals ..... D12/91  
D936,518 S \* 11/2021 Langhals ..... D12/91  
D940,004 S \* 1/2022 Stone ..... D12/91  
D940,019 S \* 1/2022 Kubo ..... D12/169  
D940,591 S \* 1/2022 Stone ..... D12/91  
D953,930 S \* 6/2022 Malachowski ..... D12/91  
D953,931 S \* 6/2022 Sellaro-Neto ..... D12/91  
D953,932 S \* 6/2022 Sellaro-Neto ..... D12/91  
D954,601 S \* 6/2022 Malachowski ..... D12/91  
D954,602 S \* 6/2022 Malachowski ..... D12/91  
D957,995 S \* 7/2022 Langhals ..... D12/91  
D957,996 S \* 7/2022 Langhals ..... D12/91  
D961,465 S \* 8/2022 Langhals ..... D12/163

\* cited by examiner

*Primary Examiner* — Melody N Brown

(74) *Attorney, Agent, or Firm* — Ralph E. Smith


(57) **CLAIM**

The ornamental design for a grille insert, as shown and described.

**DESCRIPTION**

FIG. 1 is a front perspective view of a grille insert showing our new design;  
FIG. 2 is a front view thereof;  
FIG. 3 is a rear view thereof;  
FIG. 4 is a side view thereof;  
FIG. 5 is top view thereof; and,  
FIG. 6 is a bottom view thereof.  
It will be understood that the broken lines shown in the drawings illustrate portions of the grille insert that form no part of the claimed design.

**1 Claim, 6 Drawing Sheets**






FIGURE 1






FIGURE 2




FIGURE 3



FIGURE 4






FIGURE 5

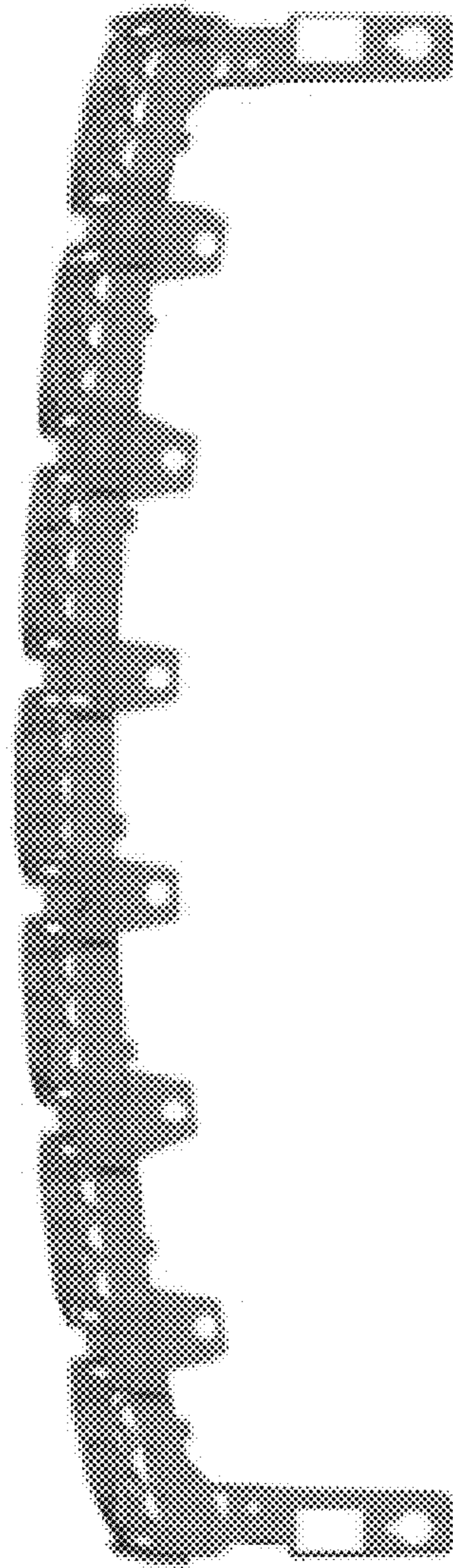


FIGURE 6