



US00D983095S

(12) **United States Design Patent**
Langhals et al.

(10) **Patent No.:** **US D983,095 S**

(45) **Date of Patent:** **** Apr. 11, 2023**

(54) **GRILLE INSERT**

(71) Applicants: **Taylor A. Langhals**, Waterford, MI (US); **Brian H. Nielander**, Royal Oak, MI (US); **Mark T. Allen**, Oxford, MI (US)

(72) Inventors: **Taylor A. Langhals**, Waterford, MI (US); **Brian H. Nielander**, Royal Oak, MI (US); **Mark T. Allen**, Oxford, MI (US)

(73) Assignee: **FCA US LLC**, Auburn Hills, MI (US)

(**) Term: **15 Years**

(21) Appl. No.: **29/815,282**

(22) Filed: **Nov. 12, 2021**

Related U.S. Application Data

(63) Continuation-in-part of application No. 29/727,307, filed on Mar. 10, 2020, now Pat. No. Des. 935,938.

(51) **LOC (14) Cl.** **12-16**

(52) **U.S. Cl.**
USPC **D12/163**

(58) **Field of Classification Search**
USPC D12/163, 196, 86, 90-92, 169, 190, 98, D12/164; 293/193.11; 180/68.1, 68.6
CPC B62B 9/16; B60K 11/08; B62D 25/08; B60R 19/52
See application file for complete search history.

(56) **References Cited**

U.S. PATENT DOCUMENTS

D860,863 S * 9/2019 Jonason D12/91
D863,139 S * 10/2019 Hoste D12/163

D877,667 S * 3/2020 Doveri D12/163
D935,938 S * 11/2021 Langhals D12/91
D936,518 S * 11/2021 Langhals D12/91
D940,004 S * 1/2022 Stone D12/91
D940,019 S * 1/2022 Kubo D12/169
D940,591 S * 1/2022 Stone D12/91
D953,930 S * 6/2022 Malachowski D12/91
D953,931 S * 6/2022 Sellaro-Neto D12/91
D953,932 S * 6/2022 Sellaro-Neto D12/91
D954,601 S * 6/2022 Malachowski D12/91
D954,602 S * 6/2022 Malachowski D12/91
D957,995 S * 7/2022 Langhals D12/91
D957,996 S * 7/2022 Langhals D12/91
D961,465 S * 8/2022 Langhals D12/163

* cited by examiner

Primary Examiner — Melody N Brown

(74) *Attorney, Agent, or Firm* — Ralph E. Smith

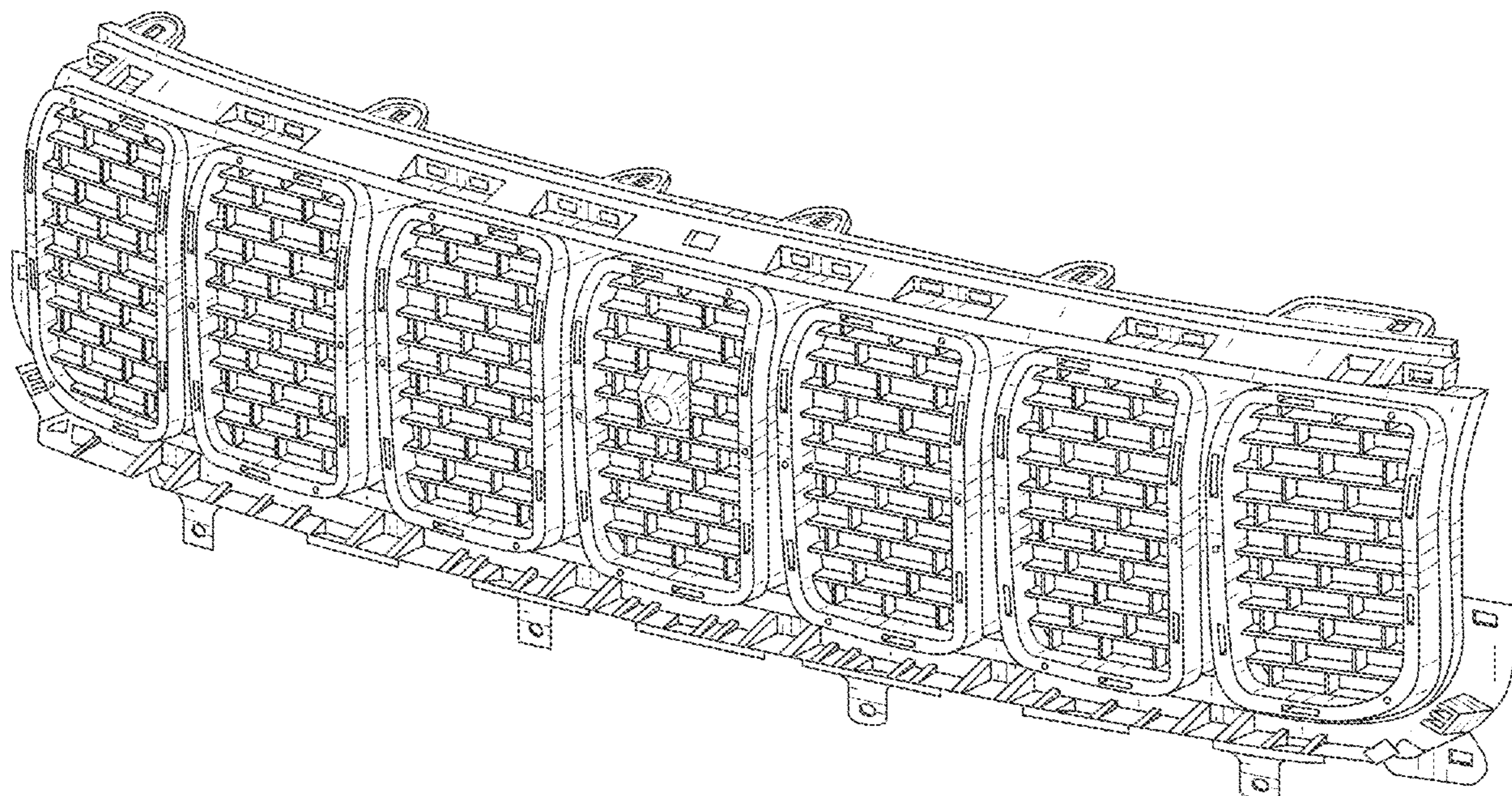
(57) **CLAIM**

The ornamental design for a grille insert, as shown and described.

DESCRIPTION

FIG. 1 is a front perspective view of a grille insert showing our new design;
FIG. 2 is a front view thereof;
FIG. 3 is a rear view thereof;
FIG. 4 is a side view thereof;
FIG. 5 is a top view thereof; and,
FIG. 6 is a bottom view thereof.
It will be understood that the broken lines shown in the drawings illustrate portions of the grille insert that form no part of the claimed design.

1 Claim, 5 Drawing Sheets



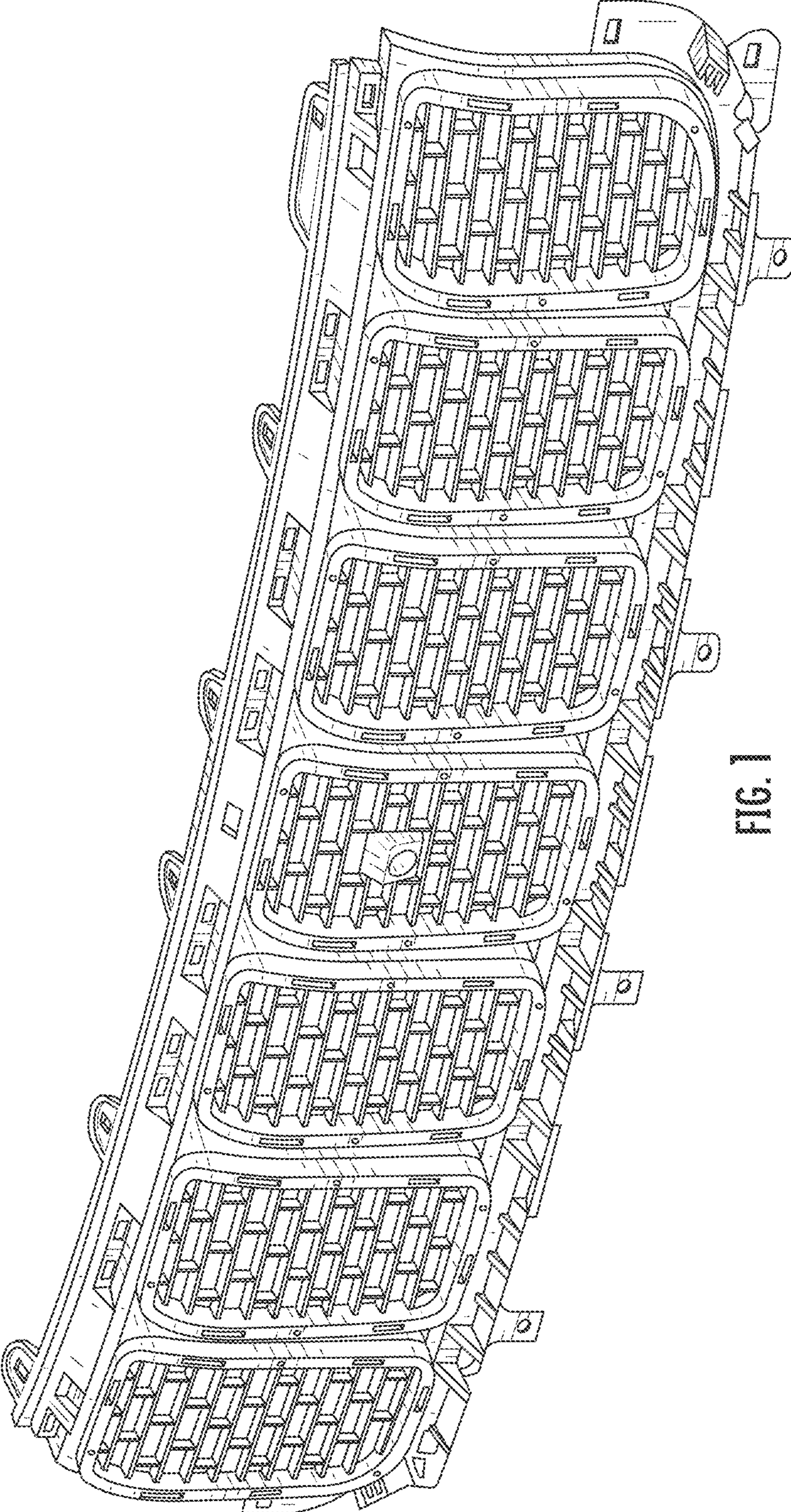


FIG. 1

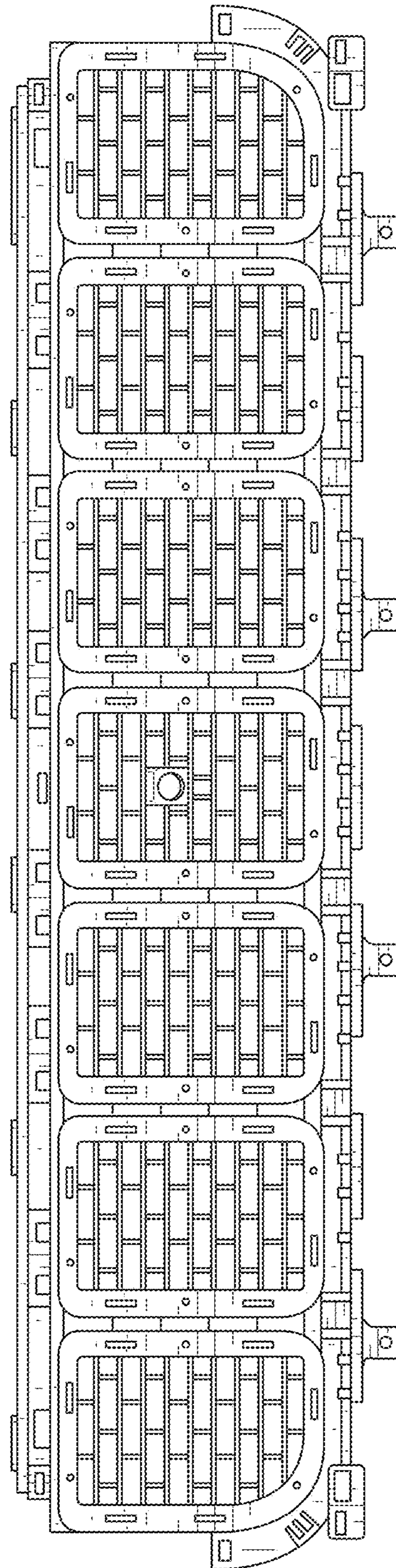


FIG. 2

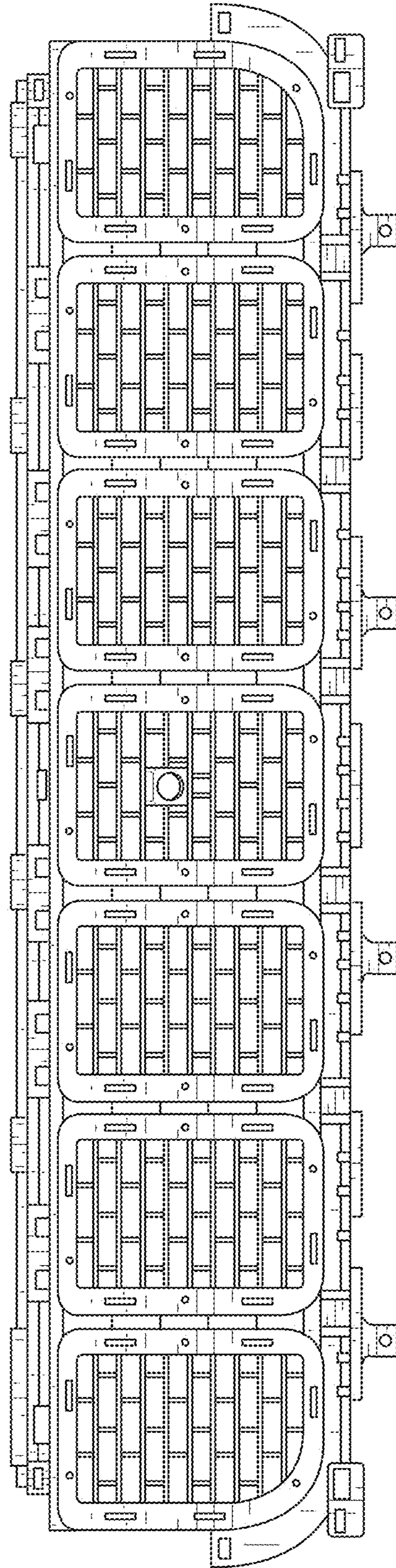


FIG. 3

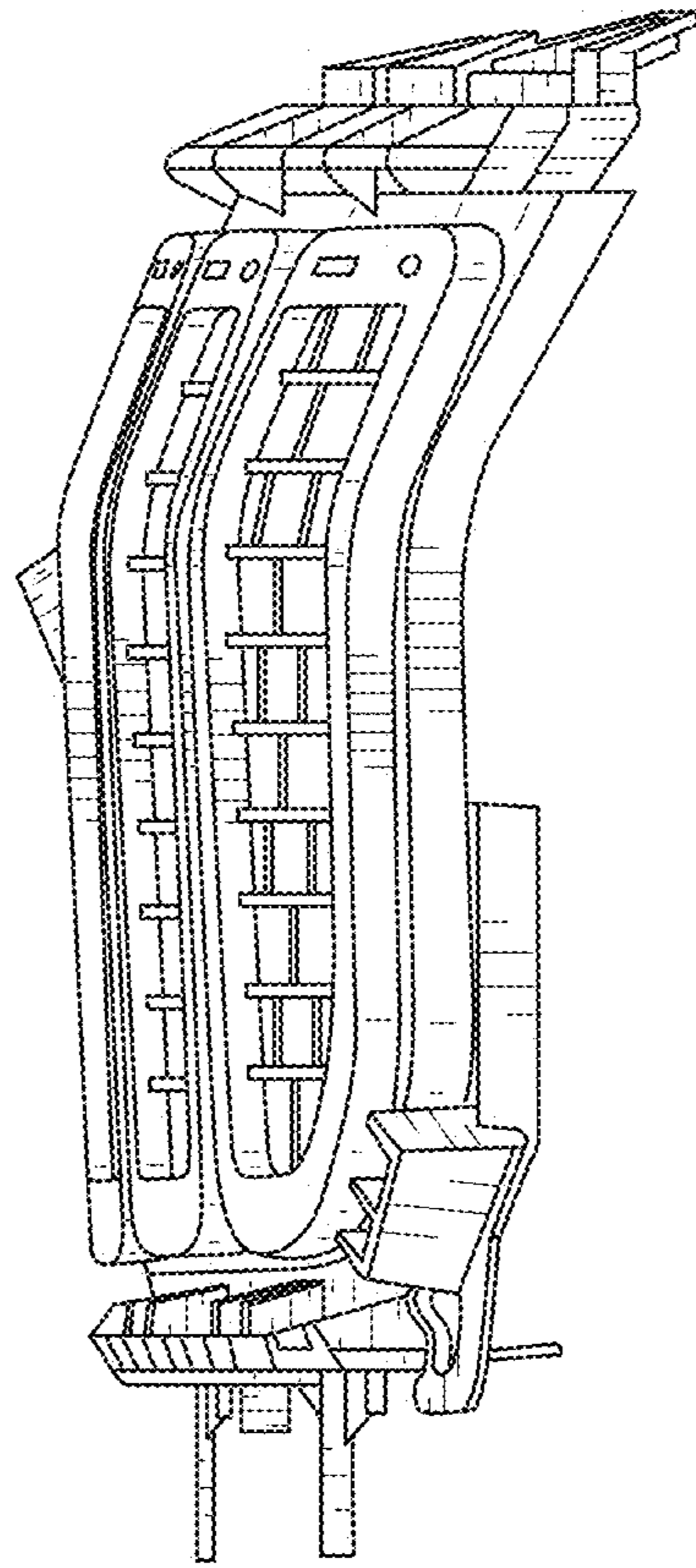


FIG. 4

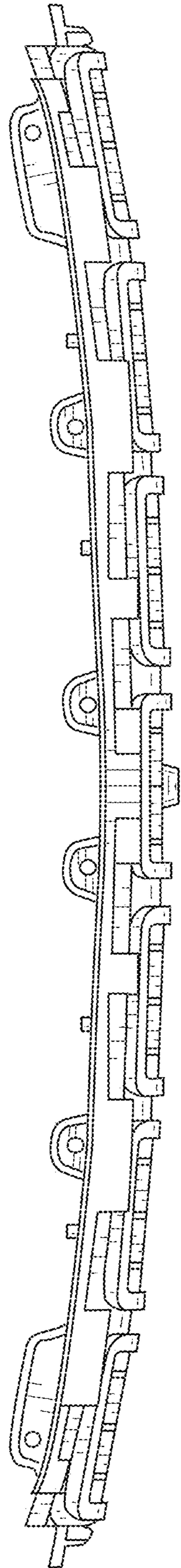


FIG. 5

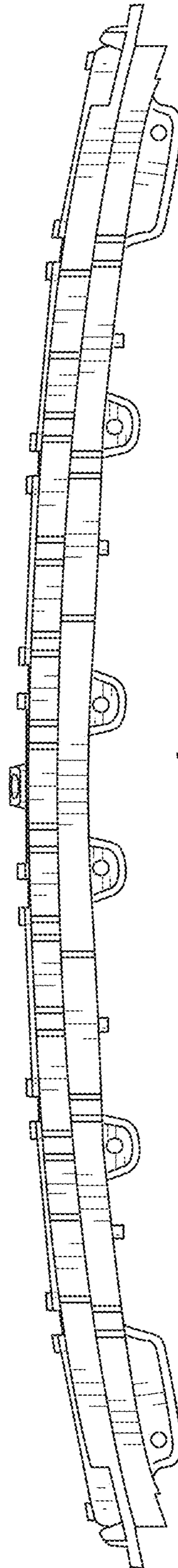


FIG. 6