



US00D983081S

(12) **United States Design Patent** (10) **Patent No.:** **US D983,081 S**
Willils (45) **Date of Patent:** **** Apr. 11, 2023**

(54) **STAR OF DAVID CROSS**
(71) Applicant: **David M. Willils**, Largo, FL (US)
(72) Inventor: **David M. Willils**, Largo, FL (US)
(**) Term: **15 Years**
(21) Appl. No.: **29/720,176**
(22) Filed: **Jan. 10, 2020**
(51) **LOC (14) Cl.** **11-03**
(52) **U.S. Cl.**
USPC **D11/96**
CPC **A44C 1/00 (2013.01)**
(58) **Field of Classification Search**
USPC ... D11/1, 2, 8, 40-49, 79-85, 65, 69, 99, 27
CPC .. A44C 1/00; A44C 3/00; A44C 3/001; A44C
3/002; A44C 3/004; A44C 3/005; A44C
3/007; A44C 3/008; A44C 15/005; A44C
25/00; A44C 25/001; A44C 25/002; A44C
25/007
See application file for complete search history.

D656,429 S * 3/2012 Cadigan D11/96
D679,625 S * 4/2013 McSwain D11/96
D735,599 S * 8/2015 Juarez D11/96
D763,129 S * 8/2016 Reece D11/124
D766,126 S * 9/2016 Walker D11/96
D805,717 S * 12/2017 Redzinski D99/17
D895,476 S * 9/2020 Gratt D11/91
D920,150 S * 5/2021 Zhang D11/96
D955,917 S * 6/2022 Turpin D11/99
D971,069 S * 11/2022 Riordan A44C 1/00
D11/95
D971,070 S * 11/2022 Tomao A44C 1/00
D11/96
2013/0036768 A1* 2/2013 Hernandez A44C 25/005
63/23
2016/0143404 A1* 5/2016 Wright A44C 25/005
63/23

* cited by examiner

Primary Examiner — Richard E Chilcot
(74) *Attorney, Agent, or Firm* — Lewellyn Law, PLLC

(57) **CLAIM**

The ornamental design for a Star of David cross, as shown and described.

(56) **References Cited**


U.S. PATENT DOCUMENTS

D115,265 S * 6/1939 Itton D99/27
D246,607 S * 12/1977 Radisich D99/25
D258,544 S * 3/1981 Benedetto D99/27
D299,579 S * 1/1989 Jones D99/27
D455,672 S * 4/2002 Knezevich D11/96
D479,763 S * 9/2003 Miller D99/27
D506,945 S * 7/2005 Guthrie, III D11/79
D517,445 S * 3/2006 Benarrouch D11/96
D518,754 S * 4/2006 Dias D11/96
D569,300 S * 5/2008 Glinberg D11/96
D615,449 S * 5/2010 Hayden D11/96

DESCRIPTION

FIG. 1 is a top, front, left perspective view of a Star of David cross showing my new design;
FIG. 2 is a front elevational view thereof;
FIG. 3 is a bottom view thereof;
FIG. 4 is a top plan view thereof;
FIG. 5 is a left side elevational view thereof; and,
FIG. 6 is a right side elevational view thereof.
The items shown in broken lines are depicted for illustrative purposes only and form no part of the claimed design.

1 Claim, 4 Drawing Sheets






FIG. 1




FIG. 2

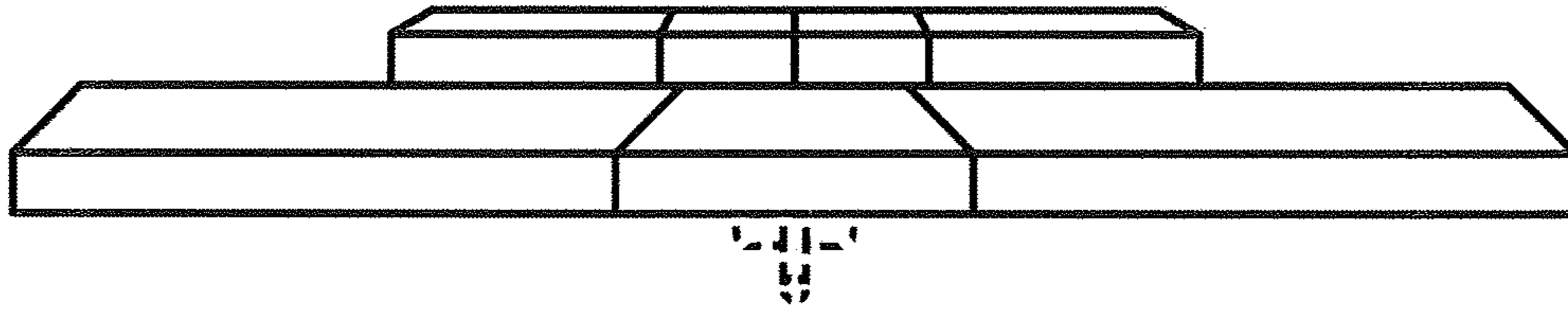


FIG. 3

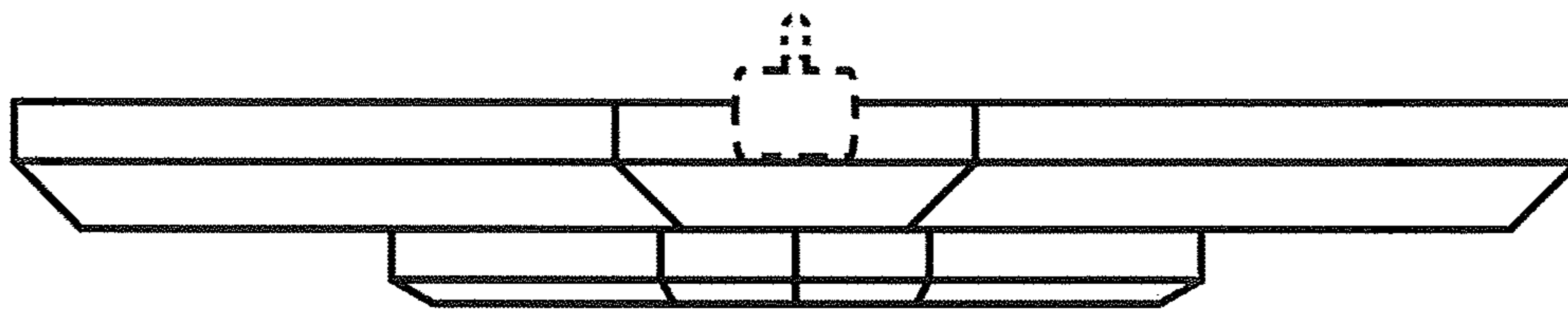


FIG. 4

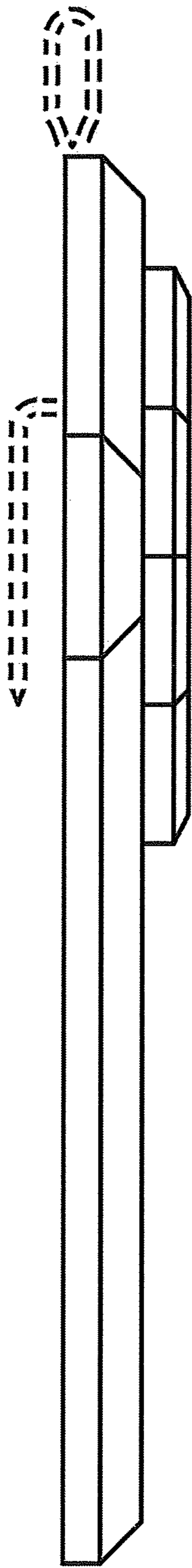


FIG. 5

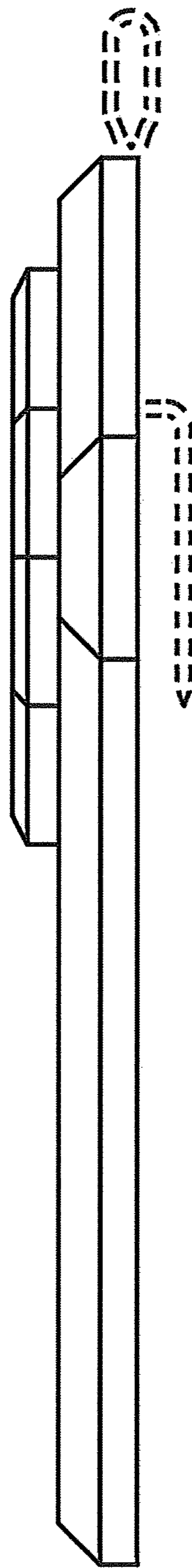


FIG. 6