



US00D983050S

(12) **United States Design Patent** (10) **Patent No.:** **US D983,050 S**
de Castellane (45) **Date of Patent:** **** Apr. 11, 2023**

- (54) **WATCHE**
- (71) Applicant: **Christian Dior Couture**, Paris (FR)
- (72) Inventor: **Victoire de Castellane**, Paris (FR)
- (73) Assignee: **CHRISTIAN DIOR COUTURE**, Paris (FR)
- (**) Term: **15 Years**
- (21) Appl. No.: **29/782,393**
- (22) Filed: **May 6, 2021**

D504,332 S *	4/2005	Chodat	D10/39
D525,149 S *	7/2006	Plan	D10/32
D577,613 S *	9/2008	Rochat	D10/38
D600,143 S *	9/2009	Kawashima	D10/32
D614,973 S *	5/2010	Takahashi	D10/32
D628,502 S *	12/2010	Hayek	D10/39
D635,869 S *	4/2011	Hayek	D10/38
D635,876 S *	4/2011	Hayek	D10/123
D646,184 S *	10/2011	Duport	D10/39
D665,274 S *	8/2012	Arabov	D10/38
D675,941 S *	2/2013	Sasaki	D10/32
D696,145 S *	12/2013	Stegmann	D10/38
D737,694 S *	9/2015	Engelbrecht	D10/126
D835,522 S *	12/2018	Dietrich	D10/32
D848,290 S *	5/2019	Janzen	D10/39
D858,315 S *	9/2019	Monachon	D10/39

Related U.S. Application Data

- (60) Continuation of application No. 29/721,502, filed on Jan. 21, 2020, now abandoned, which is a division of application No. 35/506,106, filed on Sep. 21, 2018 (U.S. filing date under 35 U.S.C. 384), and having an international filing date of Sep. 21, 2018, now Pat. No. Des. 880,317.
- (51) **LOC (14) Cl.** **10-02**
- (52) **U.S. Cl.**
USPC **D10/39**
- (58) **Field of Classification Search**
USPC D10/123, 39, 128, 30
CPC G04B 37/04
See application file for complete search history.

(56) **References Cited**

U.S. PATENT DOCUMENTS

1,634,447 A *	7/1927	Bowen	G04B 37/04 29/896.33
D313,187 S *	12/1990	Muller	D10/39
D454,802 S *	3/2002	Hegi	D10/39

* cited by examiner

Primary Examiner — George D. Kirschbaum
(74) *Attorney, Agent, or Firm* — Cantor Colburn LLP


(57) **CLAIM**

I claim, the ornamental design for a watch, as shown and described.

DESCRIPTION

FIG. 1 is a front view of a watch showing my new design; FIG. 2 is a top view thereof; FIG. 3 is a rear view thereof; FIG. 4 is a right side view thereof; FIG. 5 is a perspective view thereof; FIG. 6 is another perspective view thereof; FIG. 7 is a left side view thereof; and, FIG. 8 is a bottom view thereof. FIGS. 1-8 include broken lines, which form no part of the claimed design.

1 Claim, 8 Drawing Sheets






FIG.1

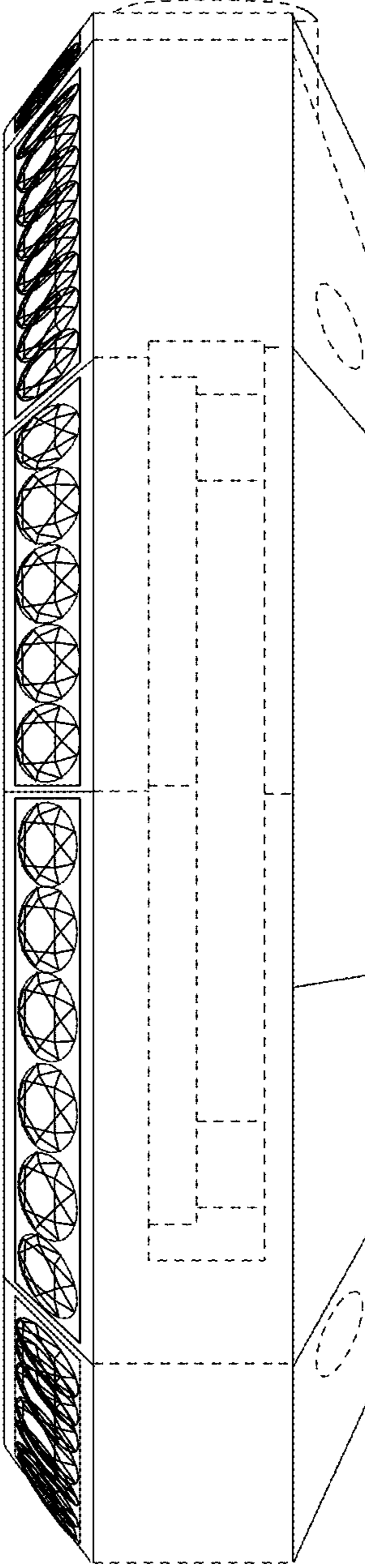


FIG. 2

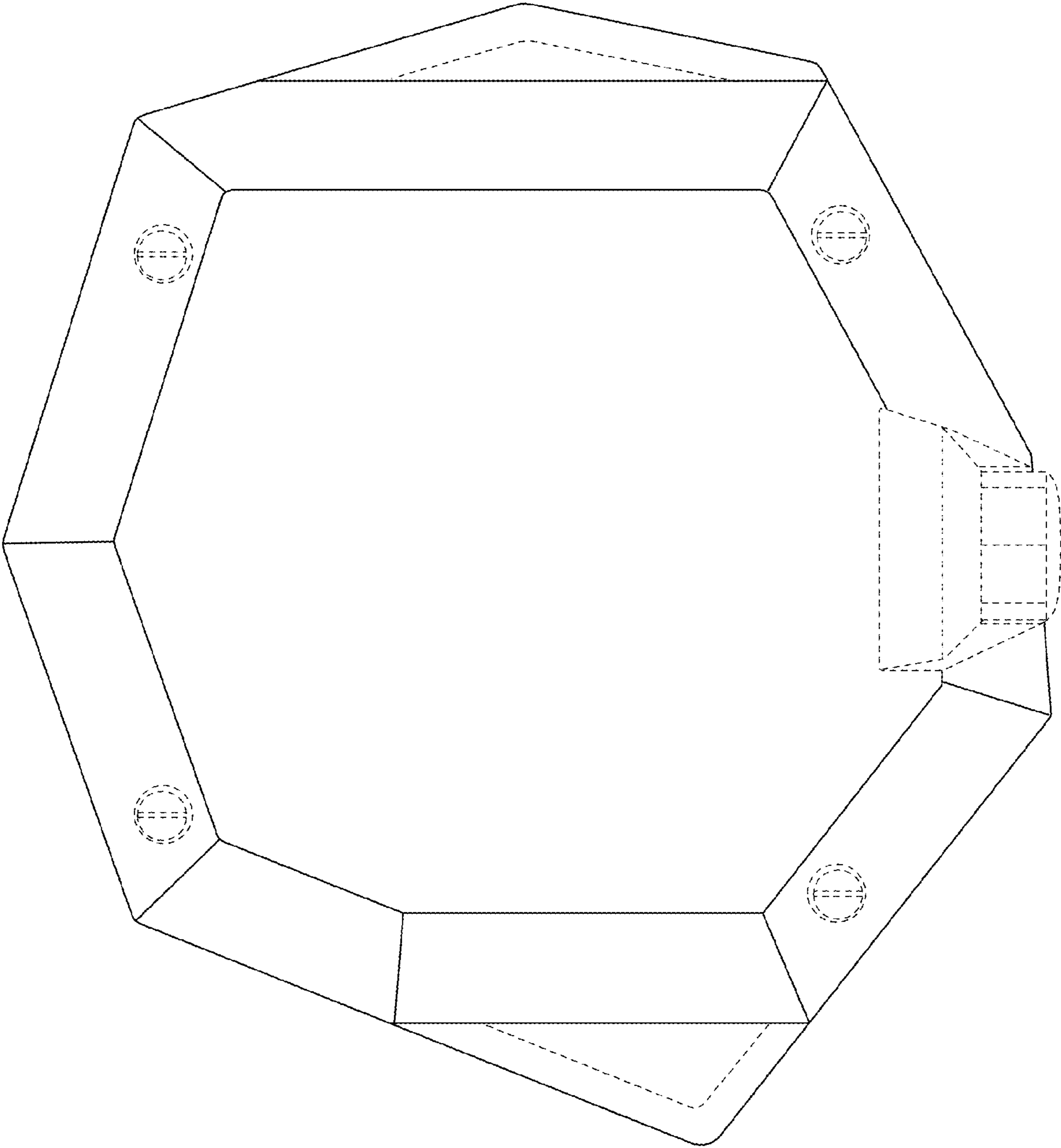


FIG. 3

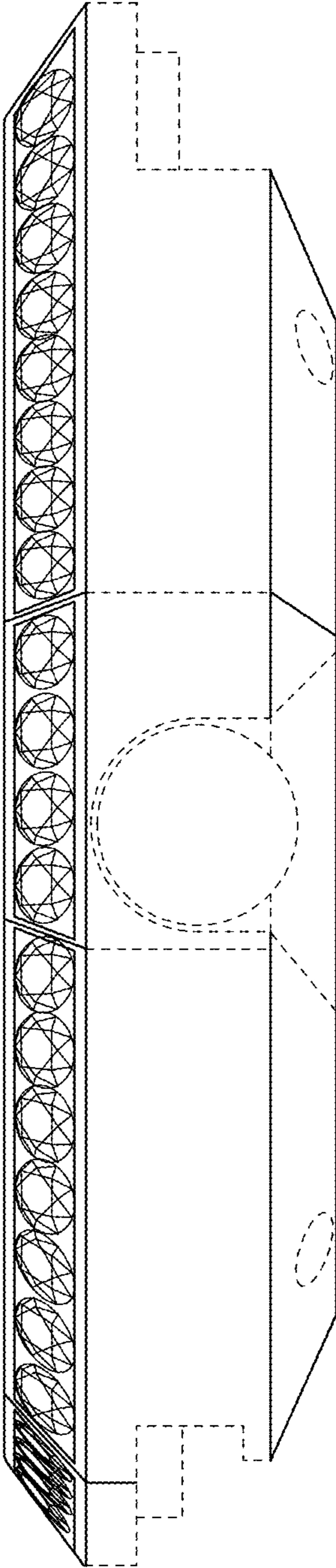


FIG. 4

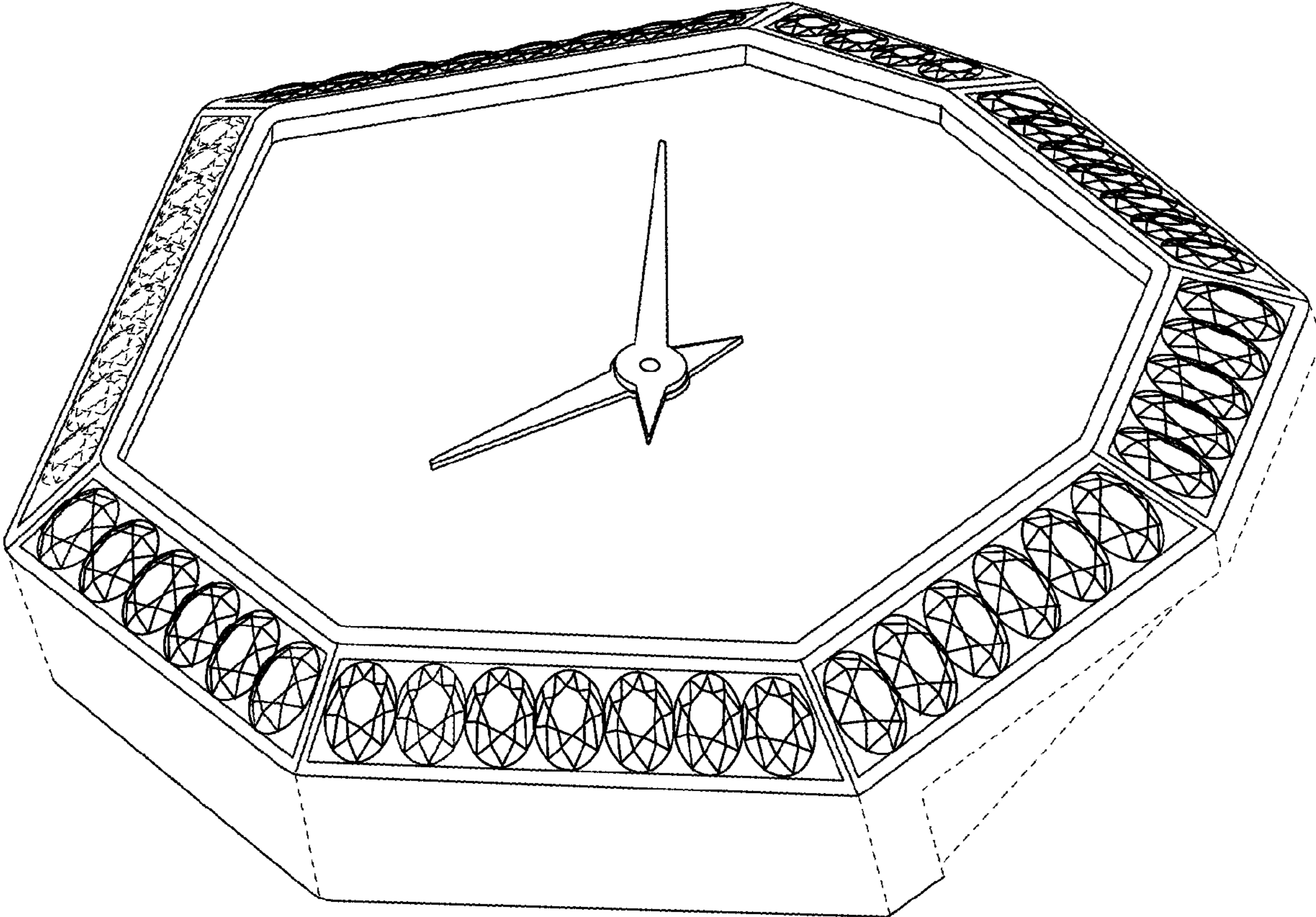


FIG. 5

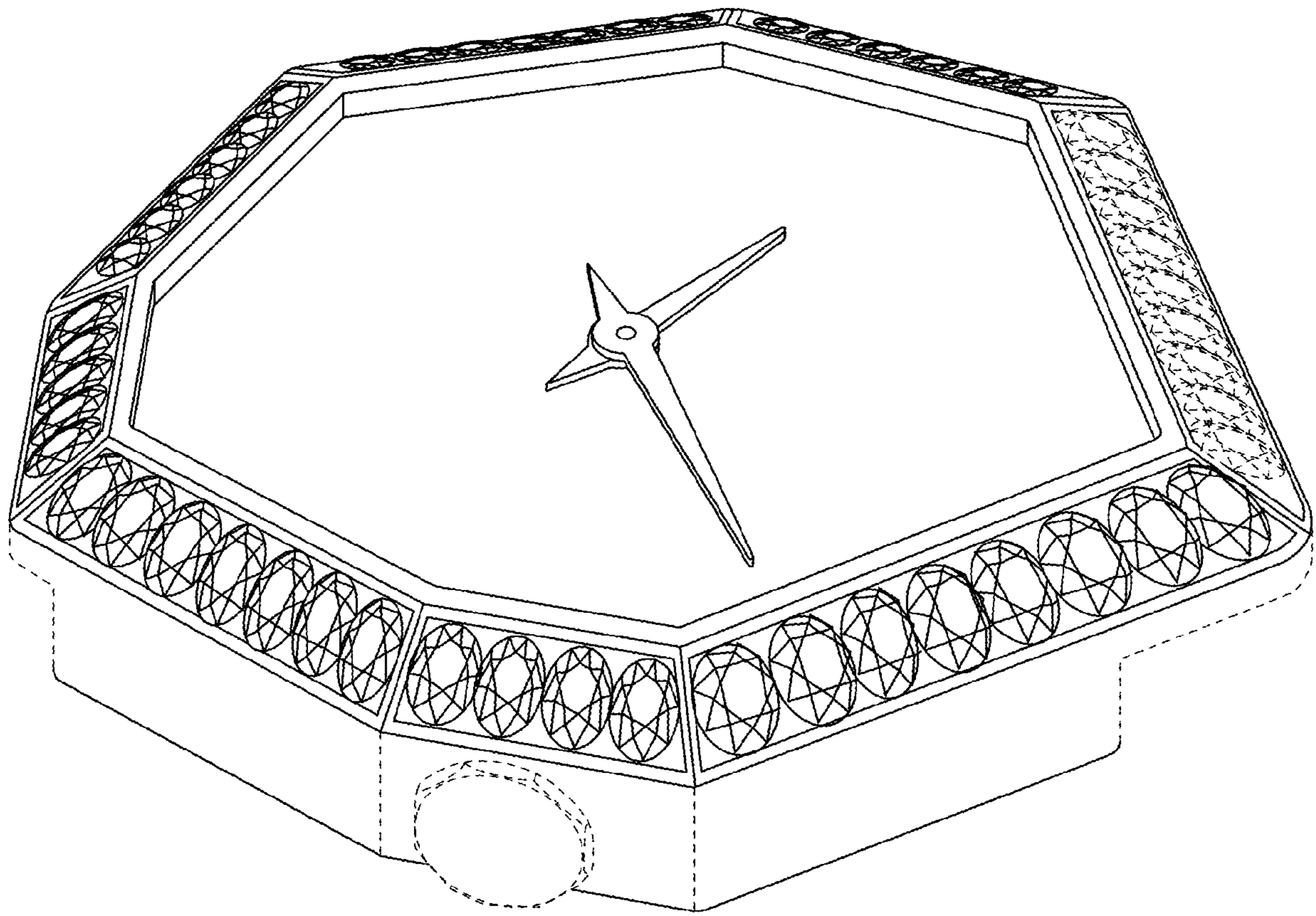


FIG. 6

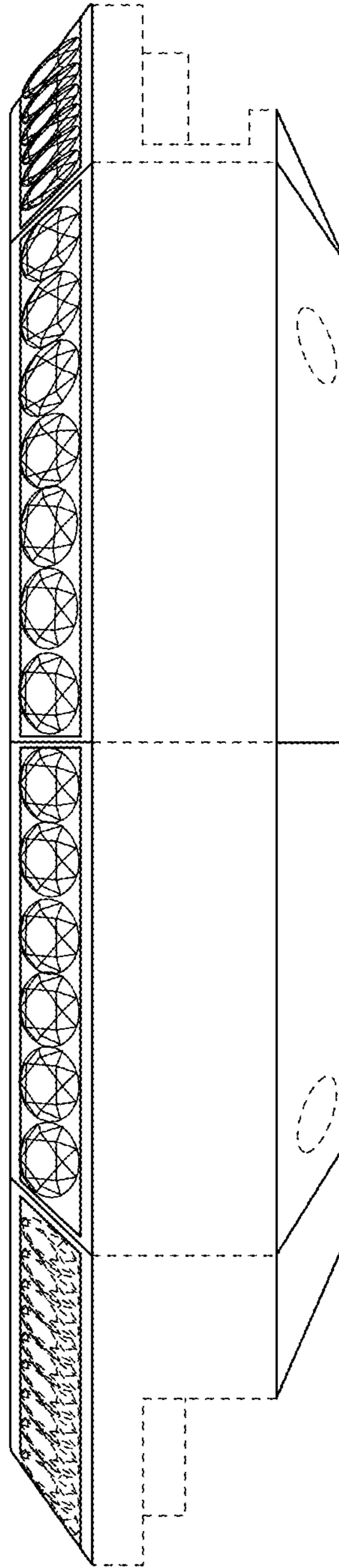


FIG. 7

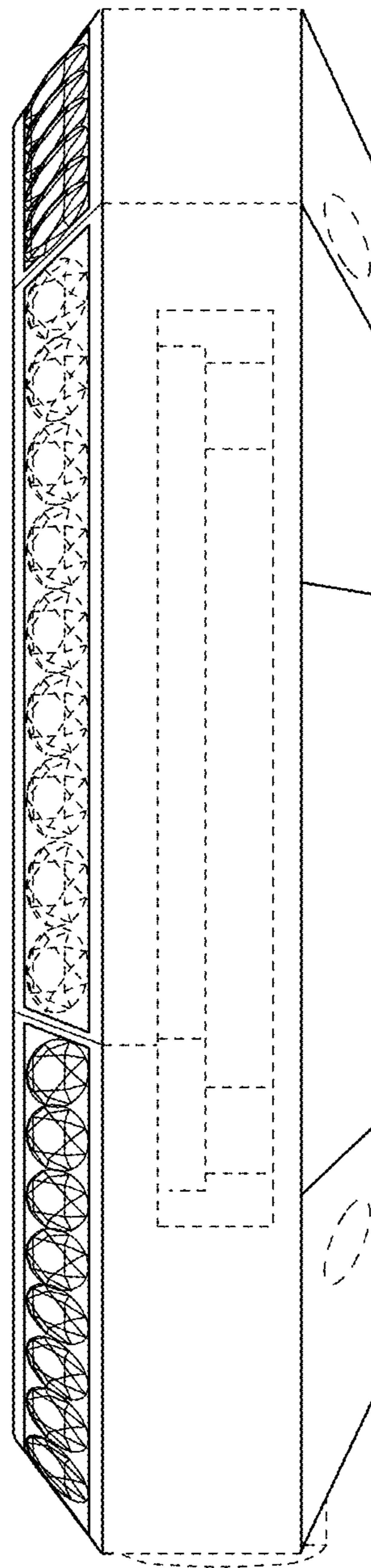


FIG. 8